



HAL
open science

1-D Modeling of the Denebulization of Fogs by Hygroscopic Seeding

Nicolas Reuge, Pascal Fede, Jean-François Berthoumieu, Florian Foucoin, Olivier Simonin

► **To cite this version:**

Nicolas Reuge, Pascal Fede, Jean-François Berthoumieu, Florian Foucoin, Olivier Simonin. 1-D Modeling of the Denebulization of Fogs by Hygroscopic Seeding. ASME/JSME/KSME 2015 Joint Fluids Engineering Conference, Jul 2015, Seoul, South Korea. pp.V001T30A004, <10.1115/AJKFluids2015-30188>. <hal-04108033>

HAL Id: hal-04108033

<https://hal.science/hal-04108033v1>

Submitted on 26 May 2023

HAL is a multi-disciplinary open access archive for the deposit and dissemination of scientific research documents, whether they are published or not. The documents may come from teaching and research institutions in France or abroad, or from public or private research centers.

L'archive ouverte pluridisciplinaire **HAL**, est destinée au dépôt et à la diffusion de documents scientifiques de niveau recherche, publiés ou non, émanant des établissements d'enseignement et de recherche français ou étrangers, des laboratoires publics ou privés.



HAL Authorization



Open Archive TOULOUSE Archive Ouverte (OATAO)

OATAO is an open access repository that collects the work of Toulouse researchers and makes it freely available over the web where possible.

This is an author-deposited version published in : <http://oatao.univ-toulouse.fr/>
Eprints ID : 15748

To link to this paper : DOI:10.1115/AJKFluids2015-30188
URL : <http://dx.doi.org/10.1115/AJKFluids2015-30188>

To cite this version :

Reuge, Nicolas and Fedé, Pascal and Berthoumieu, Jean-François and Foucoïn, Florian and Simonin, Olivier *1-D Modeling of the Denebulization of Fogs by Hygroscopic Seeding*. (2015) In: ASME/JSME/KSME 2015 Joint Fluids Engineering Conference, 26 July 2015 - 31 July 2015 (Seoul, Korea, Republic Of)

Any correspondence concerning this service should be sent to the repository administrator: staff-oatao@listes-diff.inp-toulouse.fr

1-D MODELING OF THE DENEbulIZATION OF FOGS BY HYGROSCOPIC SEEDING

Nicolas Reuge

Institut de Mécanique des Fluides de Toulouse (IMFT) ; Université de Toulouse ; CNRS, INPT, UPS ; FR-31400 Toulouse, France

Pascal Fede

Institut de Mécanique des Fluides de Toulouse (IMFT) ; Université de Toulouse ; CNRS, INPT, UPS ; FR-31400 Toulouse, France

Jean-François Berthoumieu

AGRALIS Services, Aérodrome d'Agen, FR-47520 Le Passage, France

Florian Foucoin

Etienne LACROIX, Route de Gaudiès, FR-09270, Mazères, France

Olivier Simonin

Institut de Mécanique des Fluides de Toulouse (IMFT) ; Université de Toulouse ; CNRS, INPT, UPS ; FR-31400 Toulouse, France

ABSTRACT

The purpose of the study is the modeling of the denebulization of fogs by micronic hygroscopic particles from the initial seeding to the fall of the rain droplets on the ground. The microparticles generated by flares are made of hygroscopic salts. Three stages occur: first, the condensation of water vapor on solid particles, this is the deliquescent stage which is very fast and can be ignored by the model, then the stage of condensation of water vapor on liquid salted particles / evaporation of fog droplets and finally the coalescence stage when the liquid salted particles diameter become large enough. Three different salts have been tested: NaCl, CaCl₂ and KCl. The 1-D modeling approach studied considers the conservation equations (salt mass, water mass, salted droplets number density, fog droplets number density), the hygroscopicity of the salts through the water activity in the aqueous solution and the coalescence induced by gravity.

The model reveals that NaCl is the most efficient salt because of its stronger hygroscopicity at high dilution rates although CaCl₂ is the more hygroscopic at low dilution rates. A cloud of NaCl particles of 9 μm diameter initially generated over a height of about 7 m with a number density of 12 cm⁻³ allows to completely dissipates a typical fog layer of 40 m within less than 13 mn. This means that 10 kg of NaCl particles could be able to clear such a fog over 13.25 ha. The model shows that a layer of 100 m can be cleared within 29 mn. From the calculations, the contribution of the coalescence to the denebulization process is less than 1%, phenomena of

condensation / evaporation are preponderant for these operating conditions.

NOMENCLATURE

$a_{w,\beta}$	Water activity in the solution (-)
D_v	Diffusion coefficient of water vapor in air (m ² .s ⁻¹)
$F_{\alpha\beta}^g$	Coalescence frequency between droplets α / β (m ³ .s ⁻¹)
g	Standard gravity acceleration (m.s ⁻²)
HV	Horizontal visibility (m)
IE	Efficiency index (-)
m	Water refractive index (-)
M	Molar mass (kg.mol ⁻¹)
N	Number density (m ⁻³)
P_{vap}	Water vapor partial pressure (Pa)
P_s	Saturation water vapor partial pressure at the salted droplet surface (Pa)
P_{sat}	Saturation water vapor partial pressure (Pa)
Q_{ext}	Extinction efficiency (-)
R	Gas constant (J.mol ⁻¹ .K ⁻¹)
R_0	Initial radius of seed particles (m)
r_a	Fog droplet radius (m)
R_β	Seed particle / salted droplet radius (m)
RH	Relative humidity (%)
Sh	Sherwood number (-)
t	Time (s)
T	Temperature (K)
v	Terminal settling velocity (m.s ⁻¹)
z	Vertical coordinate (m)

Greek

β_{ext}	Extinction coefficient (m ⁻¹)
ε	Volume fraction (-)
λ	Wavelength (m)
ρ	Density (kg.m ⁻³)
μ	Dynamic viscosity (Pa.s)

Subscript

a	Air
α	Fog droplet phase
β	Seed droplet phase
w	Liquid water

INTRODUCTION

Artificial rain by hygroscopic seeding is an old technique, the first attempts were performed in South-Africa in the 90's [1] with significant results. The seeding was performed using hygroscopic flares made of hygroscopic salts and combustion agents. Flares were carried by planes. Nowadays, with the developments of the drones, a new opportunity arises to reduce the costs of this technique. A consortium led by Etienne LACROIX with several partners works on the project FIRST. The aim is to use a drone equipped with hygroscopic flares to perform the denebulization of fogs over sensitive area (e.g. airports). Therefore, in the present study, the efficiency of this technique is investigated regarding fog dissipation.

A suspension of droplets in the air above the ground is considered as a fog when the horizontal visibility (HV) is lower than 1000 m. Typical fogs liquid water content is in the range of 0.05 and 0.5 g.m⁻³, mean droplet diameter is between 5 and 15 μ m and the droplet number density can vary between 100 and 600 cm⁻³. Moreover, air is saturated by water vapor, *i.e.* the relative humidity (RH) is of 100%. In fogs, wind and turbulence are quite low.

Modeling studies of clouds hygroscopic seeding are available in the literature, but only the team of Silverman studied the dissipation of fogs. In [2], a 1-D approach considers monodisperse NaCl particles seeded over a bidisperse fog. Evaporation / condensation phenomena and coalescence induced by gravity are taken into account. The results show that the fog dissipation can be efficient provided the initial salt particles is well chosen (around 10 μ m) and that the amount of particles to seed is proportional to the initial water mass fraction in the fog. In [3], the same 1-D approach was used to test different salts. From this study, hydroxides are the most efficient, followed by chlorides, then bromides, nitrates, iodides and finally sulfates.

ASSUMPTIONS AND GOVERNING EQUATIONS

The following assumptions are considered: *i*) isothermicity between gas and liquid phases, *ii*) the temperature in the fog layer remains constant over time, *iii*) the Kelvin effect, *i.e.* the vapor pressure change due to a curved liquid / vapor interface, is negligible (droplet diameters > 0.1 μ m), *iv*) the Brownian motion is negligible (droplet diameters > 1 μ m), *v*) the deliquescence step, *i.e.* the diffusion of water in the solid salt

particles, is very short (< 1s) and is not considered in the model, initial salt particles are considered in a liquid state, *vii*) gravity induced coalescence only is considered, *viii*) axial diffusion and convection of air and water vapor are neglected, *ix*) fog droplets and salt particles are monodisperse, *ix*) for an initial salt particle of radius R_0 and density ρ_0 , we consider instead a radius $R'_0 = R_0 (\rho_0 / \rho_w)^{1/3}$ and a constant density ρ_w .

Considering two liquid phases, α for the pure water phase (fog droplets) and β for the salted droplets phase, we obtain the following governing equations:

$$\frac{dN_\alpha}{dt} = -\frac{\partial}{\partial z}(N_\alpha v_\alpha) - F_{\alpha\beta}^s \quad (1)$$

$$\frac{dN_\beta}{dt} = -\frac{\partial}{\partial z}(N_\beta v_\beta) \quad (2)$$

$$\frac{d\varepsilon_\alpha}{dt} = -\frac{\partial}{\partial z}(\varepsilon_\alpha v_\alpha) + \frac{3}{2}\varepsilon_\alpha Sh_\alpha D_v M_w (\rho_w RT r_\alpha^2)^{-1} (P_{vap} - P_{sat}) - (4/3)\pi r_\alpha^3 F_{\alpha\beta}^s \quad (3)$$

$$\frac{d\varepsilon_\beta}{dt} = -\frac{\partial}{\partial z}(\varepsilon_\beta v_\beta) + \frac{3}{2}\varepsilon_\beta Sh_\beta D_v M_w (\rho_w RT R_\beta^2)^{-1} (P_{vap} - P_s) + (4/3)\pi r_\alpha^3 F_{\alpha\beta}^s \quad (4)$$

$$\frac{d\varepsilon_w}{dt} = -\frac{\partial}{\partial z}(\varepsilon_w v_w) - \frac{\partial}{\partial z}(\varepsilon_{w,\beta} v_\beta) \quad (5)$$

$$P_{vap} = \rho_w RT M_w^{-1} (\varepsilon_w - N_\alpha \varepsilon_\alpha - N_\beta \varepsilon_{w,\beta}) \quad (6)$$

Equations (1) and (2) are the number density balance equations for phases α and β respectively, equations (3-5) are the mass balance equations for phase α , β and water respectively, and relation (6) is the expression giving P_{vap} . P_{sat} is given by the following relation [4]:

$$P_{sat} = (10^5 / 760) \exp(18,3036 - 3816,44(T - 46,13)^{-1}) \quad (7)$$

The saturation water vapor partial pressure at the salted droplet surface P_s is given by:

$$P_s = a_{w,\beta} P_{sat} \quad (8)$$

The water activity in the solution $a_{w,\beta} (\leq 1)$ depends on the salt used and on its concentration in the solution (see next section). Note that, as the salts become more and more diluted in the growing salted droplets, the water activities tend toward 1 and therefore the condensation phenomenon vanishes.

Coalescence induced by gravity happens because droplets of different diameters (fog droplets / salted droplets) fall at different terminal settling velocities. At a given height, there are only two populations of droplets: fog droplets with a radius r_α and salted droplets with a radius R_β . The coalescence frequency between these two populations is given by:

$$F_{\alpha\beta}^s = \pi (r_\alpha + R_\beta)^2 N_\alpha N_\beta (v_\beta - v_\alpha) E_{coll}(r_\alpha, R_\beta) E_{coal}(r_\alpha, R_\beta) \quad (9)$$

E_{coll} is the collision efficiency, this is the fraction of droplets which, initially moving on a collision course with respect to other droplets, actually collide (make surface contact) with the other droplets, it strongly depending on r_α and R_β , and is given by [5]. E_{coal} is the coalescence efficiency given by [6]. Note that

these references are the most recent and supposed to be much most reliable than the ones used in older studies. The product of E_{coll} and E_{coat} is the collection efficiency which is shown by Figure 1. The data have been fitted by polynomials of degree 20.

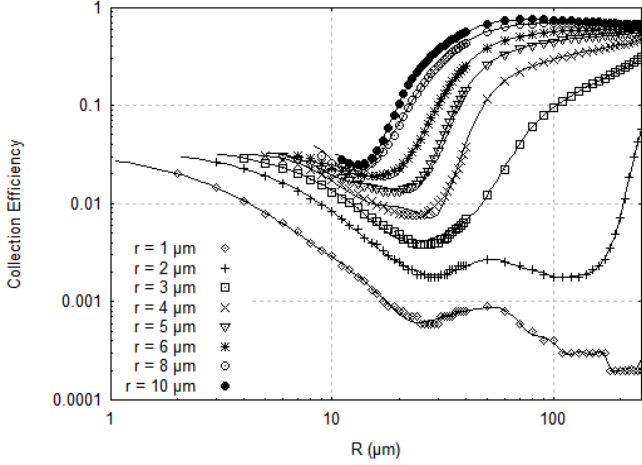


FIGURE 1. COLLECTION EFFICIENCY AS A FUNCTION OF DROPLETS RADII ($R > r$)

Due to the appearance of some numerical oscillations during the calculations, equations (3) and (4) have been replaced by combinations of equations (1) / (3) and (2) / (4) in order to express straightly the time derivative of the droplets radii:

$$\begin{cases} \frac{dr_\alpha^3}{dt} = -v_\alpha \frac{\partial r_\alpha^3}{\partial z} + \frac{3}{2} r_\alpha S h_\alpha D_v M_w (\rho_w RT)^{-1} (P_{vap} - P_{sat}) \\ \frac{dR_\beta^3}{dt} = -v_\beta \frac{\partial R_\beta^3}{\partial z} + \frac{3}{2} R_\beta S h_\beta D_v M_w (\rho_w RT)^{-1} (P_{vap} - P_s) \\ + I_\alpha^3 N_\beta^{-1} F_{\alpha\beta}^g \end{cases} \quad (10)$$

For the range of diameters studied here and densities ($\rho_w/\rho_a < 1000$), the droplets terminal settling velocity is given by:

$$v(r) = \frac{g(2r)^2(\rho_w - \rho_a)}{18\mu_a} \quad (12)$$

WATER ACTIVITY IN THE SALTED SOLUTIONS

Hygroscopicity of the salts is taken into account by the water activity in the solution ($a_{w,\beta}$) of the salted droplets. Water activity is defined as the ratio of the vapor pressure of water in a material to the vapor pressure of pure water. The lower is the water activity, the higher is the hygroscopicity of the solution. Water activities of solutions containing NaCl, CaCl₂ and KCl in an ionic form are given by [7, 8] and are shown by Figure 2 as a function of the salt mass fraction w_s . At low dilution rates, CaCl₂ is the most hygroscopic (i.e. lowest water activity) but this is not the case at high dilution rates: for w_s lower than 0.18,

NaCl solution becomes the most hygroscopic and even KCl solution is slightly more hygroscopic than CaCl₂ solution for w_s lower than 0.025.

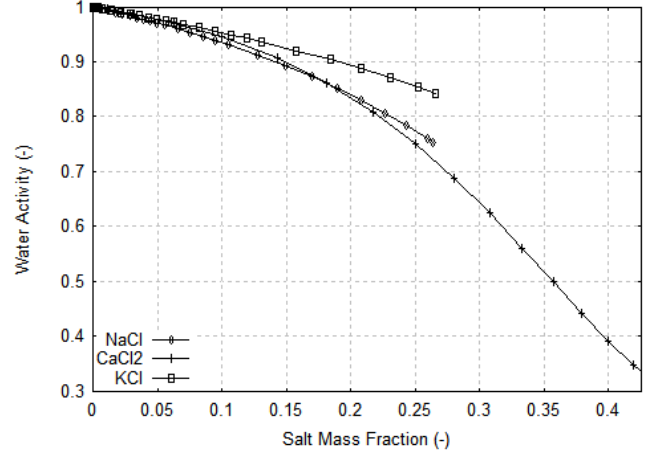


FIGURE 2. WATER ACTIVITY IN THE SOLUTION WITH SALTS NaCl / CaCl₂ / KCl

HORIZONTAL VISIBILITY

Results have been analyzed in term of final horizontal visibility. By convention, the horizontal visibility is given by [9]:

$$HV = 3.91/\beta_{ext} (\lambda = 550 \text{ nm}) \quad (13)$$

$$\text{with: } \beta_{ext} = \pi N_\alpha r_\alpha^2 Q_{ext}(m, r_\alpha, \lambda) \quad (14)$$

where the liquid water refractive index m is equal to $1.333 - 1.96 \times 10^{-9}i$ at a wavelength of 550 nm [10]. Figure 3 shows the extinction efficiency Q_{ext} calculated as a function of r_α at a wavelength of 550 nm using a Mie scattering calculator [11].

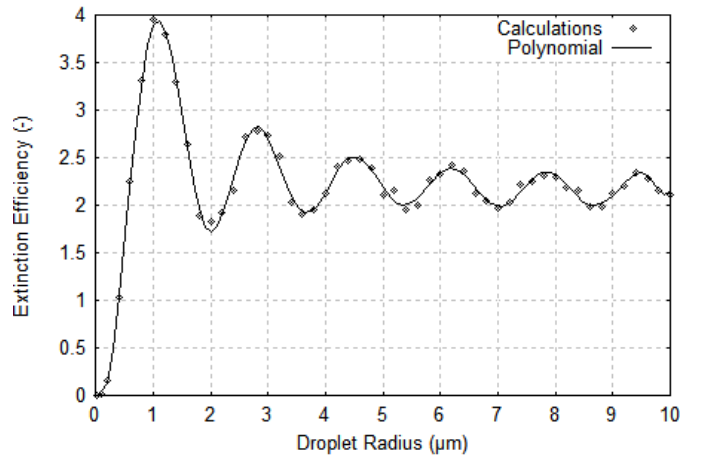


FIGURE 3. EXTINCTION EFFICIENCY Q_{ext} CALCULATED FOR A WAVELENGTH OF 550 nm VS. DROPLET RADIUS r_α

Note that the calculated data have been fitted by a polynomial of degree 20.

SIMULATIONS PARAMETERS

The 1-D model has been introduced into Matlab using the partial differential equation solver pdepe (finite elements). This solver uses a second order accurate spatial discretization and the time integration is done by ode15s.

A typical monodisperse fog has been considered with an initial fog droplets number density $N_{\alpha,max}$ of 400 cm^{-3} and an initial droplet diameter of $10 \text{ }\mu\text{m}$. The initial fog layer is about 40 m. The temperature has been fixed to 10°C and the RH to 100%. The salt particles have also been considered monodisperse with an initial diameter of $9 \text{ }\mu\text{m}$ and initially seeded at the top of the fog layer with an initial maximum number density $N_{\beta,max}$. Initial profiles of $N_{\alpha}/N_{\alpha,max}$ and $N_{\beta}/N_{\beta,max}$ are shown by Figure 4. Note that the initial shape of the number density of the seed particles is conjectural. Dirichlet boundary conditions have been considered at the top of the layer.

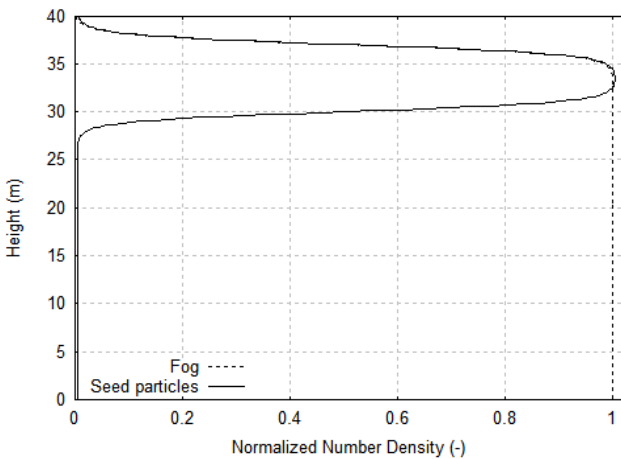


FIGURE 4. INITIAL NORMALIZED NUMBER DENSITIES OF FOG AND SEED PARTICLES

RESULTS

For the first calculations, a value of 12 cm^{-3} was considered for $N_{\beta,max}$. The Figure 5 shows the initial and final horizontal visibilities vs. height. As a result, it appears that the fog layer is almost entirely cleared using the salt NaCl. Only about 80% of the layer is cleared using KCl or CaCl_2 . KCl seems slightly more efficient than CaCl_2 . These results are very interesting because they show that the hygroscopicity of the salt at high dilution rates is determinant. The denebulization processes are completed after 12 mn 30 s, which is rather long. Note that the final time is considered when all the salted droplets have fallen to the ground ($z = 0$), thus they can not impact the final visibility. Moreover, coalescence induced by gravity is very low: only 0.3% of the fog droplets are captured by the salted droplets, evaporation (of the fog droplets) /

condensation (on salted droplets) are the preponderant phenomena.

Let us define an efficiency index (EI) as follows:

$$EI = \frac{\text{Total of absorbed water/Mass of salt seeded}|_{\text{run } x}}{\text{Total of absorbed water/Mass of salt seeded}|_{\text{reference run}}} \quad (13)$$

where the reference run is the previous one with the salt NaCl. For the three previous runs, we get: $IE(\text{NaCl}) = 1$, $IE(\text{KCl}) = 0.91$ and $IE(\text{CaCl}_2) = 0.89$.

Figure 6 shows the final relative humidity in the cleared layer. A depletion has appeared: toward the middle of the layer, RH is of 99.3%. It means that the water absorbed by the salted droplets do not come only from the fog droplets but also from the ambient humidity. This is a very interesting result because it means that a new fog cannot reappear immediately after the end of the process of denebulization in the cleared zone, fog cannot reappear as long as the air is not saturated with water vapor

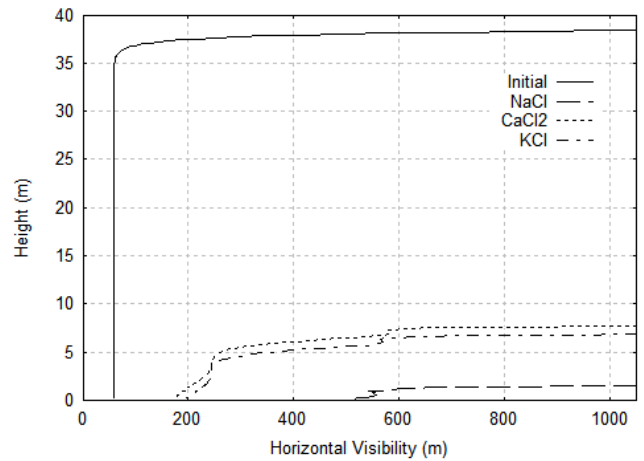


FIGURE 5. INITIAL AND FINAL HORIZONTAL VISIBILITY VS. HEIGHT – SALTS NaCl / CaCl_2 / KCl

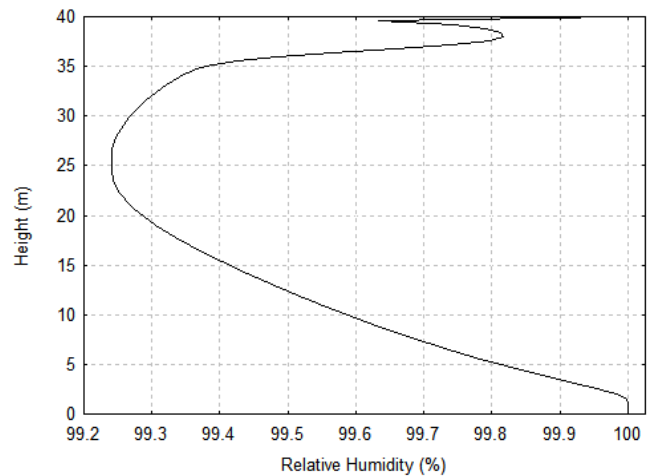


FIGURE 6. FINAL RELATIVE HUMIDITY VS. HEIGHT

again. Then, a characteristic time of water vapor diffusion in air can be estimated (by L^2/D_v with $L = 20$ m), giving about 200 days. Therefore, the resaturation of the layer by water vapor will not be due to ordinary diffusion, but rather to convection, turbulent diffusion or temperature changes.

For the next calculations, we have retained NaCl because this is the more efficient salt. Three additional calculations have been performed considering thicker fog layers (75 m, 100 m and 150 m). $N_{\beta,max}$ values have been adjusted to allow a total clearing of the fog layer. Results are reported in table 1. As expected, $N_{\beta,max}$ must be increased as a function of the fog layer thickness, but not linearly: the thicker is the fog layer, the more time has the evaporation / condensation phenomena to occur. This is why IE increases with the layer height (Table 1). A value of $N_{\beta,max}$ of 18 cm^{-3} is necessary to clear the 100 m fog layer and the process last for 29 mn.

TABLE 1: CALCULATIONS RESULTS WITH SALT NaCl

Fog height (m)	$N_{\beta,max}$ (cm^{-3})	Salt mass ($\text{mg}\cdot\text{m}^{-2}$)	$D_{\beta,max}$ at ground (μm)	Total time of denebulization	IE (-)
40	12	75.4	62.7	12 mn 30 s	1
75	15.8	99.3	70.3	22 mn 30 s	1.4
100	18	113.1	73.2	29 mn	1.6
150	20.7	130.1	79.8	45 mn	2.1

Finally, a last calculation has been performed still considering NaCl as salt and a layer of 40 m with a layer temperature now of 0°C . With these operating conditions, $N_{\beta,max}$ must be increased to 15.5 cm^{-3} for a full denebulization of the fog and the process last longer: 16 mn 40 s. At this lower temperature, P_{vap} and P_{sat} are lower and therefore evaporation / condensation phenomena are slower. IE is of 0.74 only.

CONCLUSION

Among the three salts considered in these simulations, NaCl is the most efficient to clear the fog in the operating conditions tested because of its highest hygroscopicity at high dilution rates. Evaporation / condensation phenomena are preponderant while coalescence induced by gravity is negligible.

From the calculations, 10 kg of NaCl seed particles can clear a fog layer of 40 m height over 13.25 ha in less than 13 mn. The technique seems really efficient but necessitates an appropriate anticipation in the treatment in order to provide the results in an appropriate timing.

Different operating conditions (particles sizes, fog density) and coalescence induced by turbulence will be considered in further investigations.

REFERENCES

- [1] Mather G.K., Terblanche D.E., Steffens F.E., Fletcher L., 1997. "Results of South African cloud seeding experiments using hygroscopic flares", *J. Appl. Meteor.*, **36**, pp. 1433-1447.
- [2] Silverman B.A., Kunkel B.A., 1970. "A numerical model of warm fog dissipation by hygroscopic particle seeding". *Journal of Applied Meteorology*, **9**, pp. 627-633.
- [3] Kunkel B.A., Silverman B.A., 1970. "A comparison of the warm fog clearing capabilities of some hygroscopic materials", *Journal of Applied Meteorology*, **9**, pp. 634-638.
- [4] Reid R.C., Prausnitz J.M., Sherwood T.K., 1977. *The Properties of Gases and Liquids*, third ed., McGraw-Hill, New-York.
- [5] Pinsky M., Khain A., Shapiro M., 2001. "Collision efficiency of drops in a wide range of Reynolds numbers: effects of pressure on spectrum evolution", *Journal of the atmospheric sciences*, **58**, pp. 742-764.
- [6] Beard K.V., Ochs H.T., 1995. "Collisions between small precipitation drops. Part II: Formulas for coalescence, temporary coalescence, and satellites", *American Meteorological Society*, **52**, pp. 3977-3996.
- [7] Hamer W.J., Wu Y.-C., 1972. "Osmotic coefficients and mean activity coefficients of uni-univalent electrolytes in water at 25°C ", *J. Phys. Chem. Ref. Data*, **1**, pp. 1047-1100.
- [8] Rard A.R., Clegg S.L., 1997. "Critical evaluation of the thermodynamic properties of aqueous Calcium chloride. 1. Osmotic and activity coefficients of $0-10.77 \text{ mol}\cdot\text{kg}^{-1}$ aqueous calcium chloride solutions at 298.15 K and correlation with extended pitzer ion-interaction models", *J. Chem. Eng. Data*, **42**, pp. 819-849.
- [9] Nebuloni R., 2005. "Empirical relationships between extinction coefficient and visibility in fog", *Appl. Opt.*, **44**, pp. 3795-3804.
- [10] Hale G.M., Querry M.R., 1973. "Optical Constants of Water in the 200-nm to 200- μm Wavelength Region", *Appl. Opt.*, **12**, pp. 555-563.
- [11] Prahl S., Mie Scattering Calculator, http://omlc.ogi.edu/calc/mie_calc.html