



HAL
open science

Automated design of dynamic programming schemes for RNA folding with pseudoknots

Bertrand Marchand, Sebastian Will, Sarah Berkemer, Yann Ponty, Laurent Bulteau

► **To cite this version:**

Bertrand Marchand, Sebastian Will, Sarah Berkemer, Yann Ponty, Laurent Bulteau. Automated design of dynamic programming schemes for RNA folding with pseudoknots. *Algorithms for Molecular Biology*, 2023, 18 (1), pp.18. 10.1186/s13015-023-00229-z . hal-04103565

HAL Id: hal-04103565

<https://hal.science/hal-04103565>

Submitted on 23 May 2023

HAL is a multi-disciplinary open access archive for the deposit and dissemination of scientific research documents, whether they are published or not. The documents may come from teaching and research institutions in France or abroad, or from public or private research centers.

L'archive ouverte pluridisciplinaire **HAL**, est destinée au dépôt et à la diffusion de documents scientifiques de niveau recherche, publiés ou non, émanant des établissements d'enseignement et de recherche français ou étrangers, des laboratoires publics ou privés.

RESEARCH

Automated design of dynamic programming schemes for RNA folding with pseudoknots

Bertrand Marchand^{1,2}, Sebastian Will¹, Sarah J Berkemer^{1,3}, Yann Ponty^{1*} and Laurent Bulteau²

Abstract

Although RNA secondary structure prediction is a textbook application of dynamic programming (DP) and routine task in RNA structure analysis, it remains challenging whenever pseudoknots come into play. Since the prediction of pseudoknotted structures by minimizing (realistically modelled) energy is NP-hard, specialized algorithms have been proposed for restricted conformation classes that capture the most frequently observed configurations. To achieve good performance, these methods rely on specific and carefully hand-crafted DP schemes.

In contrast, we generalize and fully automatize the design of DP pseudoknot prediction algorithms. For this purpose, we formalize the problem of designing DP algorithms for an (infinite) class of conformations, modeled by (a finite number of) fatgraphs, and automatically build DP schemes minimizing their algorithmic complexity. We propose an algorithm for the problem, based on the tree-decomposition of a well-chosen representative structure, which we simplify and reinterpret as a DP scheme. The algorithm is fixed-parameter tractable for the tree-width tw of the fatgraph, and its output represents a $\mathcal{O}(n^{tw+1})$ algorithm (and even possibly $\mathcal{O}(n^{tw})$ in simple energy models) for predicting the MFE folding of an RNA of length n . We demonstrate, for the most common pseudoknot classes, that our automatically generated algorithms achieve the same complexities as reported in the literature for hand-crafted schemes.

Our framework supports general energy models, partition function computations, recursive substructures and partial folding, and could pave the way for algebraic dynamic programming beyond the context-free case.

Keywords: Pseudoknots; RNA folding; Tree Decomposition; Treewidth

1 Introduction

The function of non-coding RNAs is, to a large extent, determined by their structure. Structure prediction algorithms therefore play a crucial role in biomedical and pharmaceutical applications. The basis to determine more complex 3D structures of RNA molecules is set by first accurately predicting their 2D or secondary structures. There exist various RNA folding algorithms that predict an optimal secondary structure as *minimum free energy structure* of the given RNA sequence in suitable thermodynamic models. In the most frequently used methods, this optimization is performed efficiently by a dynamic programming (DP) algorithm, e.g. `mfold` [1], `RNAfold` [2], `RNAstructure` [3]. A recent alternative to predictions based on experimentally determined energy parameters are machine learning approaches that train models on known secondary structures, e.g., `CONTRAFold` [4], `ContextFold` [5], `MXfold2` [6].

However, the most frequently used algorithms (including all of the above ones) optimize solely over pseudoknot-free structures [7], which do not contain crossing base pairs. Although pseudoknots (PK) appear in many RNA secondary structures, they have been omitted by initial prediction algorithms due to their computational complexity [8], and the difficulty to score individual conformations [9]. Nevertheless, many algorithms have been proposed to predict at least certain pseudoknots. These methods are either based on exact DP algorithms such as `pknots-RE` [10], `NUPACK` [11], `gfold` [12], `Knotty` [13] or they use heuristics that don't guarantee exact solutions, e.g., `HotKnots` [14], `IPknot` [15, 6], `Hfold` [16].

Owing to the hardness of PK prediction, efficient exact DP algorithms are necessarily restricted to certain categories of pseudoknotted structures. The underlying DP schemes are designed manually, guided by design to either i) support structures that are frequently observed in experimentally resolved structures (declarative categories); or ii) support the largest possible set of conformations, while remaining within a certain

* Correspondence: yann.ponty@lix.polytechnique.fr

¹LIX CNRS UMR 7161, LIX (UMR 7161), Ecole Polytechnique, Institut Polytechnique de Paris, Palaiseau, France

Full list of author information is available at the end of the article

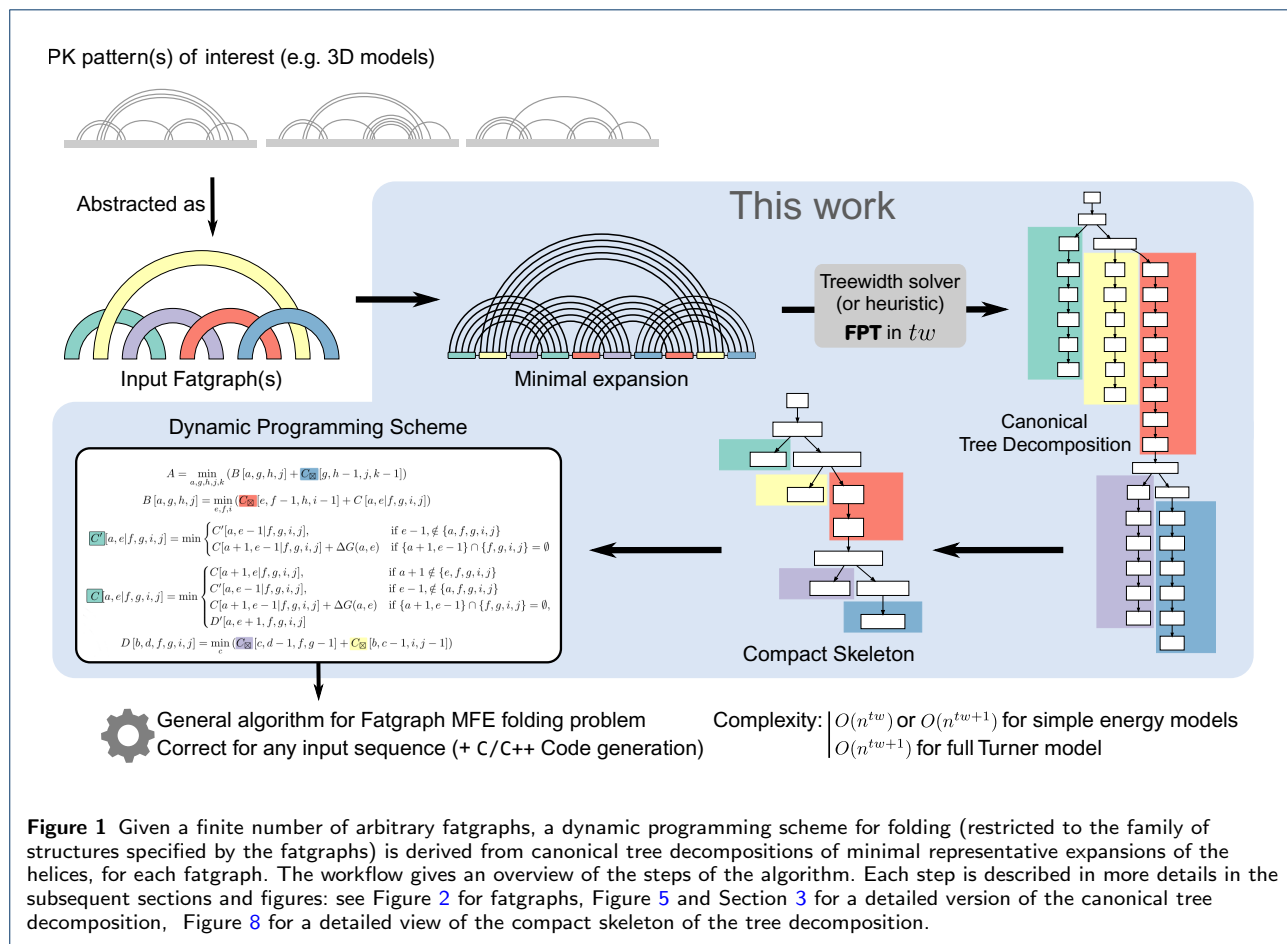


Figure 1 Given a finite number of arbitrary fatgraphs, a dynamic programming scheme for folding (restricted to the family of structures specified by the fatgraphs) is derived from canonical tree decompositions of minimal representative expansions of the helices, for each fatgraph. The workflow gives an overview of the steps of the algorithm. Each step is described in more details in the subsequent sections and figures: see Figure 2 for fatgraphs, Figure 5 and Section 3 for a detailed version of the canonical tree decomposition, Figure 8 for a detailed view of the compact skeleton of the tree decomposition.

complexity (complexity-driven). For most categories, essentially declarative ones, there exists one or several helix arrangements, either observed in experimentally-determined structures or implicitly characterized by graph-theoretical properties (3 non-crossing [17], topologically bounded [12]) that need to be captured. A detailed overview of pseudoknot categories is given in [18]. Similar situations occur for RNA-RNA interactions [19], possibly including several RNA molecules. Interestingly, when more than two RNA strands are considered, existing algorithms restrict the joint conformation to crossing-free interactions [20], further motivating an, ideally-automated, design of algorithms beyond the case of pseudoknot-free secondary structures.

The paradigm of tree decompositions (TD) represent an appealing candidate automating such a design task. TDs organize the vertices of a graph into a tree-like structure that represent all vertices and edges, augmented with a notion of consistency. A TD can then be re-interpreted as DP schemes for a wealth of graphs problems involving local constraints (coloring, independent sets, covers...) [31] and complex pattern

matching problems in Bioinformatics [25]. The complexities of such exact algorithms are typically exponential on a parameter called the treewidth, which can be minimized to obtain an optimal TD in time only exponential on the min treewidth itself [27]. However, TD-based approaches typically start from a single input graph, whereas folding prediction requires DP schemes that generalize to collections of structures of unbounded cardinalities. This led us to the following question, at the foundation of this work:

Can tree decompositions be used to infer structure prediction algorithms that work for entire classes of conformations?

In this work, we answer positively to that question. We consider popular classes of pseudoknotted structures, described as fatgraphs [21, 12, 22, 23], an abstraction of RNA conformations related to RNA shapes [24] or shadows [17, 12]. We formalize the principles underlying the design of DP folding algorithms including pseudoknots and, at the same time, give a formulation of the computational problem corresponding to the design of DP algorithms. We show

how to leverage tree-decompositions, computed on a minimal expansion of the input fatgraph, to automatically derive DP schemes that use as little indices as possible. Our methodology leads to a generalization of algorithms underlying LiCoRNA [25] and `gfold` [12] and represents a parameterized algorithm based on the treewidth (tw) of the underlying fatgraph. For example, our method automatically derives optimally efficient recursions of a `gfold`-like prediction algorithm covering the four pseudoknot types of 1-structures (cf Table 1) Moreover, it enables highly complex implementations, like a prediction algorithm for 2-structures. Notably, this was never implemented for `gfold`, since it requires the generation of recursions for 3472 fatgraphs—virtually impossible to conduct “by hand”.

In Section 2, we state our problem and define its input structure abstraction, the fatgraph. Then, we describe helix expansions of the fatgraph and their tree decompositions (Section 3). By minimal helix expansions and a derivation of the tree decomposition to its canonical form, we automatically derive a DP scheme for the folding of pseudoknotted structures (Section 4), using a number of indices equal to the treewidth. Figure 1 outlines the fundamental algorithm. Section 5, discusses extensions to combine multiple fatgraphs, include recursive substructure, and cover realistic energy models. Section 6 discusses the application of our methods to the design of concrete pseudoknot folding algorithms. We demonstrate the re-design of `gfold` for 1-structures, as well as the novel design of 2-structure prediction and interesting novel algorithms between 1- and 2-structures (e.g. predicting 5-chains in $O(n^7)$).

2 Definitions and main result

We define an *RNA sequence* S as a word of length n over the nucleotides A, C, G and U ; moreover an *RNA secondary structure* (potentially, with pseudoknots) ω of S as a set of *base pairs* (i, j) between sequence positions i and j (in $1, \dots, n$), such that there is at most one base pair incident to each position. A *diagram* is a graph of nodes $1, \dots, n$ (the positions), connecting consecutive positions by directed edges $(i, i + 1)$ and moreover connecting positions by arcs, visualizing the *arc-annotation* of the sequence. Typically this is represented drawing the backbone linearly and the arcs on top. RNA secondary structures are naturally interpreted as diagrams.

One of our central concerns is the crossing configuration of arcs in a diagram. We define two arcs (i, j) and (i', j') in a diagram as *crossing* iff $i < i' < j < j'$ or $i' < i < j' < j$. Naturally, this leads to the notion of a conflict graph consisting of all the arcs of a diagram and connecting crossing arcs by a conflict edge. Given

a potentially conflicted set of base pairs, the associated *RNA structure graph* is the diagram consisting of one vertex per nucleotide, backbone links, and one arc per base pair.

A *fatgraph* [21, 12, 22, 23] is an abstraction of a family of pseudoknotted RNA structures displaying a specific conflict structure. It is typically represented as a *band diagram* (see Figure 1 and Figure 2), in which each band may represent a *helix* of arbitrary size, including bulges. An arc-annotation is said to be an *expansion* of a fatgraph if collapsing nested arcs and contracting isolated bases yields the band diagram of a fatgraph. Given a finite number of fatgraphs, we say a structure is a *recursive expansion* of these fatgraphs if decomposing the structure into conflict-connected components, collapsing nested arcs and contracting isolated bases only yields members of the given fatgraph set. For the purpose of this presentation (where we do not explicitly study structure topology), we moreover identify fatgraphs with their diagrams.

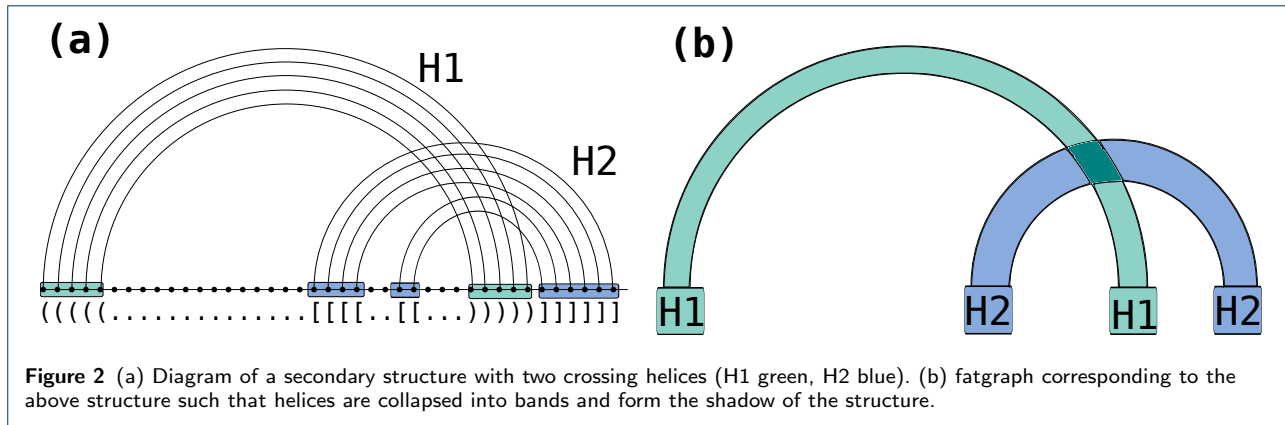
To make the connection to `gfold` [12] explicit, recursive expansions of fatgraphs are equivalently understood in terms of the shadows of a structure. The shadow of an RNA structure (or equivalently, its diagram) is defined in [12] as the diagram obtained by, firstly, removing all unpaired bases and non-crossing structures and, secondly, contracting all stacks (i.e. pairs of arcs between directly consecutive positions) to single arcs. Then, the class of recursive expansions of a set of input fatgraphs Γ is the class of structures, where the shadows of their conflict-connected components are in Γ .

In this paper, we consider a class of RNA folding problems in which the search space is restricted to recursive expansions of a user-specified finite set of fatgraphs. For the sake of simplicity, we first describe minimizing energy in a simple free-energy model \mathcal{E} , where the energy of a sequence/structure is obtained by summing the contributions of individual base pairs; moreover, we present the method initially without recursive insertions. Only later, in Section 5, we extend to the full problem in realistic energy models.

Definition 1 (Fatgraph MFE folding problem)

Input: Collection of fatgraphs $\gamma_1, \dots, \gamma_p$, sequence S
Output: Minimum Free Energy (MFE) arc-annotation for S according to a free-energy model \mathcal{E} , restricting the search to recursive expansions of the input fatgraphs.

Specifically, we solve the problem of automatic design of such pseudoknot prediction algorithms based on an input set of fatgraphs.



Definition 2 (Fatgraph algorithm design problem)
Input: Collection of fatgraphs $\gamma_1, \dots, \gamma_p$
Output: A Dynamic-Programming algorithm that, given any sequence S , solves the Fatgraph MFE folding problem over $\gamma_1, \dots, \gamma_p$ and S .

Defining the treewidth of a fatgraph as the treewidth of its minimal expansion (see Section 3.2), our main result, stated in Algorithm 1, is the existence of an effective algorithm for the Fatgraph MFE-folding problem, parameterized by the maximum treewidth tw of the input fatgraphs. More precisely, it consists of an FPT preprocessing of the input fatgraphs, yielding an XP Dynamic-programming algorithm accepting any input sequence and solving the Fatgraph MFE folding problem (see Figure 1).

<p>Input : Finite number of fatgraphs $\gamma_1, \dots, \gamma_p$, sequence S, base-pair based energy model \mathcal{E}</p> <p>Output: Best-scoring arc-annotation for S, in the class specified by the fatgraphs</p> <ol style="list-style-type: none"> 1 foreach fatgraph γ_i do 2 Compute minimal expansion G_i of fatgraph γ_i; → Linear time; see Section 3.2 3 Find min. width tree decomposition \mathcal{T} for G_i; → FPT in tw using exact tree dec. algorithm 4 Transform \mathcal{T} into a canonical form tree dec \mathcal{T}'; → Polynomial time; see Section 4.1 5 Compute skeleton of \mathcal{T}'; → Linear time; see Section 4.1 6 Derive corresponding DP scheme; → Linear time; see Section 4.2 7 end 8 Run all DP schemes to find MFE arc-annotation of S; → XP in tw $O(n^{tw+1})$; See Section 5
--

Algorithm 1: Pseudocode for the recursive fatgraph folding problem.

The following result is the main result of our paper. A refined version is Theorem 4 in Section 4.2.4.

Theorem 1 (Main result) *Algorithm 1 solves the fatgraph folding problem in $O(n^{tw+1})$, where tw is the maximum treewidth of the input fatgraphs.*

As detailed with Theorem 4, the complexity can also be $O(n^{tw})$ in certain cases, depending on the choice of energy model and the fatgraphs under consideration.

Since the number of indices used by the DP equation is minimized, the resulting complexities could be seen as optimal within a family of simple DP algorithms. However, a characterization of such a non-trivial family of algorithms would be beyond the scope of this work, and we leave formal proofs of optimality to future work, as briefly discussed in Section 7.

3 Minimal representative expansion of a fatgraph

Our approach builds on the concept of tree decomposition, which we want to leverage to derive decomposition strategies within dynamic programming (DP) schemes. A key challenge is in the fact that tree decompositions are computed for concrete graphs, whereas our objective is to find an algorithm whose search space includes all possible recursive expansions of an input fatgraph.

Fortunately, we find that expanding every helix of a fatgraph to length 5 (i.e. 5 nested BPs) yields a graph which is representative of the fatgraph. Namely, its optimal *tree decomposition*, having treewidth tw , trivially generalizes into a tree decomposition for any further expansion, retaining treewidth tw . This tree decomposition can finally be reinterpreted into a DP scheme that exactly solves the MFE folding problem in $O(n^{tw+1})$ complexity (and sometimes even $O(n^{tw})$ for simple energy models).

3.1 Treewidth and tree decompositions

Definition 3 *A tree decomposition $\mathcal{T} = (T, \{X_i\}_{i \in V(T)})$ of a graph $G = (V, E)$ is a tree of subsets of vertices of G , called bags, verifying the following conditions:*

- $\forall u \in V \exists i \in V(T)$ such that $u \in X_i$. (representing vertices)
- $\forall (u, v) \in E \exists i \in V(T)$ such that $\{u, v\} \subset X_i$. (representing edges)
- $T_u = \{i \in V(T) \mid u \in X_i\}$ must be connected. (vertex subtree property)

The *width* of a tree decomposition is the size of its biggest bag minus one, i.e. $\max_{i \in V(T)} |X_i| - 1$. The *treewidth* of a graph G is then the minimum possible width of a tree decomposition of G . Intuitively, the lower the treewidth, the closer G is to being a tree. Treewidth is NP-HARD to compute [26], but fixed-parameter tractable: there is a $O(f(w) \cdot n)$ algorithm [27] deciding whether $tw(G) \leq w$ given G . Many polynomial heuristics are also known to yield reasonable results [28], and optimized exact solvers have been developed [29, 30]. Notoriously, a wide variety of hard computational problems can be solved efficiently when restricted to graphs of bounded treewidth [31, 32], including in bioinformatics [33, 34, 25]. Such is the case of pseudoknotted structure-sequence alignment, using the algorithm presented in [25]. The method presented in this paper can actually be seen as a generalization of this algorithm, allowing to perform “pseudoknotted motif-sequence alignment”, with a motif describing a family of structures.

We will rely in the remainder of this section on some well known-properties for treewidth, which we recall here. First, taking any *minor* of G [35], i.e. performing any sequence or edge contractions, edge deletions and vertex deletions on G can only lower the treewidth. Second, degree-2 vertices can be contracted into their neighbors without changing the treewidth, as quickly stated below. This implies in particular that any bulge in a helix of an RNA structure graph is inconsequential with respect to treewidth.

Proposition 1 *If u is a degree-2 vertex of G with neighbors $\{v, w\}$, and $G_{v \leftarrow u}$ is the graph obtained by contracting u into v in G then $tw(G) = tw(G_{v \leftarrow u})$*

Proof To start with, $G_{v \leftarrow u}$ is a minor of G , therefore $tw(G_{v \leftarrow u}) \leq tw(G)$. Then, given an optimal tree decomposition \mathcal{T} for $G_{v \leftarrow u}$, since (v, w) is an edge of this graph, there has to be a bag X containing both vertices. If $tw(G_{v \leftarrow u}) = 1$, then $X = \{v, w\}$ and can be split into two bags $\{v, u\}$ and $\{u, w\}$ to obtain a tree decomposition for G . If $tw(G_{v \leftarrow u}) \geq 2$, then we can simply connect a new bag $\{u, v, w\}$ and connect it to X to obtain again a valid tree decomposition for G of the same width. Therefore $tw(G) \leq tw(G_{v \leftarrow u})$ and we have the equality. \square

Then, we import from [36] an inequality valid for any *separator* of G . A *separator* is a subset S of vertices of G such that $G \setminus S$ is composed of at least 2 connected components. This set of connected components obtained by removing S in G is denoted $\mathcal{C}_G(S)$. We then have:

Proposition 2 *If S is a separator of G , then*

$$tw(G) \leq \max_{C \in \mathcal{C}_G(S)} tw(G[C \cup \text{clique}(S)])$$

with $G[C \cup \text{clique}(S)]$ the subgraph of G induced by $C \cup S$ augmented by edges making S a clique. In case of equality, we say that S is safe.

Proof Consider, for each $C \in \mathcal{C}_G(S)$, a tree decomposition \mathcal{T}_C of $G[C \cup \text{clique}(S)]$. Since these graphs contain S as a clique, each \mathcal{T}_C must have a bag X_C containing S entirely. Consider now the following tree decomposition for G : make a bag out of S , and connect X_C for each C to it. The resulting tree decomposition is valid for G , and its width is the left-hand-side of the inequality. \square

Conversely, given two adjacent bags X and Y in a tree decomposition \mathcal{T} , unless all vertices on the “X-side” of the tree decomposition are also present in the Y-side (or the opposite), $X \cap Y$ is a separator of G . Formally, given (X, Y) an edge of a tree decomposition \mathcal{T} , the X-side of \mathcal{T} is the connected component of \mathcal{T} containing X obtained when removing (X, Y) .

To write down the proofs of the following section in a smoother fashion, we restrict (w.l.o.g) tree decompositions to be such that any intersection of two adjacent bags is a *minimal* separator of the graph. The existence of optimal decompositions with these property is easily seen when defining tree decompositions in terms of *triangulations* and *chordal graphs* [29, 37]. In this framework, the treewidth of a graph G is the minimum possible maximum clique size in a chordal completion of G . The bags of the decomposition are the maximal cliques of the chordal completion (“clique-tree”), and intersections of adjacent bags are minimal separators. For completeness, we formulate this result in the following proposition:

Proposition 3 *Given a graph G , there always exists an optimal tree decomposition such that, for any two adjacent bags X and Y :*

1. $X \cap Y$ is a minimal separator of G .
2. $|X \cap Y| \leq tw(G)$

Proof Denoting $\omega(H)$ the maximum clique size of a graph H , we have [37]:

$$tw(G) = \min_{H \text{ chordal completion of } G} \omega(H)$$

The tree decomposition corresponding to a particular chordal completion H of G is the “clique-tree” of H . Bag intersections are then minimal separators of G (item 1), and no two bags contain exactly the same vertices (hence item 2). We refer the reader to [37] for full definitions and justifications. \square

3.2 Helices of length 5 are sufficient to obtain generalizable tree decompositions

Given an RNA graph (with one vertex per nucleotide and one edge per base pair and backbone link, see Figure 3(a)), we call *perfect helix* a set of directly nested base pairs, resulting in the subgraph depicted on Figure 3(b). We call the number of nested base pairs its *length*, and denote it with l . With a slight abuse of language, we call such a subgraph a *helix*, even for general graphs.

Throughout the remainder of the article, helices will be often proven to be replaceable, as a subgraph, by one of two small graphs on 4 vertices. These two graphs are the clique on 4 vertices and a 4-cycle augmented with one (and only one) of the possible two chords. To simplify the exposition, we simply denote them by \boxtimes and \boxminus .

One situation where \boxtimes will appear is when we prove that, sometimes, the 4 extremities can be connected into a clique without loss of generality. The graph we obtain, an helix closed by a clique, has treewidth 4, which will be an important threshold in our structural results below. We state this fact in the following lemma. Let us denote by H_l^* the graph corresponding to a helix of length l , with the extremities connected as a clique.

Lemma 1 *For $l = 2$, $tw(H_l^*) = 3$, while for $l \geq 3$, $tw(H_l^*) = 4$.*

Proof For $l = 2$, H_l^* is simply the clique on 4 vertices, and which has a width of 3. For $l \geq 3$, a clique on 5 vertices can be obtained as a minor by contracting the internal part of the helix to one vertex, which ends up being connected to all 4 extremities, which already form a clique. Therefore, $tw(H_l^*) \geq 4$. To obtain the equality, we recursively build a tree decomposition of width ≤ 4 , starting with $l = 2$ which we already described. Given a tree decomposition of width ≤ 4 for H_l^* , there has to be a bag X containing all 4 extremities $\{u_1, v_1, u_l, v_l\}$ (see Figure 3(b)). We introduce two new bags: $X' = \{u_1, v_1, u_l, v_l, v_{l+1}\}$ introducing a new

vertex v_{l+1} , and $X'' = \{u_1, v_1, u_l, v_{l+1}, u_{l+1}\}$ introducing u_{l+1} . We connect X' to X and X'' to X' . By doing so, we respect the subtree connectivity property for all involved vertices, and build a tree decomposition capable of representing H_{l+1}^* . \square

Our main structural result is to show that the treewidth of a graph G does not increase when extending a helix past a length of 5. Its proof relies on the following inequality, involving the graphs G_{\boxtimes} and G_{\boxminus} , obtained from G by replacing a helix H with either \boxtimes or \boxminus , (see Figure 3(c)).

Lemma 2 *Given a graph G and a helix H of length $l \geq 3$ in G , we have:*

$$tw(G_{\boxtimes}) - 1 \leq tw(G_{\boxminus}) \leq tw(G) \leq \max(4, tw(G_{\boxtimes}))$$

Proof To start with, by noticing that the 4 extremities of the helix form a separator S between the inside and the outside of it, we get by Proposition 2 that $tw(G) \leq \max(H \cup \text{clique}(S), G_{\boxtimes})$. The graph $H \cup \text{clique}(S)$ does not depend on G , and consists of a helix with the 4 extremities forming a clique. With $l \geq 2$, it turns out that this graph has treewidth 4, per Lemma 1, hence the inequality.

Next, we notice that G_{\boxminus} is a minor of G when $l \geq 3$. This can be seen by contracting the helix according to the pattern outlined on Figure 3(d) by the green areas (each green area is contracted to the extremity it contains). Therefore, $tw(G_{\boxminus}) \leq tw(G)$.

Finally, let us note that G_{\boxtimes} and G_{\boxminus} only differ by 1 edge, and removing a single edge from a graph can only decrease its treewidth by at most 1. Indeed, suppose that $tw(G_{\boxminus}) < tw(G_{\boxtimes}) - 1$, and consider an optimal tree decomposition \mathcal{T} for G_{\boxminus} . Let us denote by u and v the two extremities of the helix not connected in G_{\boxminus} . If the subtrees of bags containing respectively u and v do not intersect, then one can just add v to all bags of the tree decomposition, to represent the edge (u, v) while increasing the width by ≤ 1 . Therefore $tw(G_{\boxtimes}) - 1 \leq tw(G_{\boxminus})$ and the inequality is complete. \square

Through the introduction of G_{\boxtimes} and G_{\boxminus} as the two possible graphs to which G is equivalent in terms of treewidth, Lemma 2 already contains the essence of our main structural result, Theorem 2. It will be the basis for generalizing tree decompositions of minimal expansions of a fatgraph to arbitrary helix lengths.

Theorem 2 *If H is a helix in G of length $l \geq 5$, then extending the helix to have length $l + 1$ does not increase the treewidth.*

Proof Let us distinguish two cases depending on the treewidth of G . For both of them, we consider an optimal tree decomposition \mathcal{T} of G and show how to modify it into a valid tree decomposition for the extended version of G :

If $tw(G) \leq 3$ then there has to be a pair i, j ($i \leq j$) of indices $\in [1, l]$ such that $|i - j| > 1$ and no bag contains both an element from $\{u_i, v_i\}$ and $\{u_j, v_j\}$. I.e. the occurrences of $\{u_i, v_i\}$ and $\{u_j, v_j\}$ in the tree decomposition are completely separated by some edge (X, Y) of the tree decomposition. Indeed, if $\forall i, j \in [1, l]$ there is some edge between $\{u_i, v_i\}$ and $\{u_j, v_j\}$ represented, then contracting u_k, v_k together $\forall k$ would yield a clique on 5 vertices, which is forbidden if $tw(G) \leq 3$.

Given such a pair i, j of indices, let us denote $S = X \cap Y$ the separator associated to that edge. By Proposition 3, S can be assumed to be inclusion minimal, and therefore to contain exactly 2 vertices u_k and $v_{k'}$ such that $|k - k'| \leq 1$ and $i \leq k, k' \leq j$. Such a separator is depicted on Figure 3(c), as well as on Figure 7. On this latter Figure, we also depict the re-writing we perform: we introduce two new vertices x and y to the X -side of the separator, as well as intermediary bags between Y and X that will gradually transform $u_k, v_{k'}$ into x and y . To be specific, we introduce S as a bag between X and Y , and connect it to X through the series of bags $S \cup \{x\}, S \cup \{x, y\} \setminus \{u_k\}, S \cup \{x, y\} \setminus \{u_k, v_{k'}\}$ in the case (w.l.o.g) that $k \leq k'$. In addition, all occurrences of u_k in X and beyond in the subtree rooted at X and directed away from S are replaced with x and those of $v_{k'}$ with y . Since $|S| \leq tw(G)$, such a re-writing does not increase the treewidth, while representing all necessary edges for an extension of the helix by one level.

If $tw(G) \geq 4$, then we first look for a pair i, j verifying (as above) that some edge (X, Y) of the tree decomposition completely separates $\{u_i, v_i\}$ from $\{u_j, v_j\}$, although this time with no guarantee of finding one. If we do find one, we apply the same transformation as above.

In the case where no such pair i, j exists, we argue that the four extremities of the helix form a safe separator of G . i.e. $tw(G) = \max(4, tw(G_{\boxtimes}))$. An optimal tree decomposition for G can then be obtained from a tree decomposition G_{\boxtimes} , and a tree decomposition of an helix closed by a clique, connected through a bag in which the separator forms a clique. The helix can then simply be extended by changing the part of the tree decomposition representing the helix.

By Lemma 2, we have $tw(G) \leq \max(4, tw(G_{\boxtimes}))$. Since $tw(G) \geq 4$, it reduces to $tw(G) \leq tw(G_{\boxtimes})$. We now use the fact that edges connecting $\{u_i, v_i\}$ and $\{u_j, v_j\}$ for all i, j are represented in the tree decomposition to show that G_{\boxtimes} is a minor of G , and therefore $tw(G) = tw(G_{\boxtimes})$

If there is an edge connecting u_i to v_j or v_i to u_j for $|j - i| > 1$ represented in the tree decomposition, then we obtain G_{\boxtimes} through the contraction scheme represented on Figure 3. If $\forall i, j$ the edge connecting $\{u_i, v_i\}$ and $\{u_j, v_j\}$ is (u_i, u_j) or (v_i, v_j) , then w.l.o.g we are in one of the two situations colored in orange on Figure 3. By contracting the orange parts into the extremity they contain, we get G_{\boxtimes} as a minor of G . \square

Since bulges in a helix only consist of vertices of degree exactly 2, combining Proposition 1 with Theorem 2 implies that the treewidth of any expansion of a given fatgraph is always smaller than or equal to the treewidth of a minimal expansion where all bands are helices of length exactly 5. As for gaps, arguments similar to the proof of Theorem 2 can show that going from a gap of length 0 to an arbitrary length does not increase the treewidth of a fatgraph expansion. Overall, we formally define the minimal expansion of a fatgraph as:

Definition 4 (Minimal representative expansion of a fatgraph) *Given a fatgraph γ , its minimal representative expansion consists of:*

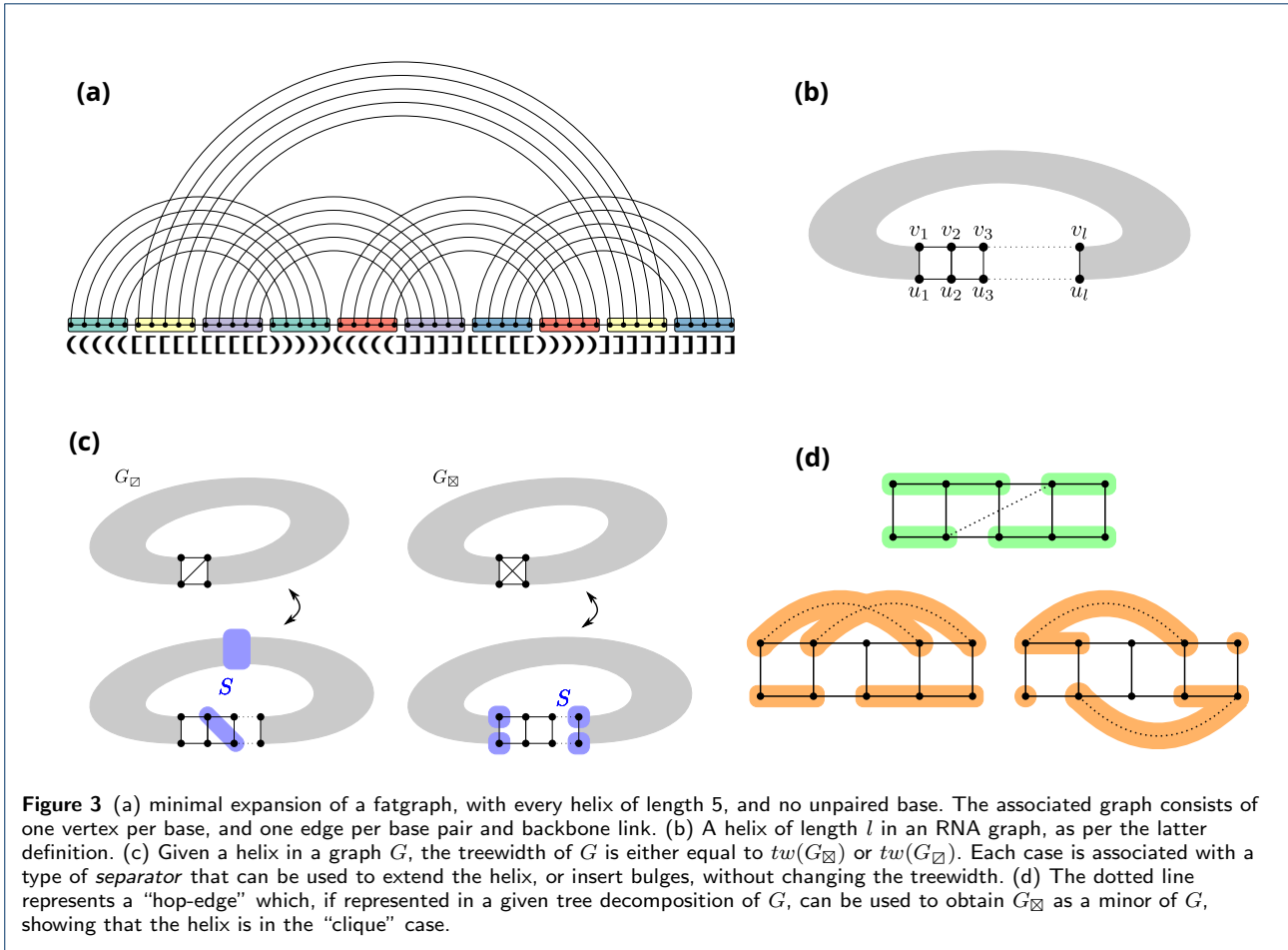
- A perfect helix of length 5 for each band.
- No gap between the extremities of two helices

Such a minimal representative expansion is illustrated in Figure 8(a). For visual clarity, gaps have been kept between consecutive helices, but one can see that the corresponding extremities have the same labels. Given a fatgraph, this RNA structure graph contains all necessary information for formulating DP equations decomposing all RNA structures compatible with the fatgraph.

Interestingly, the two graphs G_{\boxtimes} and G_{\boxdot} that emerge in the proofs as the two graphs G could be equivalent in terms of treewidth, as well as the separators they are associated to (see Figure 3 (c)) are reminiscent of two typical decomposition strategies used into dynamic programming for RNA folding. They suggest, for each helix in a graph, two possible “canonical representations” in terms of tree decomposition, which will be elaborated on in the next section.

4 Interpreting the tree decomposition of a fatgraph expansion as a DP algorithm

Starting with a tree decomposition for a minimal representative expansion of a given fatgraph, we first describe in this section how to represent it in a *canonical form*, with each helix represented either in one of two different ways, respectively related to G_{\boxdot} and G_{\boxtimes} . The resulting tree decomposition can be further compressed into a *skeleton*, where bags within individual helices are compressed into a single bag.



This tree can then be interpreted as a dynamic programming scheme, in which helices are generated by specializing dynamic programming subroutines. In a sense, the tree decomposition yields automatically a decomposition strategy usable for dynamic programming, of the kind that was hand-crafted in previous approaches [12, 11].

4.1 Canonical form of fatgraphs tree decompositions

Let us recall this additional definition for the sake of presentation: Given an edge $e = (X, Y)$ of a tree decomposition \mathcal{T} , we call the X -side of \mathcal{T} the connected component of $T \setminus e$ containing X .

Definition 5 A tree decomposition of an expansion G of a fatgraph is in canonical form if, for each helix H of length l , either:

- **Clique case:** H is represented by a root bag that contains its 4 extremities, connected to a sub-tree-

decomposition T_l recursively defined as

$$\begin{aligned}
 T_0^{\boxtimes} &= \emptyset \\
 T_l^{\boxtimes} &= \{u_1, v_1, u_l, v_l\} \\
 &\rightarrow \{u_1, v_1, u_l, v_{l-1}, v_l\} \\
 &\rightarrow \{u_1, v_1, u_{l-1}, u_l, v_{l-1}\} \rightarrow T_{l-1}^{\boxtimes}
 \end{aligned}$$

- **Diagonal case:** Helix H is represented by a linear series of bags starting with $X_1 = S^* \cup \{u_1, v_1\}$, finishing with $X_{2l+2} = S^* \cup \{u_l, v_l\}$, and such that for $1 < k < l + 1$:

$$X_{2k} = S^* \cup \{u_{2k-1}, v_{2k-1}, u_{2k}\}$$

and

$$X_{2k+1} = S^* \cup \{v_{2k-1}, u_{2k}, v_{2k}\}.$$

The definition above is illustrated by Figure 4. A canonical tree decomposition for a minimum expansion of a fatgraph is also presented on Figure 5. It was

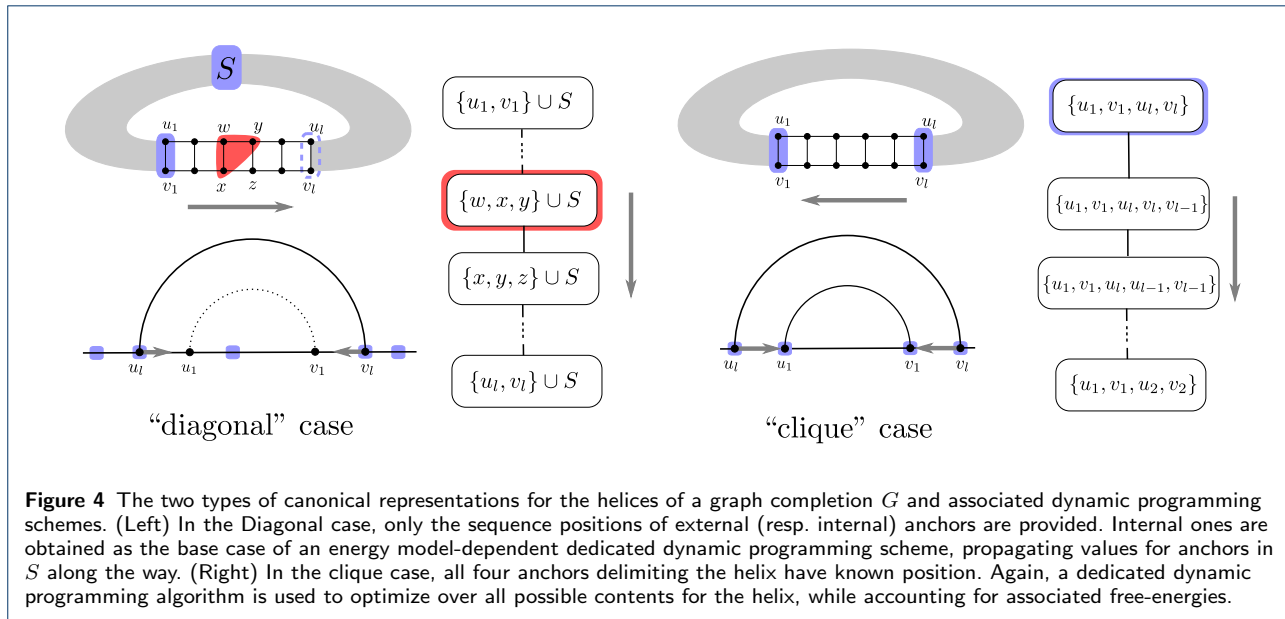


Figure 4 The two types of canonical representations for the helices of a graph completion G and associated dynamic programming schemes. (Left) In the Diagonal case, only the sequence positions of external (resp. internal) anchors are provided. Internal ones are obtained as the base case of an energy model-dependent dedicated dynamic programming scheme, propagating values for anchors in S along the way. (Right) In the clique case, all four anchors delimiting the helix have known position. Again, a dedicated dynamic programming algorithm is used to optimize over all possible contents for the helix, while accounting for associated free-energies.

obtained through the processing routine that we describe in Algorithm 2, applicable to any (optimal or not) tree decomposition. It can therefore use a sub-optimal tree decomposition obtained from a polynomial heuristic [31] instead of an exponential solver, if the latter is too time-consuming (although [29] is empirically quite efficient on RNA structure graphs).

Algorithm 2 essentially follows the dichotomy of the proof of Theorem 2. We state its correctness, run-time and proof below.

Theorem 3 *Given G the structure graph of a minimal expansion of a fatgraph γ , and T a tree decomposition of G , Algorithm 2 outputs a canonical tree decomposition for G , having same width as T , in time $O(N_H \cdot n^3)$, where N_H is the number of helices in γ .*

Proof Concerning the run-time, enumerating all pairs $1 \leq i < j \leq l$ is quadratic in the length of the helix under consideration, which is $O(n)$ in a general graph, while testing a given edge for separation of u_i, v_i and u_j, v_j takes $O(n)$ (through breadth-first search) for each of the $O(n)$ edges of the tree decomposition.

As for its correctness: it essentially follows the dichotomy of Theorem 2. If $width(T) \leq 3$, then there has to be a pair of indices i, j such that $\{u_i, v_i\}$ is separated from $\{u_j, v_j\}$ by an edge (X, Y) of the tree decomposition. If it is not the case, contracting $(u_k, v_k) \forall k$ yields a K_5 -minor, which is not possible with a width of 3. We therefore get a separator as depicted in blue on Figure 7, which forms the “constant part” of the diagonal-case helix representation. The replacement of vertex occurrences on both sides of the separa-

tor does not increase the width, while representing all edges of the graph.

If $width(T) \geq 4$, if a separator as above is found (but this time, no guarantee to find one), then we apply the same transformation. Otherwise, we use the extra edges represented in the tree decomposition to modify it into a tree decomposition of G_{\boxtimes} , as in the proof of Theorem 2. There is then necessarily a bag containing all four extremities of the helix, to which a tree decomposition representing the inside of the helix can be attached. \square

Note that in a canonical tree decomposition, all vertices and edges internal to a helix of a graph are represented in the canonical sub-tree-decomposition associated to it. All bags outside of these canonical blocks only consist of extremities of helices, or other vertices outside of helices. Ignoring these internal parts, to focus on a more compact “skeleton” of canonical tree decompositions will be the first step towards automatically deriving dynamic programming equations.

Definition 6 *The skeleton of a canonical tree decomposition for a graph G , is defined as follows:*

- All sub-tree-decompositions representing a helix in the “clique” case are replaced with a unique bag containing all extremities of the helix
- All sub-tree-decompositions representing a helix in the “diagonal” case are contracted to contain their first and last bags only, denoted as $S \cup \{u_1, v_1\}$ and $S \cup \{u_l, v_l\}$ in Definition 5.

Figure 8(b) gives an example of such a skeleton.

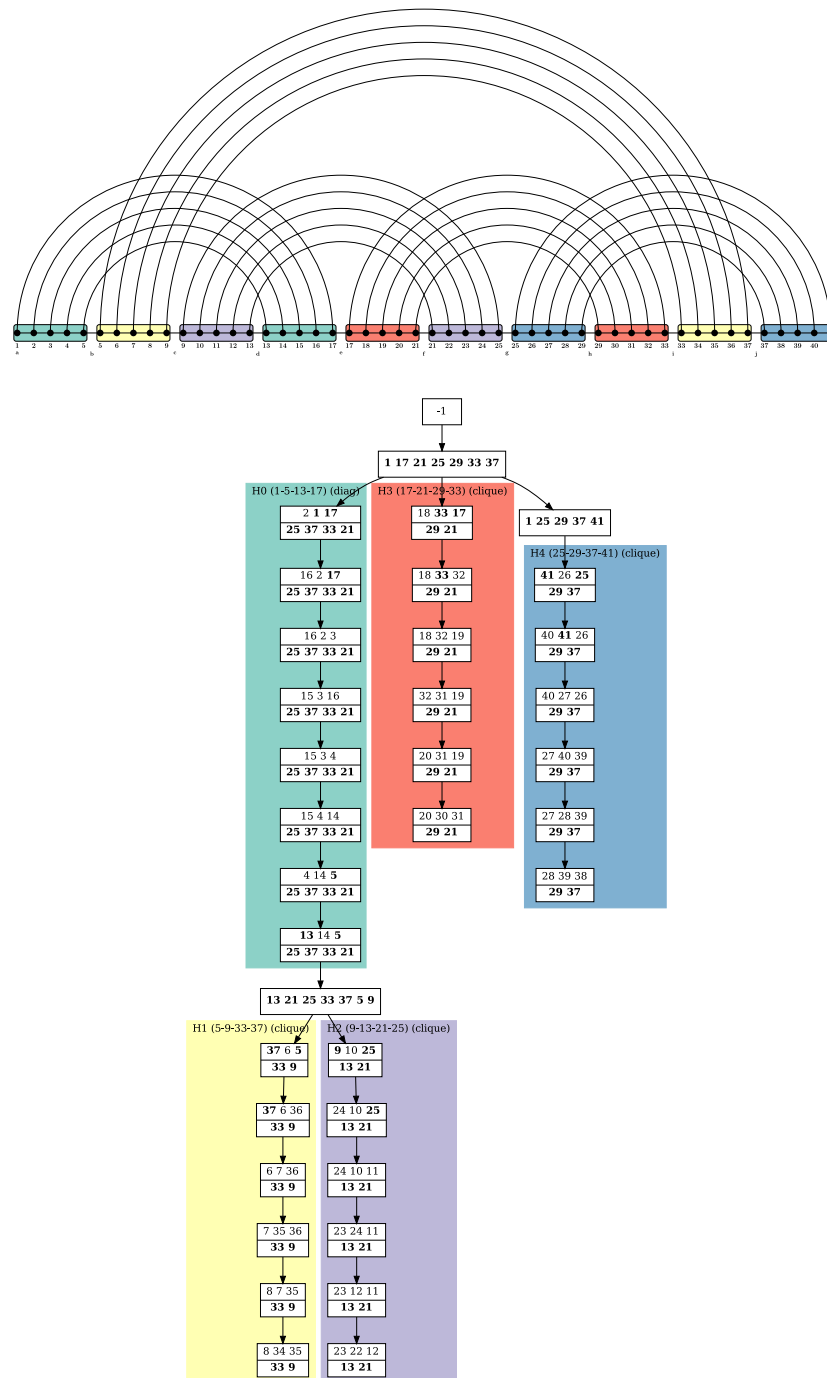


Figure 5 Canonical tree decomposition of the fatgraph given in Figure 1. White boxes represent the bags of the tree decomposition. Number in the bags correspond to the indices of the helices in the fatgraph where number on the bottom are kept while traversing the branch of the decomposition tree. Colored frames indicate the distinct helices (H0 to H4) of the structure. The tree decomposition was computed with the optimal solver [29], which we noticed is particularly efficient on RNA structure graphs.

```

Input : Tree decomposition  $\mathcal{T}$  for the minimal
          expansion  $G$  of a fatgraph  $\gamma$ .
Output: A tree decomposition of  $G$  in canonical form
1 if  $\text{width}(\mathcal{T}) \leq 3$  then
    $\rightarrow$  ‘‘Diagonal case’’ only
2   foreach helix  $H$  in fatgraph  $\gamma$  do
    $\rightarrow \exists i, j$  s.t.  $u_i, v_i$  completely separated
     from  $u_j, v_j$  in  $\mathcal{T}$ 
3     Find an edge  $(X, Y)$  of  $\mathcal{T}$  and  $i, j$  such that
        $0 \leq i, j \leq 4$ ,  $|i - j| > 1$  and  $X \cap Y$  separates
        $u_i, v_i$  on the X-side from  $u_j, v_j$  on the Y-side;
4      $\forall i' \in [0 \dots 4]$ , replace  $u_{i'}$  with  $u_1$  and  $v_{i'}$  with
        $v_1$  in all bags of the X-side of  $\mathcal{T}$ ;
5      $\forall j' \in [0 \dots 4]$ , replace  $u_{j'}$  with  $u_4$  and  $v_{j'}$  with
        $v_4$  in all bags of the Y-side of  $\mathcal{T}$ ;
6     Insert between  $X$  and  $Y$  the ‘‘diagonal’’
       canonical representation for  $H$ , with constant
       part  $S = (X \cap Y) \setminus \{u_k, v_k\}_{i \leq k \leq j}$ 
7   end
8 else
9   foreach helix  $H$  in  $\gamma$  do
10    if  $\exists i, j$  and  $(X, Y)$  edge of  $\mathcal{T}$  s.t  $X \cap Y$ 
      separates  $u_i, v_i$  on the X-side from  $u_j, v_j$  on
      the Y-side then
11       $\rightarrow$  ‘‘Diagonal case’’
12       $\forall i' \in [0 \dots 4]$ , replace  $u_{i'}$  with  $u_1$  and  $v_{i'}$ 
        with  $v_1$  in all bags of the X-side of  $\mathcal{T}$ ;
13       $\forall j' \in [0 \dots 4]$ , replace  $u_{j'}$  with  $u_4$  and  $v_{j'}$ 
        with  $v_4$  in all bags of the Y-side of  $\mathcal{T}$ ;
14      Insert between  $X$  and  $Y$  the ‘‘diagonal’’
        canonical representation for  $H$ , with
        constant part
         $S = (X \cap Y) \setminus \{u_k, v_k\}_{i \leq k \leq j}$ 
15    else
16       $\rightarrow$  ‘‘Clique case’’
17       $\forall i, j$  there is always an edge connecting
         $u_i, v_i$  to  $u_j, v_j$  represented  $\mathcal{T} \rightarrow$  use these
        edges to get a tree decomposition for  $G_{\boxtimes}$ ;
18      Attach a tree decomposition for an helix
        closed by a clique to the bag containing the
        clique on the 4 extremities of  $H$ 
19    end
20  end

```

Algorithm 2: Algorithm for re-writing a tree decomposition into a canonical one in which every helix of the input graph is represented in a canonical way. A representation of an helix as a subgraph in a minimal representative expansion, along with the notations $(u_i, v_j \dots)$ used in this pseudo-code can be found on Figure 6. With a slight abuse of notation, we re-use these variables for each helix.

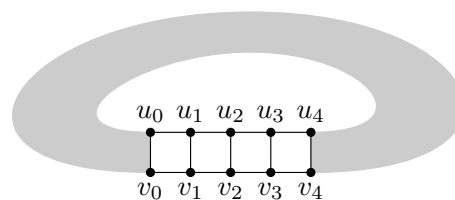


Figure 6 Explication of an helix subgraph, in a minimal representative expansion of a fatgraph, along the annotation of vertices used in Algorithm 2. There is a slight abuse in using these same labels for each of the helices in the main for loop of Algorithm 2.

4.2 Automatic derivation of dynamic programming equations in a base pair-based energy model

Given the skeleton of a representative minimal expansion of a fatgraph γ , we describe here how to formulate DP equations for the corresponding folding problem. We initially restrict our exposition to a base-pair based model, further named BP model, akin to the one optimized by the seminal Nussinov algorithm [38], where the free-energy of a structure S is given by:

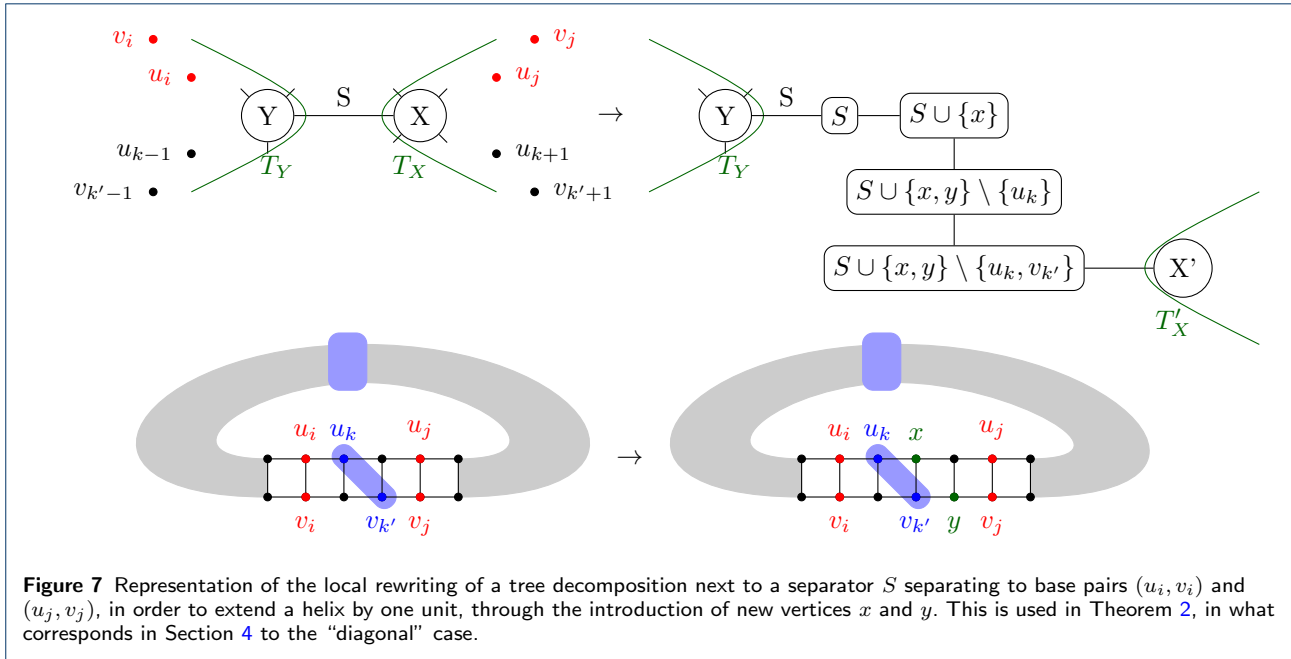
$$E_{BP}(S) = \sum_{(i,j) \in S} \Delta G_{i,j},$$

$\Delta G_{i,j}$ being the contribution of a base-pair (i, j) to the free-energy (or negative log-odd to produce maximum likelihood structures).

Essentially, we introduce helix DP tables for each helix, and transitional tables for non-helix bags. The variables indexing these tables are called *anchors*. These integer variables each represent a separation point between consecutive (half-)helices. Taken together, a full set of anchors (a, b, c, \dots) partitions the sequence into a set of disjoint intervals $[a, b], [b, c], \dots$, each associated with one *half-helix*, i.e. one of the subsequences that form a helix. Helix tables will account for the free-energy contributions of concrete base-pairs, while transitional tables will instantiate anchors in a way that remains consistent with previous assignments.

Indeed, owing to the definition of a valid tree decomposition, a skeleton is guaranteed to:

- 1 Feature each anchor in some bag;
- 2 Represent each pair of consecutive anchors in at least one bag;
- 3 Propagate anchor values, such that the anchor values within helix tables remain consistent. This implies that non-helix bags can simply propagate previously-assigned anchors, possibly assigning values to novel anchors (if any and constrained to remain consistent with the sequential order) to explore all possible partitions of the input RNA sequence.



Helix tables will predict concrete sets of base pairs and account for their associated free-energy. In order to both prevent the double pairing of certain sequence positions, and to avoid ambiguity, we require (and enforce in the DP rules) that an anchor x , separating the consecutive halves of two helices H and H' , implies the pairing of position x to the other half of H' , and the pairing of some position $x' < x$ as part of H . In other words, a helix H delimited by anchors i, i', j' , and j must pair position i to some position $x \in]j', j[$, and j' to some position $y \in]i, i'[$, implicitly leaving both regions $]y, i'[$ and $]x, j[$ unpaired.

4.2.1 Helix table 1: “Clique” cases

In the skeleton, each bag representing a helix in the “clique” case is associated to the following tables, where $i, i' + 1, j'$, and $j + 1$ represent the values of the anchors delimiting the helix. The increments on i' and j are here to ensure the presence of gap of length ≥ 1 between two base pairs belonging to different helices. (see also Figure 8(c) for an example of how anchor values are passed to C_{\boxtimes} with a decrement of -1 for the same reason).

A first table C'_{\boxtimes} holds the minimal free-energy of a helix delimited by i, i', j' , and j , such that position i is paired to some $x \in]j', j[$ and j' to some position $y \in]i, i'[$. The idea is here to iteratively move the anchor from j to $j - 1$, implicitly leaving position j unpaired, until a base pair (i, j) is formed. Once a base pair is created, we transition to another table C_{\boxtimes} which optimizes over helices like C'_{\boxtimes} , but additionally allows position i to be left unpaired.

Those two tables can be filled owing to the following recurrences:

$$C'_{\boxtimes}[i, i', j', j] = \min \begin{cases} C'_{\boxtimes}[i, i', j', j - 1] & \{\text{if } j' < j\} \\ C_{\boxtimes}[i + 1, i', j', j - 1] + \Delta G_{i,j} & \{\text{if } (i < i') \wedge (j' < j)\} \\ \Delta G_{i,j} & \{\text{if } j = j'\} \\ +\infty & \{\text{if no case applies}\} \end{cases}$$

and

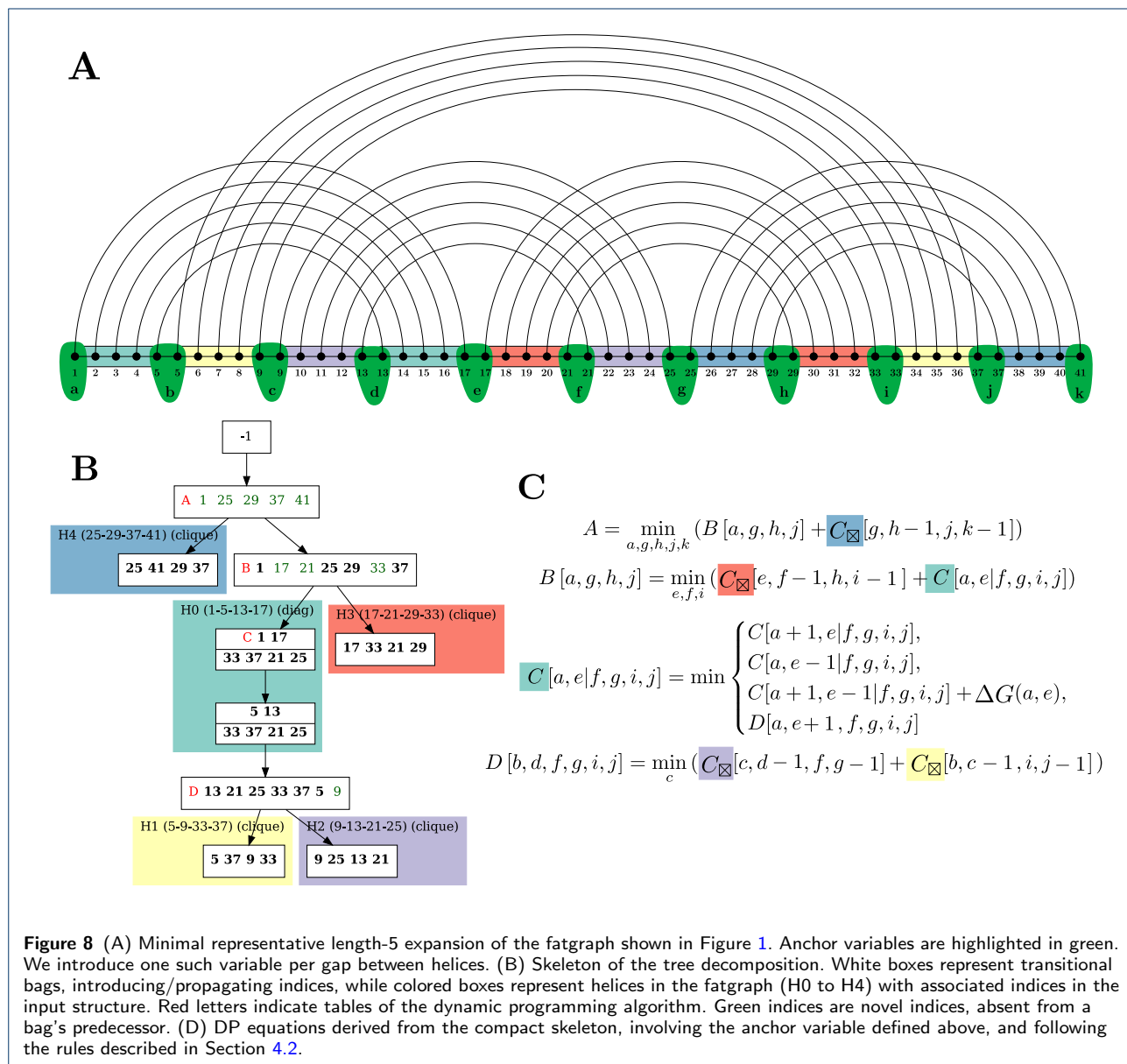
$$C_{\boxtimes}[i, i', j', j] = \min \begin{cases} C'_{\boxtimes}[i, i', j', j - 1] & \{\text{if } j' < j\} \\ C_{\boxtimes}[i + 1, i', j', j] & \{\text{if } i < i'\} \\ C_{\boxtimes}[i + 1, i', j', j - 1] + \Delta G_{i,j} & \{\text{if } (i < i') \wedge (j' < j)\} \\ \Delta G_{i,j} & \{\text{if } j = j'\} \\ +\infty & \{\text{if no case applies}\} \end{cases}$$

where $\Delta G_{i,j}$ denote the free-energy contribution of the base pair (i, j) in the input RNA sequence.

4.2.2 Helix tables 2: “Diagonal” cases

In the skeleton bags representing the diagonal cases, we need to associate a different table to each helix. Indeed, each “diagonal” case associates, to a helix H , a set S of indices, dubbed the *constant anchors*, whose values remain unchanged during the construction of H .

We focus on the case where (i, j) represents the value of the outermost anchor pair (i.e. $[i, j]$ represents the full span of H), leaving to the reader the symmetric



case starting from the innermost pair. Note that, in the skeleton, we kept two bags for a “diagonal case” helix. Yet they are associated to a single table, since the helix is created by incrementing two indices only, such that the initial pair of extremities “becomes” the other pair. We need this second bag to know how to map index values to the children tables $\{M_k\}_k$. This value mapping at the end of a diagonal case is illustrated on Figure 9.

Namely, let the cell $D_H[i, j \mid S]$ (resp. $D'_H[i, j \mid S]$) represent the minimum-free energy achieved by the set of helices in the subtree of H , when H is anchored at (i, j) without commitment to form base pairs for neither i nor j (resp. where i is committed to form a pair with some position $x \leq j'$). We have:

$$D'_H[i, j \mid S] = \min \begin{cases} D'_H[i, j-1 \mid S] \\ \quad \{\text{if } j-1 > i \wedge \forall s \in S, j-1 \neq s\} \\ D_H[i+1, j-1 \mid S] + \Delta G_{i,j} \\ \quad \{\text{if } \forall s \in S, (i+1 \neq s) \wedge (j-1 \neq s)\} \end{cases}$$

and

$$D_H[i, j \mid S] = \min \begin{cases} D_H[i+1, j \mid S] \\ \quad \{\text{if } i+1 < j \wedge \forall s \in S, i+1 \neq s\} \\ D'_H[i, j-1 \mid S] \\ \quad \{\text{if } j-1 > i \wedge \forall s \in S, j-1 \neq s\} \\ D_H[i+1, j-1 \mid S] + \Delta G_{i,j} \\ \quad \{\text{if } \forall s \in S, (i+1 \neq s) \wedge (j-1 \neq s)\} \\ \sum_k M_k[I_k] \\ \quad \{\text{with } I_k := (\{i, j+1\} \cup S) \cap A_k\} \end{cases}$$

where A_k denotes the anchors values needed for the k -th child of the diagonal bag.

4.2.3 Transitional tables: Non-helix bags

The general case consists of passing the values of relevant variables onward to the diagonal and clique tables, possibly assigning/propagating anchors that appear in the bag for the first time, *i.e.* anchors that are not found in the parent bag. Let I_P be the anchors of the parent bag of M in the tree decomposition, we have:

$$M[I_P] = \min_{\substack{\text{Values for} \\ \text{anch. in } I \setminus I_P}} \sum_{k=1}^{\#\text{child.}} \begin{cases} M_k[I_k] \\ \quad \{\text{if } k\text{-th child trans.}\} \\ C'_{\boxtimes}[i, i'-1, j', j-1] \\ \quad \{\text{if clique at } (i, i', j', j)\} \\ D'_{H_k}[i, j-1 \mid S_k] \\ \quad \{\text{if diagonal at } (i, j')\} \end{cases}$$

where I_k denotes the anchor values from I needed for the k -th child of the bag, and S represents the constant anchors of the k -th child, assumed to be a diagonal.

4.2.4 Complexity analysis

Let w_{\boxtimes} , w_{\square} and w' be the maximum width of a clique, diagonal and transitional bag (*i.e.* its size minus one; or 0 if no bag exist for a given type) in a canonical tree decomposition \mathcal{T} of a fatgraph $\gamma(\cdot)$. Note that w_{\boxtimes} is always 4, but we keep this notation for consistency. In the following theorem, γ is a fatgraph with $|\gamma|$ helices and \mathcal{T} is a canonical tree decomposition for γ . The DP scheme obtained from \mathcal{T} as described in the previous section is called the DP scheme *inferred from \mathcal{T}* .

Theorem 4 *In the BP energy model, the DP scheme inferred from \mathcal{T} yields an algorithm for the Fatgraph MFE Folding problem with $O(|\gamma| \cdot n^{\max(w_{\boxtimes}, w_{\square}, w'+1)})$ time and $O(|\gamma| \cdot n^{\max(w_{\boxtimes}, w_{\square}, w')})$ space complexity.*

Proof The complexity of the DP scheme inferred from \mathcal{T} (presented in the previous section for a base-pair based model) depends on the complexities of filling each of the tables corresponding to helices.

$C_{\boxtimes}[i, i', j', j]$ and $C'_{\boxtimes}[i, i', j', j]$ take $O(n^4)$ to fill, using either a memoization procedure or a bottom-up iteration of all possible values for i, i', j', j . It is equal to the space complexity thanks to the finite number of cases in their recursive equations.

A similar analysis holds for $C_{\square}[i, j \mid S]$ and $C'_{\square}[i, j \mid S]$, except that the number of indices is $|S| + 2$. Since the maximum size of a bag in a diagonal-case representation is $|S| + 3$, we indeed have $w_{\square} = |S| + 2$.

For transitional bags, the situation is slightly different. The indices of the table are the intersection with the parent bag in the tree decomposition, whose number is bounded by w' . The space complexity of the corresponding DP table is therefore $O(n^{tw'})$. But there is also a minimization over all possible values for the variables not present in the parent bag, incurring a linear factor for each of them. Overall, for a transitional B of maximum size $w' + 1$, the complexity of filling the matrix is $O(w' + 1) (O(n^{|B \setminus P|}))$ for each of the $O(n^{|B \cap P|})$ entries.

As for the number of tables, it is at most twice the number of bags in \mathcal{T} , which is linear in the number of helices in γ . The overall time complexity is therefore given the DP table of most expensive filling cost, $O(|\gamma| \cdot n^{\max(w_{\boxtimes}, w_{\square}, w'+1)})$. The same holds for the space complexity, yielding $O(|\gamma| \cdot n^{\max(w_{\boxtimes}, w_{\square}, w')})$. \square

Since tree decompositions are typically chosen to minimize their width $tw := \max(w_{\boxtimes}, w_{\square}, w')$, then the precise resulting complexity may depend on the

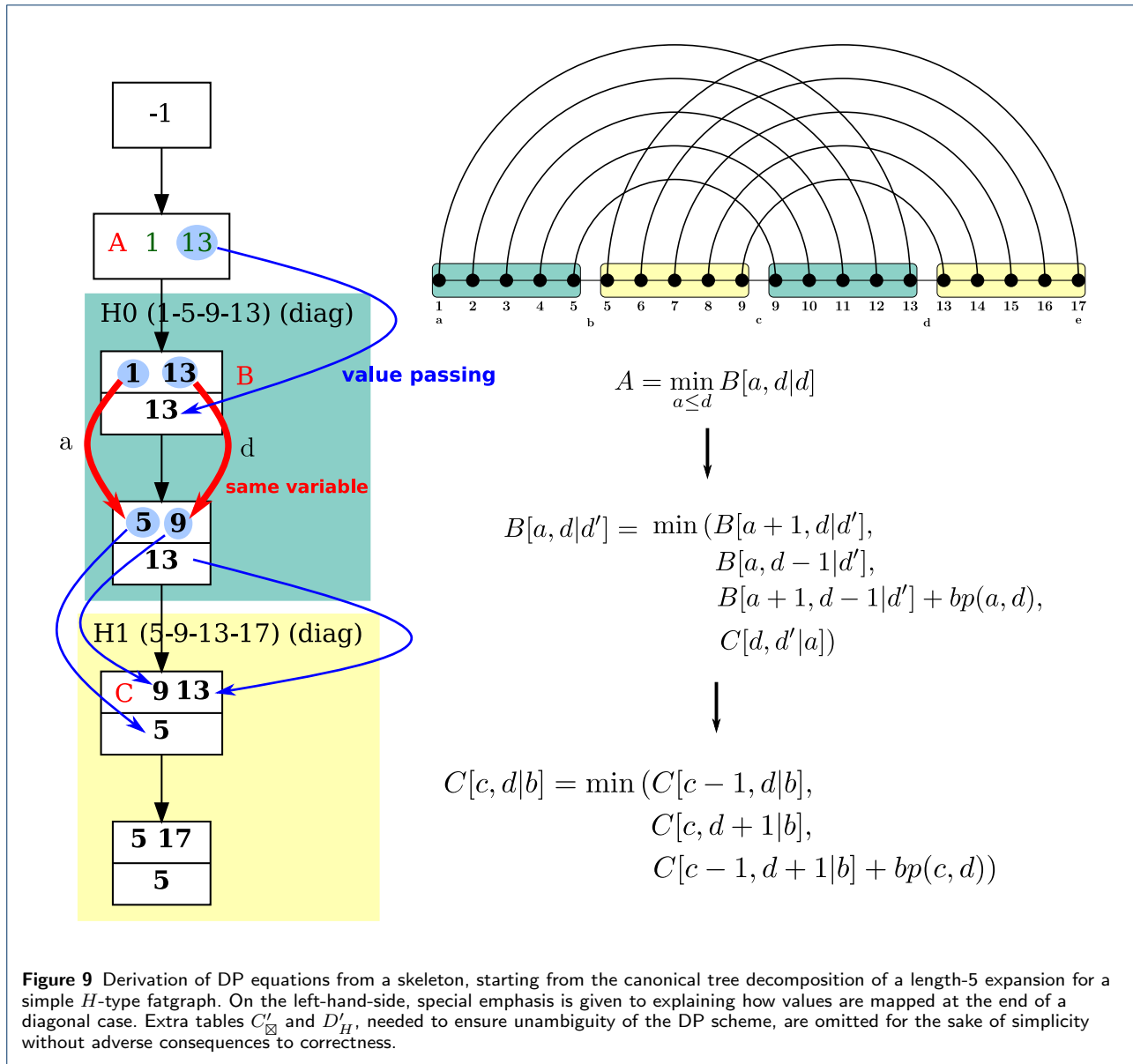


Figure 9 Derivation of DP equations from a skeleton, starting from the canonical tree decomposition of a length-5 expansion for a simple H -type fatgraph. On the left-hand-side, special emphasis is given to explaining how values are mapped at the end of a diagonal case. Extra tables C'_{\boxtimes} and D'_H , needed to ensure unambiguity of the DP scheme, are omitted for the sake of simplicity without adverse consequences to correctness.

choice of an optimal tree decompositions. Indeed, it could be that $tw = w'$, yielding a $O(n^{tw+1})$ algorithm or, conversely, $w' < tw - 1$ would imply a complexity of $O(n^{tw})$. In other words, in the base pair model, the algorithm induced by the choice of an arbitrary tree decomposition T may be suboptimal by a linear factor.

Fortunately, it is possible to work around this issue, and obtain a $O(n^{tw})$ DP algorithm anytime a suitable canonical fatgraph decomposition exists. To find such a decomposition, we explore the space of all possible canonical tree decompositions, through an enumeration of all possible representations for each helix. This is formalized in the theorem below (note that this is purely meant as a *feasibility* result, we do not expect

this approach to be optimal in terms of complexity; indeed we conjecture that this subproblem is FPT for the treewidth of γ). We use the same notations as above by calling $w'(\mathcal{T})$ the maximum width of a transitional bag of a canonical tree decomposition.

Theorem 5 *Let G be a minimal expansion of a fatgraph γ with n_H helices. If there exists an optimal canonical tree decomposition \mathcal{T} of G such that $w'(\mathcal{T}) \leq tw(G) - 1$, then such a \mathcal{T} can be found in $2^{O(|\gamma|^2)} \cdot f(tw)$ time.*

Proof The space of all possible canonical tree decomposition can be iterated over by deciding, for each helix, whether it is in the “clique” or “diagonal” case. If

it is in the diagonal case, one must in addition decide what is the “constant part” of the representation of the helix. Any set S such that $\{u_1, v_1, u_5, v_5\} \cup S$ separates the graph into at least 3 connected components, one being the inside of the helix, is an eligible candidate.

This process corresponds to deciding, for each helix, what separator cuts out the inside of the helix from the rest of the graph. When such a decision is made, a canonical tree decomposition can be obtained by computing canonical tree decompositions for the connected components associate to the separator, and connecting them together (in the spirit of Proposition 2).

When there are no helices left, an optimal tree decomposition of the graph is computed in time $f(tw)$. It yields the transitional bags in between helix representations.

Given that S is only composed of helix extremities, it is chosen among $\leq |\gamma|$ vertices. We consider therefore an upper bound of $2^{|\gamma|}$ for the number of possible choices of S in the diagonal case, and an upper bound of $|\gamma|$ for the number of connected components associated to a separator, the overall time of exploring all canonical tree decompositions is bounded by $O((|\gamma| \cdot 2^{|\gamma|})^{|\gamma|} \cdot f(tw)) \subseteq 2^{O(|\gamma|^2)} \cdot f(tw)$.

If an optimal canonical tree decomposition \mathcal{T} such that $w'(\mathcal{T}) \leq tw(G) - 1$ exists, then it corresponds to a particular assignation of separators to each helix as outlined above, and it will be one of the tree decompositions explored by the iteration. \square

4.3 Automated C code generation

Figure 8 shows an example of output to our pipeline, with automatically generated LaTeX equations for the dynamic programming scheme inferred from the tree decomposition. Figure 10 gives other examples of such automatically generated equations. But our implementation, available freely at:

<https://gitlab.inria.fr/bmarchan/auto-dp>

is also capable of automatically generating C code implementing these equations. The automatically generated *.c files corresponding to all of the examples of Figure 10 are available as Supplementary Material. In the current state, they are only meant as a prototype demonstration. Developments towards generation of fully functional code, including the extensions presented in the next Section, will be the subject of future work.

5 Extensions

The DP scheme, as stated above, only supports conformations that consist of a single pseudoknot configuration, indicated by a fatgraph. Moreover, it forces the first position of the sequence to always form a base pair. Finally, it considers an energy model that is

fairly unrealistic in comparison with the current state of the art. In this section, we briefly describe how to extend this fundamental construction in several directions. This enables us to solve the stated algorithm design problem (Def. 2) and consequently the associated folding problem in complex energy models, and discuss the consequences on the complexity.

5.1 Integration with classic DP algorithms for MFE structure prediction

Firstly, let us note that alternative fatgraphs can easily be considered, without significant overhead, by adding a disjunctive rule at the top level of the DP scheme, such as

$$\text{MFE}_{\text{PK}} := \min_{i=1}^p \text{root}_{\gamma_i}[\emptyset]$$

where root_{γ_i} is the top level case of the DP scheme for fatgraph γ_i . The associated conformation space then consists of the union of all pseudoknotted structures compatible with one of the fatgraphs.

5.1.1 Enriching classic schemes with fatgraphs

Fatgraphs usually represent a structural module rather than a complete RNA conformation. The classic DP scheme for 2D structure energy-minimization can thus be supplemented by additional constructs, enabling the consideration of pseudoknots. Towards that goal, one needs to access $\text{MFE}_{\text{PK}}(i, j)$, the MFE achieved over a region $[i, j]$ by a conformation compatible with one of the input fatgraphs. In other words, one needs to be able to prescribe the span of the fatgraph occurrence, *i.e.* the values (i, j) of its extremal anchors (a, a') within the dynamic programming.

To ensure this possibility, one simply needs to connect the first and last positions within the minimal fatgraph completion $G = (V, E)$, *i.e.* resulting in a graph $G' := (V, E \cup \{(a, a')\})$. Since each arc of the input graph is represented in a valid tree decomposition, we know that any tree decomposition for G' features a bag B including both a and a' , possibly in conjunction with additional anchors $S := \{k_1, k_2, \dots\}$. Moreover, since a tree decomposition is unordered, it can be rerooted to start with B , and preceded by a root node restricted to anchors (a, b) , without adverse consequences complexity-wise. This yields the following entry point for the DP of a fatgraph γ :

$$\text{MFE}_{\gamma}(i, j) := \min_{i < k_1 < k_2 < \dots < j} M_B[i, k_1, k_2, \dots, j]$$

which can be used within a classic, pseudoknot-oblivious, DP schemes for MFE structure prediction. Complexity-wise, it can be shown that the additional base pair can at most increase by 1 the treewidth (and frequently leaves it unchanged).

5.1.2 Recursive substructures

Recursive substructures consist of secondary structures/occurrences of fatgraphs that are inserted, both in between and within helices, usually through recursive calls to the (augmented) 2D folding scheme.

To allow arbitrary sub-structures to be inserted in the gaps between consecutive helices, one can again modify the minimal helix expansion to distinguish the anchors a, b associated with consecutive helices (instead of merging them into a single anchor in our initial exposition). By connecting a and b , one ensures their simultaneous presence in a tagged bag B , whose DP recurrence is then augmented to include an energy contribution $\text{MFE}_{\text{SS}}(a+1, b-1)$.

To enable the insertion of substructures within a helix requires modifications to the helix clique/diagonal rules that are very similar to the ones enabling support for the Turner energy model. Assuming the presence of a base pair (i, j) , an insertion can indeed be performed by delimiting a region $[i, k]$ (resp. $[k, j]$) of arbitrary length, leading to an overall MFE of $\text{MFE}_{\text{SS}}(i, k) + \delta$, where δ is the free-energy contributed by the rest of the helix (*e.g.* to include additional terms associated with multiloops).

5.2 More realistic energy models

For the sake of simplicity, we illustrated in Section 4.2 the generation of a dynamic programming algorithm within a fairly simple base-pair based energy model. However, the procedure can be adapted to capture more complex energy models found in the literature. This includes stacking base pairs models defined as:

$$E_{\text{Stacking}}(S) = \sum_{\{(i,j), (i+1, j-1)\} \subset S} \Delta G_{i, i+1, j-1, j}$$

with $\Delta G_{i, i+1, j-1, j}$ the energy of base pair $(i+1, j-1)$ stacking onto (i, j) , or even the nearest-neighbor free-energy model, also called Turner model.

In the Turner model, any pseudoknot-free structure S is decomposed into loops, each rooted at a base pair $(i, j) \in S \cup \{-1, n+1\}$, and delimited by a set of base pairs $L(i, j) = \{(i', j')\} \in S$ such that $[i', j'] \subset [i, j]$ and $\nexists (i'', j'') \in S$ such that $[i', j'] \subset [i'', j''] \subset [i, j]$. A loop $L(i, j)$ is then assigned a free-energy contribution $\Delta G_{L(i, j)}$ that depends on the nucleotide content of base pairs, and unpaired regions between adjacent base pairs. The overall free energy of a structure in the Turner model is then defined as

$$E_{\text{Turner}}(S) = \sum_{(i,j) \in S \cup \{-1, n+1\}} \Delta G_{L(i, j)}.$$

Rather than including independent values for all contents and size of loops, the Turner model usually uses

affine linear models for multiloops ($|L(i, j)| \geq 2$), and interior loops ($|L(i, j)| = 1$), the latter based on loop length and asymmetry.

Both of those models can be captured by a modified versions of the dynamic programming algorithm presented in Section 4.2. In the stacking model, it suffices to duplicate the cliques (resp. diagonal) matrices to keep track of (i, j) being directly enclosed (\perp) or not ($\not\perp$) within a base pair $(i+1, j-1)$. This results in a replacement $(C_{\boxtimes}, C'_{\boxtimes})$ with $(C_{\boxtimes, \perp}, C'_{\boxtimes, \perp}, C_{\boxtimes, \not\perp}, C'_{\boxtimes, \not\perp})$ (resp. (D_H, D'_H) into $(D_{H, \perp}, D'_{H, \perp}, D_{H, \not\perp}, D'_{H, \not\perp})$), and the inclusion of suitable energy contributions for the \perp cases, the only ones likely to form stacking pairs. The time complexity remains identical, up to a constant, to that of the BP energy model.

A consideration of the full Turner model is more involved, but can be achieved in $O(n^3)$ through an enumeration of all possible loops, as shown by Lyngsoe *et al* [?], by exploiting the linear interpolation of loops beyond a certain length threshold. Adapting the recurrence to consider all possible helix expansions of cliques and diagonals will result in a $O(n)$ time overhead for all cliques and diagonals, leading to an increased time complexity in $O(|\gamma| \cdot n^{\max(w_{\boxtimes}+1, w_{\boxminus}+1, w'+1)})$, or equivalently $O(|\gamma| \cdot n^{tw+1})$.

Lemma 3 *The space complexity of the generated DP schedule is $O(|\gamma|n^{tw})$, regardless of the energy model.*

Proof The set of indices of a table is the intersection of the corresponding bag with its parent bag. Both bags have size at most $tw+1$, and they are distinct, so their intersection has size at most tw . Each index runs in the range $[0, n]$, so the size of each table is at most n^{tw} . The number of tables is bounded by the number of bags in the tree decomposition of γ , which is itself in $O(|\gamma|)$. \square

5.3 Partition functions and ensemble applications

For ensemble applications of our DP schemes, such as computing the partition function [40] and statistical sampling of the Boltzmann ensemble [41], it is imperative for the DP scheme above to be complete and unambiguous [42]. Fortunately, both properties are already guaranteed by our DP schemes. Indeed, intuitively: the completeness is ensured by the exhaustive investigation of all possible anchor positions, *i.e.* all possible partitions; the unambiguity is guaranteed by the invariant that assigning a position x to a given anchor (within a transitional or diagonal bag), leads x to be paired within the (half-)helix immediately to its right. Choosing different values for x thus induces different innermost/outermost base pairs for the associated helix, leading to disjoint sets of structures.

Energy model	Diagonal tables	Clique tables	Transitional tables
	$C_{\square}[i, j S]$	$C_{\boxtimes}[i, i', j', j]$	$M_X[I_X]$
BP-based model	$O(n^{ S +2})$	$O(n^4)$	$O(n^{ I })$
BP+stacking	$O(n^{ S +2})$	$O(n^4)$	
Full Turner	$O(n^{ S +3})$	$O(n^5)$	

Table 1 While the space complexity of the generated DP schemes is always bounded by $O(n^{tw})$ (Lemma 3), the run-time complexity of filling-up the DP tables C_{\square} and C_{\boxtimes} depends on the choice of energy model. As for the table corresponding to a transitional bag X with indices I , the cost of filling it is $O(n^{tw+1})$ irrespectively of the energy model.

Type	Fatgraph	Treewidth	Complexities	
			Full Turner	All others
H-type	([])	4	$O(n^5)$	$O(n^4)$ (*)
Kissing hairpins	([]())	4	$O(n^5)$	$O(n^4)$
“L” [12]	([{}])	5	$O(n^6)$	$O(n^6)$
“M” [12]	([{}()])	5	$O(n^6)$	$O(n^6)$
4-clique	([{}<])>	5	$O(n^6)$	$O(n^6)$
5-clique	([{}<A])>a	5	$O(n^6)$	$O(n^6)$
5-chain	([[]()])	6	$O(n^7)$	$O(n^7)$

Table 2 Table listing pseudoknot classes, corresponding treewidth and resulting complexity of the folding algorithm. For H-type pseudoknots beneath the Turner model, marked as (*), an iterated computation over canonical tree decompositions is required to achieve the complexity (see Theorem 5). For the H-type and kissing hairpins cases, we are in the specific case where the most complex routine is the alignment of a “clique case” helix, which is done in $O(n^4)$ despite a treewidth of 4. These examples are detailed in the Appendix, Figure 10. The DP equations for each of these examples have been automatically generated by a Python implementation of our pipeline, freely available at <https://gitlab.inria.fr/bmarchan/auto-dp>.

From these two properties, we conclude that the partition function for a fatgraph (or several, possibly recursively and/or within a \pm realistic energy model) can be obtained through the simple change of algebra pioneered by McCaskill [40] in the pseudoknot-free case. Namely, replace the $(\min, +, \Delta G)$ terms into $(\sum, \times, e^{\beta \Delta G})$, with $\beta = RT$ being the Boltzmann constant multiplied by some absolute temperature.

6 Automated (re-)design of algorithms for specific pseudoknot classes

Our pipeline for automated generation of DP folding equations given a fatgraph has been implemented using Python and Snakemake [43]. The implementation is freely available at:

<https://gitlab.inria.fr/bmarchan/auto-dp>

Since the algorithms in [12] have been described in terms of a finite number of fatgraphs (called irreducible shadows in the paper), one can directly apply our method to obtain an efficient algorithm that covers the same class as **gfold**, namely **1-structures** that are recursive expansions of the four fatgraphs of genus 1 corresponding to simple PK ‘H’ ([]) , kissing hairpin ‘K’ ([]()) , three-knot ‘L’ ([{}]) and ‘M’ ([{}()]) (here, represented in *dot-bracket notation*, i.e. corresponding opening and closing brackets correspond to

arcs). The maximum complexity of $O(n^6)$ of the four fatgraphs (see Table 2) implies that the automatically derived algorithm covers the class of 1-structures in $O(n^6)$ time—the same complexity as hand-crafted **gfold**. Note that [12] used declarative methods in their algorithm design only to the point of generating grammar rules, which without further optimization yield $O(n^{18})$ (after applying algebraic dynamic programming; ADP [44]). In contrast, our method obtains the optimal complexity in fully automatic fashion. Beyond this re-design of **gfold**, remarkably our method is equally prepared to automatically design a DP algorithm with optimized efficiency for **2-structures**, which are based on all genus 2 fatgraphs. This is remarkable, since the implementation of a practical algorithm has been considered infeasible [12] due to the large number of genus 2 shadows (namely, there are 3472 shadows/fatgraphs), whose grammar rules would have to be optimized by hand. In contrast, due to full automation, our method directly handles even the large number of fatgraphs of genus 2 and yields an efficient, complexity optimized, DP scheme.

Recall that we cover all other pseudoknot classes that are recursive expansions of a finite number of fatgraphs (in the same way as we cover the design of prediction algorithms for 1- and 2-structures). In this way, among the previously existing DP algorithms, we cover the class of **Dirks&Pierce** (D&P) [11], simply by specifying the H-type as single input fatgraph. Consequently, we automatically re-design the D&P algorithm in the same complexity of $O(n^5)$. Even more interestingly, we can design algorithms covering specific (sets of) crossing configurations. This results in an infinite class of efficient algorithms that have not been designed before. Again the complexity of such algorithms is dominated by the most complex fatgraph; where results for interesting ones are given in Table 2. Most remarkably, we design an algorithm optimizing over recursive expansions of kissing hairpins in $O(n^4)$, whereas CCJ [45, 13], which was specifically designed to cover kissing hairpins, requires $O(n^5)$.

A special case, which further showcases the flexibility, is the extension of existing classes by specific crossing configurations. For example, extending D&P by kissing hairpin covers a much larger class while staying in the same complexity. Extending 1-structures

by 5-chain yields a new algorithm with a complexity below of 2-structures (namely only $O(n^7)$ instead of $O(n^8)$ [12]). The complexity of 5-chain is remarkably low, when considering that previously described algorithms covering this configuration take $O(n^8)$ (e.g. `gfold`'s generalization to 2-structures and a hypothetical blow-up of the Rivas and Eddy algorithm [10] to 6-dimensional instead of 4-dimensional DP matrix elements—both of which have never been implemented).

7 Conclusions and discussion

In this work, we provided an algorithm that takes a family of fatgraphs, i.e. pseudoknotted structures, and returns DP equations that efficiently predict arc annotations minimizing the free energy. The DP equations are automatically generated based on an expansion of the fatgraph, designed to capture helices of arbitrary length. The DP tables in the equations use a number of indices smaller than or equal to the treewidth of the minimal expansion. This very general framework recovers the complexity of prior, hand-crafted algorithms, and lays the foundation for a purely declarative approach to RNA folding with pseudoknots.

In addition to the extensions described in Section 5, this work suggests perspectives that will be explored in future work. Indeed, the choice of an optimal decomposition/DP scheme for the input fatgraph can be seen as the automated design of an optimal table strategy in the context of algebraic dynamic programming [46, 47, 44]. This would enable extensions to multiple context free grammars or tree grammars when describing the problem in the ADP framework.

Our automated design of pseudoknot folding algorithms could naturally be extended to RNA–RNA interactions, since the joint conformation of two interacting RNA sequences can be seen as a pseudoknot when concatenating the two structures [48]. More ambitiously, categories of pseudoknots inducing an infinite family of fatgraphs, e.g. as covered by the seminal Rivas & Eddy algorithm [10], could be captured by allowing the introduction of recursive gapped structures in prescribed parts of the fatgraph. This could be addressed by adding cliques to the minimal completion graph which would ensure the availability of the relevant anchors in some bags of the tree decomposition, allowing to score such non-contiguous, recursive substructures.

Another avenue for future research includes a proof of optimality, in term of polynomial complexity, for the produced DP algorithms. Of course, it would be far too ambitious (and erroneous) to expect our DP schemes to be optimal within general computational

models. However, it may be possible to prove optimality within a formally-defined subset of DP schemes, e.g. by contradiction since the existence of a better algorithm would imply the existence of a tree decomposition having smaller width. More precisely, given a fatgraph γ , one could imagine that a DP scheme (with DP tables indexed by *anchor variables* as is typically the case) capable of exploring all recursive expansions of γ would in particular induce a *decomposition* of the minimal representative expansion of γ , from the *parising* of this structure by the DP grammar. If this decomposition can be reinterpreted as a tree decomposition, then the treewidth of the minimal expansion would become a lower bound on the number of indices to use in such a DP scheme.

Competing interests

The authors declare that they have no competing interests.

Authors' contributions

BM should be considered the leading author in this study. All authors contributed to all aspects of the research, and were involved in writing and proofreading the manuscript.

Funding

This project has received funding from the European Union's Horizon 2020 research and innovation programme under the Marie Skłodowska-Curie grant agreement No 101029676, and from the French-Austrian PaRNAAssus project (ANR-19-CE45-0023; I 4520-N) supported by the ANR/FWF agencies.

Availability of data and materials

A prototype implementation of our algorithm is available at <https://gitlab.inria.fr/bmarchan/auto-dp>

Author details

¹LIX CNRS UMR 7161, LIX (UMR 7161), Ecole Polytechnique, Institut Polytechnique de Paris, Palaiseau, France. ²LIGM, CNRS, Univ Gustave Eiffel, F77454, Marne-la-Vallée, France. ³Earth-Life Science Institute, Tokyo Institute of Technology 2-12-1-17E-318, 152-8550, Ookayama, Tokyo, Japan.

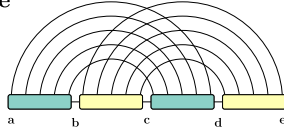
References

- Zuker, M.: Mfold web server for nucleic acid folding and hybridization prediction. *Nucleic acids research* **31**(13), 3406–3415 (2003)
- Lorenz, R., Bernhart, S., Höner Zu Siederdisen, C., Tafer, H., Flamm, C., Stadler, P., Hofacker, I.: ViennaRNA Package 2.0. vol. 6. *Algorithms Mol. Biol.* **26** (2011)
- Reuter, J.S., Mathews, D.H.: RNAstructure: software for rna secondary structure prediction and analysis. *BMC bioinformatics* **11**(1), 1–9 (2010)
- Do, C.B., Woods, D.A., Batzoglou, S.: CONTRAfold: RNA secondary structure prediction without physics-based models. *Bioinformatics* **22**(14), 90–98 (2006)
- Zakov, S., Goldberg, Y., Elhadad, M., Ziv-Ukelson, M.: Rich parameterization improves RNA structure prediction. *Journal of Computational Biology* **18**(11), 1525–1542 (2011)
- Sato, K., Akiyama, M., Sakakibara, Y.: RNA secondary structure prediction using deep learning with thermodynamic integration. *Nature communications* **12**(1), 1–9 (2021)
- Ten Dam, E., Pleij, K., Draper, D.: Structural and functional aspects of RNA pseudoknots. *Biochemistry* **31**(47), 11665–11676 (1992)
- Akutsu, T.: Dynamic programming algorithms for RNA secondary structure prediction with pseudoknots. *Discrete Applied Mathematics* **104**(1-3), 45–62 (2000)
- Cao, S., Chen, S.-J.: Predicting RNA pseudoknot folding thermodynamics. *Nucleic Acids Research* **34**(9), 2634–2652 (2006). doi:[10.1093/nar/gkl346](https://doi.org/10.1093/nar/gkl346)

10. Rivas, E., Eddy, S.R.: A dynamic programming algorithm for RNA structure prediction including pseudoknots. *Journal of molecular biology* **285**(5), 2053–2068 (1999)
11. Dirks, R.M., Pierce, N.A.: A partition function algorithm for nucleic acid secondary structure including pseudoknots. *Journal of computational chemistry* **24**(13), 1664–1677 (2003)
12. Reidys, C.M., Huang, F.W., Andersen, J.E., Penner, R.C., Stadler, P.F., Nebel, M.E.: Topology and prediction of RNA pseudoknots. *Bioinformatics* **27**(8), 1076–1085 (2011)
13. Jabbari, H., Wark, I., Montemagno, C., Will, S.: Knotty: efficient and accurate prediction of complex RNA pseudoknot structures. *Bioinformatics* **34**(22), 3849–3856 (2018)
14. Ren, J., Rastegari, B., Condon, A., Hoos, H.H.: HotKnots: heuristic prediction of RNA secondary structures including pseudoknots. *Rna* **11**(10), 1494–1504 (2005)
15. Sato, K., Kato, Y., Hamada, M., Akutsu, T., Asai, K.: IPknot: fast and accurate prediction of RNA secondary structures with pseudoknots using integer programming. *Bioinformatics* **27**(13), 85–93 (2011)
16. Jabbari, H., Condon, A.: A fast and robust iterative algorithm for prediction of RNA pseudoknotted secondary structures. *BMC bioinformatics* **15**(1), 1–17 (2014)
17. Reidys, C.M., Wang, R.R.: Shapes of RNA pseudoknot structures. *Journal of Computational Biology* **17**(11), 1575–1590 (2010)
18. Möhl, M., Will, S., Backofen, R.: Lifting prediction to alignment of RNA pseudoknots. *Journal of Computational Biology* **17**(3), 429–442 (2010)
19. Alkan, C., Karakoç, E., Nadeau, J.H., Sahinalp, S.C., Zhang, K.: RNA–RNA Interaction Prediction and Antisense RNA Target Search. *Journal of Computational Biology* **13**(2), 267–282 (2006). doi:[10.1089/cmb.2006.13.267](https://doi.org/10.1089/cmb.2006.13.267)
20. Fornace, M.E., Porubsky, N.J., Pierce, N.A.: A Unified Dynamic Programming Framework for the Analysis of Interacting Nucleic Acid Strands: Enhanced Models, Scalability, and Speed. *ACS Synthetic Biology* **9**(10), 2665–2678 (2020). doi:[10.1021/acssynbio.9b00523](https://doi.org/10.1021/acssynbio.9b00523). PMID: 32910644
21. Huang, F., Reidys, C., Rezazadegan, R.: Fatgraph models of RNA structure. *Computational and Mathematical Biophysics* **5**(1), 1–20 (2017)
22. Loeb, M., Moffatt, I.: The chromatic polynomial of fatgraphs and its categorification. *Advances in Mathematics* **217**(4), 1558–1587 (2008)
23. Penner, R.C., Knudsen, M., Wiuf, C., Andersen, J.E.: Fatgraph models of proteins. *Communications on Pure and Applied Mathematics* **63**(10), 1249–1297 (2010)
24. Giegerich, R., Voß, B., Rehmsmeier, M.: Abstract shapes of rna. *Nucleic acids research* **32**(16), 4843–4851 (2004)
25. Rinaudo, P., Ponty, Y., Barth, D., Denise, A.: Tree decomposition and parameterized algorithms for RNA structure–sequence alignment including tertiary interactions and pseudoknots. In: *International Workshop on Algorithms in Bioinformatics*, pp. 149–164 (2012). Springer
26. Arnborg, S., Corneil, D.G., Proskurowski, A.: Complexity of finding embeddings in ak-tree. *SIAM Journal on Algebraic Discrete Methods* **8**(2), 277–284 (1987)
27. Bodlaender, H.L.: A linear-time algorithm for finding tree-decompositions of small treewidth. *SIAM Journal on computing* **25**(6), 1305–1317 (1996)
28. Bodlaender, H.L., Koster, A.M.: Treewidth computations i. upper bounds. *Information and Computation* **208**(3), 259–275 (2010)
29. Tamaki, H.: Positive-instance driven dynamic programming for treewidth. *Journal of Combinatorial Optimization* **37**(4), 1283–1311 (2019)
30. Gogate, V., Dechter, R.: A complete anytime algorithm for treewidth. *arXiv preprint arXiv:1207.4109* (2012)
31. Bodlaender, H.L., Koster, A.M.: Combinatorial optimization on graphs of bounded treewidth. *The Computer Journal* **51**(3), 255–269 (2008)
32. Cygan, M., Fomin, F.V., Kowalik, Ł., Lokshtanov, D., Marx, D., Pilipczuk, M., Pilipczuk, M., Saurabh, S.: *Parameterized Algorithms* vol. 1. Springer, ??? (2015)
33. Yao, H.-T., Waldispühl, J., Ponty, Y., Will, S.: Taming Disruptive Base Pairs to Reconcile Positive and Negative Structural Design of RNA. In: *RECOMB 2021–25th International Conference on Research in Computational Molecular Biology* (2021)
34. Scornavacca, C., Weller, M.: Treewidth-based algorithms for the small parsimony problem on networks. In: *WABI. LIPIcs*, vol. 201, pp. 6–1621. Schloss Dagstuhl - Leibniz-Zentrum für Informatik, ??? (2021)
35. Lovász, L.: Graph minor theory. *Bulletin of the American Mathematical Society* **43**(1), 75–86 (2006)
36. Bodlaender, H.L., Koster, A.M.: Safe separators for treewidth. *Discrete Mathematics* **306**(3), 337–350 (2006)
37. Bouchitté, V., Todinca, I.: Treewidth and minimum fill-in: Grouping the minimal separators. *SIAM Journal on Computing* **31**(1), 212–232 (2001)
38. Nussinov, R., Jacobson, A.B.: Fast algorithm for predicting the secondary structure of single-stranded rna. *Proceedings of the National Academy of Sciences* **77**(11), 6309–6313 (1980)
39. Lyngsø, R.B., Zuker, M., Pedersen, C.N.: Fast evaluation of internal loops in RNA secondary structure prediction. *Bioinformatics (Oxford, England)* **15**(6), 440–445 (1999). doi:[10.1093/bioinformatics/15.6.440](https://doi.org/10.1093/bioinformatics/15.6.440)
40. McCaskill, J.S.: The equilibrium partition function and base pair binding probabilities for rna secondary structure. *Biopolymers* **29**(6–7), 1105–1119 (1990). doi:[10.1002/bip.360290621](https://doi.org/10.1002/bip.360290621)
41. Ding, Y., Lawrence, C.E.: A statistical sampling algorithm for RNA secondary structure prediction. *Nucleic Acids Research* **31**(24), 7280–7301 (2003). doi:[10.1093/nar/gkg938](https://doi.org/10.1093/nar/gkg938)
42. Ponty, Y., Saule, C.: A combinatorial framework for designing (pseudoknotted) RNA algorithms. In: *Przytycka, T.M., Sagot, M.-F. (eds.) Algorithms in Bioinformatics*, pp. 250–269. Springer, Berlin, Heidelberg (2011)
43. Mölder, F., Jablonski, K.P., Letcher, B., Hall, M.B., Tomkins-Tinch, C.H., Sochat, V., Forster, J., Lee, S., Twardziok, S.O., Kanitz, A., et al.: Sustainable data analysis with snakemake. *F1000Research* **10** (2021)
44. Riechert, M., Höner zu Siederdisen, C., Stadler, P.F.: Algebraic dynamic programming for multiple context-free grammars. *Theoretical Computer Science* **639**, 91–109 (2016). doi:[10.1016/j.tcs.2016.05.032](https://doi.org/10.1016/j.tcs.2016.05.032)
45. Chen, H.-L., Condon, A., Jabbari, H.: An $O(n^5)$ algorithm for MFE prediction of kissing hairpins and 4-chains in nucleic acids. *Journal of Computational Biology* **16**(6), 803–815 (2009)
46. Quadrini, M., Tesi, L., Merelli, E.: An algebraic language for RNA pseudoknots comparison. *BMC bioinformatics* **20**(4), 1–18 (2019)
47. Berkemer, S.J., Höner zu Siederdisen, C., Stadler, P.F.: Algebraic dynamic programming on trees. *Algorithms* **10**(4), 135 (2017)
48. Dirks, R.M., Bois, J.S., Schaeffer, J.M., Winfree, E., Pierce, N.A.: Thermodynamic analysis of interacting nucleic acid strands. *SIAM review* **49**(1), 65–88 (2007)

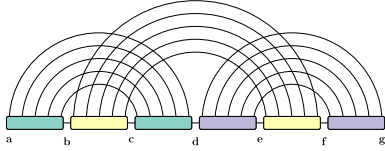
Appendix A: Detailed examples

H-type



$$A = \min_{a,b,c,d,e} (C_{\boxtimes} [b, c - 1, d, e - 1] + C_{\boxtimes} [a, b - 1, c, d - 1])$$

kissing hairpins



$$A = \min_{a,d,g} (B [a, d, d', g])$$

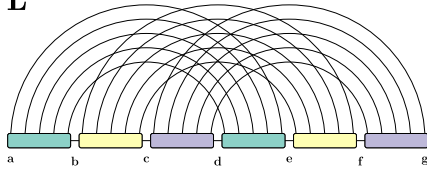
$$B [a, d, d', g] = \min \begin{cases} B' [a, d - 1 | d', g], & \text{if } d - 1, \notin \{a, d', g\} \\ B [a + 1, d - 1 | d', g] + \Delta G(a, d) & \text{if } \{a + 1, d - 1\} \cap \{d', g\} = \emptyset \end{cases}$$

$$B [a, d, d', g] = \min \begin{cases} B [a + 1, d | d', g], & \text{if } a + 1 \notin \{d, d', g\} \\ B' [a, d - 1 | d', g], & \text{if } d - 1, \notin \{a, d', g\} \\ B [a + 1, d - 1 | d', g] + \Delta G(a, d) & \text{if } \{a + 1, d - 1\} \cap \{d', g\} = \emptyset, \end{cases}$$

$$C' [d, g | b, c] = \min \begin{cases} C' [d, g - 1 | b, c], & \text{if } g - 1, \notin \{d, b, c\} \\ C [d + 1, g - 1 | b, c] + \Delta G(d, g) & \text{if } \{d + 1, g - 1\} \cap \{b, c\} = \emptyset \end{cases}$$

$$C [d, g | b, c] = \min \begin{cases} C [d + 1, g | b, c], & \text{if } d + 1 \notin \{g, b, c\} \\ C' [d, g - 1 | b, c], & \text{if } g - 1, \notin \{d, b, c\} \\ C [d + 1, g - 1 | b, c] + \Delta G(d, g) & \text{if } \{d + 1, g - 1\} \cap \{b, c\} = \emptyset, \\ C_{\boxtimes} [b, c - 1, d, g + 1 - 1] \end{cases}$$

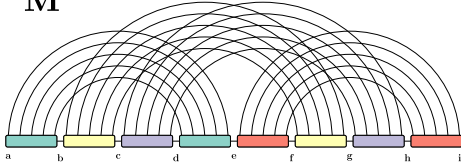
“L”



$$A = \min_{a,c,d,f,g} (B [a, c, d, f] + C_{\boxtimes} [c, d - 1, f, g - 1])$$

$$B [a, c, d, f] = \min_{b,e} (C_{\boxtimes} [b, c - 1, e, f - 1] + C_{\boxtimes} [a, b - 1, d, e - 1])$$

“M”

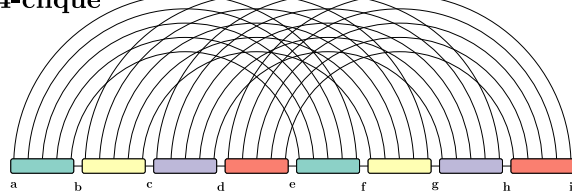


$$A = \min_{a,c,e,f,h,i} (B [a, c, e, f, h] + C_{\boxtimes} [e, f - 1, h, i - 1])$$

$$B [a, c, e, f, h] = \min_{b,d} (C_{\boxtimes} [a, b - 1, d, e - 1] + C [b, d, f, h])$$

$$C [b, d, f, h] = \min_{c,g} (C_{\boxtimes} [c, d - 1, g, h - 1] + C_{\boxtimes} [b, c - 1, f, g - 1])$$

4-clique

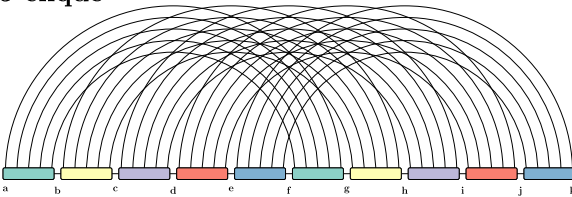


$$A = \min_{a,d,e,h,i} (B [a, d, e, h] + C_{\boxtimes} [d, e - 1, h, i - 1])$$

$$B [a, d, e, h] = \min_{c,g} (C [a, c, e, g] + C_{\boxtimes} [c, d - 1, g, h - 1])$$

$$C [a, c, e, g] = \min_{b,f} (C_{\boxtimes} [b, c - 1, f, g - 1] + C_{\boxtimes} [a, b - 1, e, f - 1])$$

5-clique



$$A = \min_{a,e,f,j,k} (B [a, e, f, j] + C_{\boxtimes} [e, f - 1, j, k - 1])$$

$$B [a, e, f, j] = \min_{d,i} (C [a, d, f, i] + C_{\boxtimes} [d, e - 1, i, j - 1])$$

$$C [a, d, f, i] = \min_{b,g} (D [b, d, g, i] + C_{\boxtimes} [a, b - 1, f, g - 1])$$

$$D [b, d, g, i] = \min_{c,h} (C_{\boxtimes} [c, d - 1, h, i - 1] + C_{\boxtimes} [b, c - 1, g, h - 1])$$

5-cycle

$$A = \min_{a,g,h,j,k} (B [a, g, h, j] + C_{\boxtimes} [g, h - 1, j, k - 1])$$

$$B [a, g, h, j] = \min_{e,f,i} (C_{\boxtimes} [e, f - 1, h, i - 1] + C [a, e | f, g, i, j])$$

$$C [a, e | f, g, i, j] = \min \begin{cases} C' [a, e - 1 | f, g, i, j], & \text{if } e - 1, \notin \{a, f, g, i, j\} \\ C [a + 1, e - 1 | f, g, i, j] + \Delta G(a, e) & \text{if } \{a + 1, e - 1\} \cap \{f, g, i, j\} = \emptyset \end{cases}$$

$$C [a, e | f, g, i, j] = \min \begin{cases} C [a + 1, e | f, g, i, j], & \text{if } a + 1 \notin \{e, f, g, i, j\} \\ C' [a, e - 1 | f, g, i, j], & \text{if } e - 1, \notin \{a, f, g, i, j\} \\ C [a + 1, e - 1 | f, g, i, j] + \Delta G(a, e) & \text{if } \{a + 1, e - 1\} \cap \{f, g, i, j\} = \emptyset, \\ D' [a, e + 1, f, g, i, j] \end{cases}$$

$$D [b, d, f, g, i, j] = \min_c (C_{\boxtimes} [c, d - 1, f, g - 1] + C_{\boxtimes} [b, c - 1, i, j - 1])$$

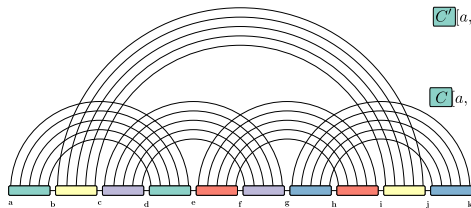


Figure 10 Minimal representative expansions and final equations for the examples of Table 2. The equations have been automatically generated, and the pipeline code is freely available at <https://gitlab.inria.fr/bmarchan/auto-dp>. In particular, the optimal tree decompositions were computed using an exact algorithm proposed by Tamaki [29].