

Introduction

Goal: Quantifying the influence of **uncertain inputs** on **feasible sets** associated to a constrained robust optimization problem.

$$x^* = \arg \min_{x \in \mathcal{X}} \mathbb{E}_U[f(x, U)] \text{ s.t. } \mathbb{P}_U[g(x, U) \leq 0] \geq \alpha.$$


Answer: Performing **Sensitivity analysis** on **excursion sets** Γ_U using **kernel-based** methods. We propose a kernel k_{set} with which we compute **HSIC-ANOVA** indices.

$$(U_1, \dots, U_p) \mapsto \Gamma = \{x \in \mathcal{X}, g(x, U) \leq 0\}$$

Example:

$$\Gamma = \{x \in [-5, 5]^2, x_1^2 + 5x_2 - U_1 + U_2^2 - 1 \leq 0\}$$

→ U_2 seems more influential than U_1 on the feasible sets.



Kernel-based Sensitivity Analysis

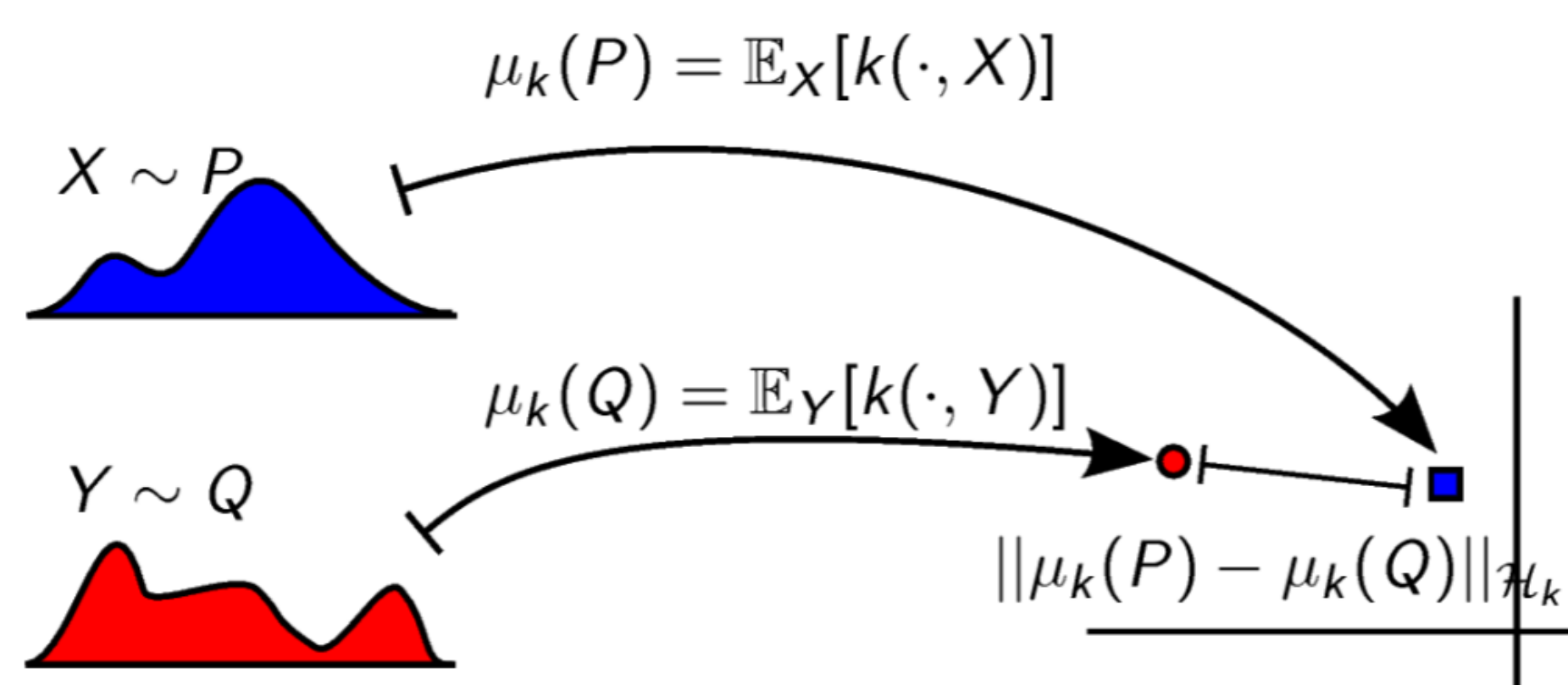


Fig. 1: Kernel mean embedding [6]

With $K = k_X \otimes k_Y$, the Hilbert Schmidt Independence Criterion (HSIC) is given by:

$$\begin{aligned} \text{HSIC}_{k_X, k_Y}(X, Y) &= \|\mu_K(X, Y) - \mu_{k_X}(X) \otimes \mu_{k_Y}(Y)\|_{\mathcal{H}_K}^2 \\ &= \mathbb{E}[k_X(X, X')k_Y(Y, Y')] \\ &\quad + \mathbb{E}[k_X(X, X')]\mathbb{E}[k_Y(Y, Y')] \\ &\quad - 2\mathbb{E}[\mathbb{E}[k_X(X, X')|X]\mathbb{E}[k_Y(Y, Y')|Y]]. \end{aligned}$$

When K is **characteristic** (injectivity of the mean embedding),

$$\text{HSIC}_{k_X, k_Y}(X, Y) = 0 \text{ iff } X \perp Y.$$

→ **screening**

Assuming that the inputs are **independent** and that the input kernels are **ANOVA**,

$$\text{HSIC}(\mathbf{X}, Y) = \sum_{A \subseteq \{1, \dots, d\}} \sum_{B \subseteq A} (-1)^{|A|-|B|} \text{HSIC}(\mathbf{X}_B, Y).$$

HSIC-ANOVA indices [3] are then defined as:

$$S_i^{\text{HSIC}} := \frac{\text{HSIC}(X_i, Y)}{\text{HSIC}(\mathbf{X}, Y)},$$

$$S_{T_i}^{\text{HSIC}} := 1 - \frac{\text{HSIC}(\mathbf{X}_{-i}, Y)}{\text{HSIC}(\mathbf{X}, Y)}$$

and are suited for **ranking** (and screening [5]).

HSIC for set-valued outputs

With $A \Delta B = A \cup B - B \cap A$ and μ the Lebesgue measure, we define a kernel on closed sets by:

$$\forall \Gamma_1, \Gamma_2 \in \mathcal{F}(\mathcal{X}), k_{set}(\Gamma_1, \Gamma_2) = \exp\left(-\frac{\mu(\Gamma_1 \Delta \Gamma_2)}{2\sigma^2}\right).$$

Proposition 1

k_{set} is a kernel [1] and is characteristic.

Given an input U_i and an associated ANOVA kernel k_i , the HSIC on sets that we call H_{set} is defined by:

$$\begin{aligned} H_{set}(U_i, \Gamma) &:= \text{HSIC}_{k_i, k_{set}}(U_i, \Gamma) \\ &= \mathbb{E}[(k_i(U_i, U_i') - 1)k_{set}(\Gamma, \Gamma')]. \end{aligned}$$

It can be estimated with its U-statistic:

$$\widehat{H}_{set}(U_i, \Gamma) = \frac{2}{n(n-1)} \sum_{i < j} (k_i(U_i^{(i)}, U_i^{(j)}) - 1) k_{set}(\Gamma^{(i)}, \Gamma^{(j)}).$$

k_{set} is rarely exactly known and requires to be estimated. Given $X^{(1)}, \dots, X^{(m)}$ an iid sample of $X \sim \mathcal{U}(\mathcal{X})$, we propose the estimator:

$$\widehat{k}_{set}(\Gamma^{(i)}, \Gamma^{(j)}) = e^{-\frac{\mu(\mathcal{X})}{2\sigma^2} \frac{1}{m} \sum_{k=1}^m \mathbb{1}_{\Gamma^{(i)} \Delta \Gamma^{(j)}}(X^{(k)})},$$

leading finally to the **nested** H_{set} estimator:

$$\widehat{\widehat{H}}_{set}(U_i, \Gamma) = \frac{2}{n(n-1)} \sum_{i < j} (k_i(U_i^{(i)}, U_i^{(j)}) - 1) e^{-\frac{\mu(\mathcal{X})}{2\sigma^2} \frac{1}{m} \sum_{k=1}^m \mathbb{1}_{\Gamma^{(i)} \Delta \Gamma^{(j)}}(X^{(k)})}.$$

Proposition 2

The quadratic risk of the nested estimator $\widehat{\widehat{H}}_{set}$ verifies:

$$\mathbb{E} \left(\widehat{\widehat{H}}_{set}(U_i, \Gamma) - H_{set}(U_i, \Gamma) \right)^2 \leq 2 \left(\frac{2\sigma_1^2}{n(n-1)} + \frac{4(n-2)\sigma_2^2}{n(n-1)} + \frac{K^2\sigma_3^2}{m} \right).$$

HSIC-ANOVA indices on sets are then denoted $S_i^{\widehat{\widehat{H}}_{set}}$ and $S_{T_i}^{\widehat{\widehat{H}}_{set}}$.

Toy case 1 [4]

$$\forall x, u \in [-5, 5]^2 \times [-5, 5]^3 \quad g_1(x_1, x_2, u_1, u_2, u_3) = -x_1^2 + 5x_2 - u_1 + u_2^2 - 1$$

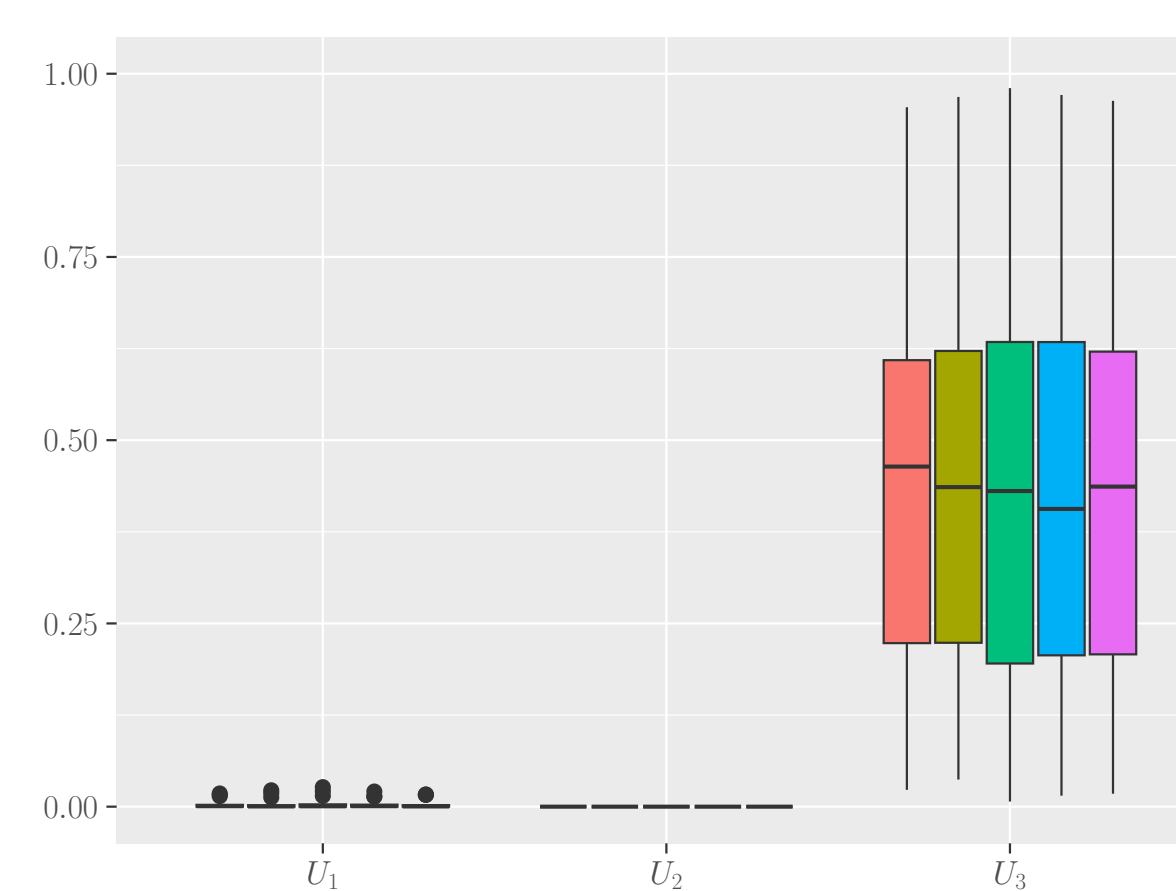


Fig. 2: p-value of $\widehat{\widehat{H}}_{set}$ for $n = m = 100$

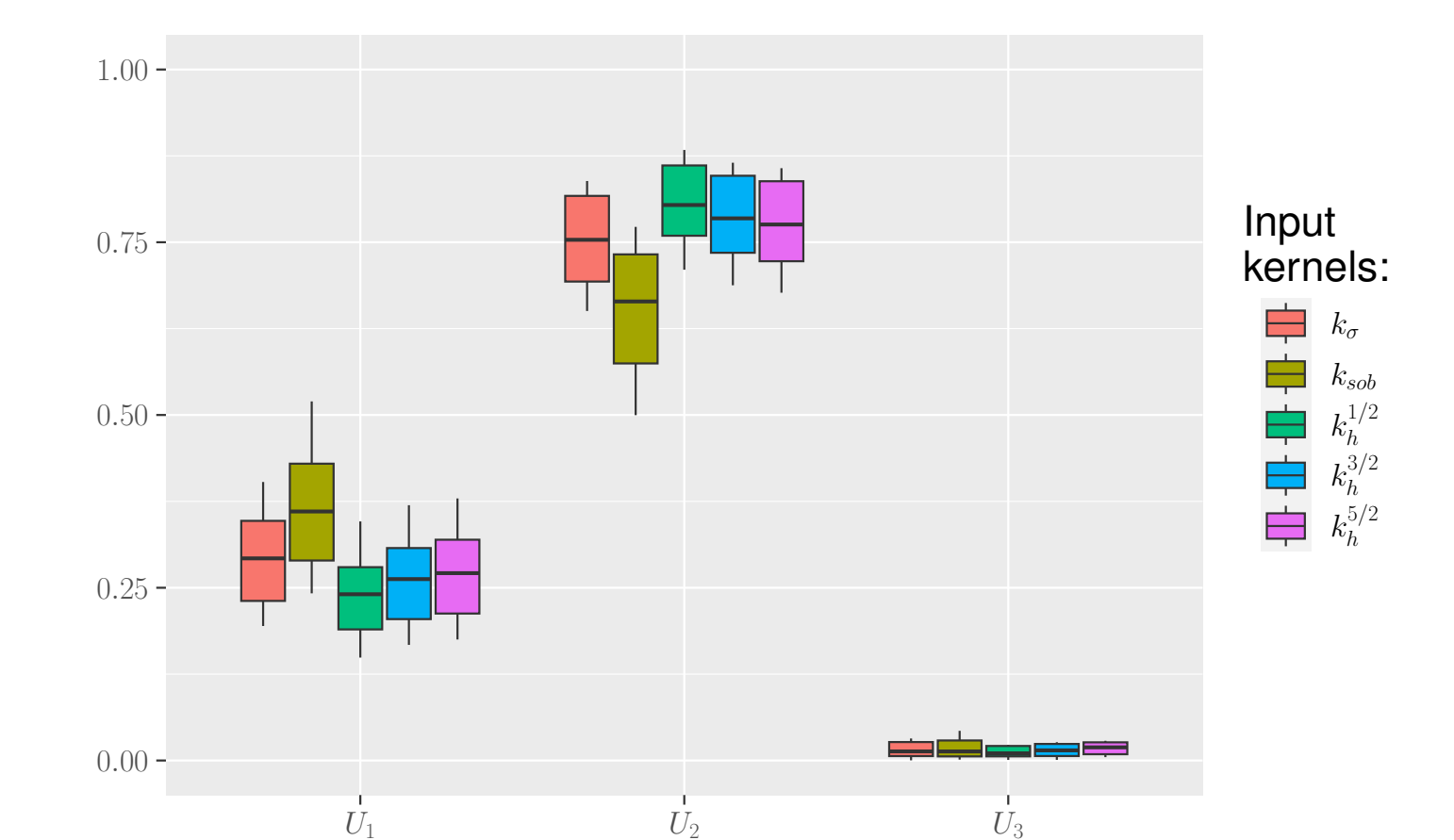


Fig. 3: $S_{T_i}^{\widehat{\widehat{H}}_{set}}$ for $n = m = 100$

Toy case 2 [2]

$$g_2(x_1, x_2, u_1, u_2, u_p, u_{r_1}, u_{r_2}) = u_{r_2} - \max_{t \in [0, T]} \mathcal{Y}''(x_1 + u_1, x_2 + u_2, u_p; t),$$

with $\mathcal{Y}(x_1 + u_1, x_2 + u_2, u_p; t)$ the solution of the harmonic oscillator defined by:

$$(x_1 + u_1)\mathcal{Y}''(t) + u_p\mathcal{Y}'(t) + (x_2 + u_2)\mathcal{Y}(t) = \eta(t).$$

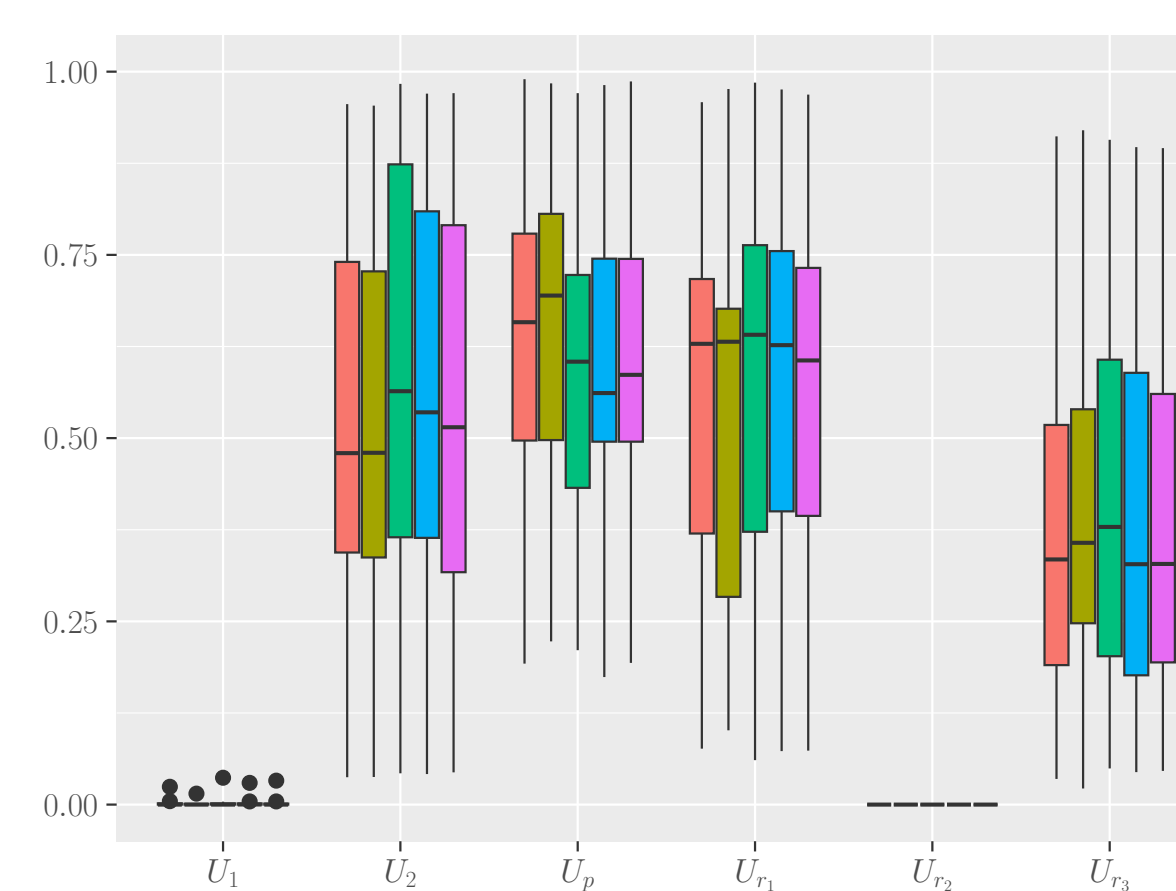


Fig. 4: p-value of $\widehat{\widehat{H}}_{set}$ for $n = m = 100$

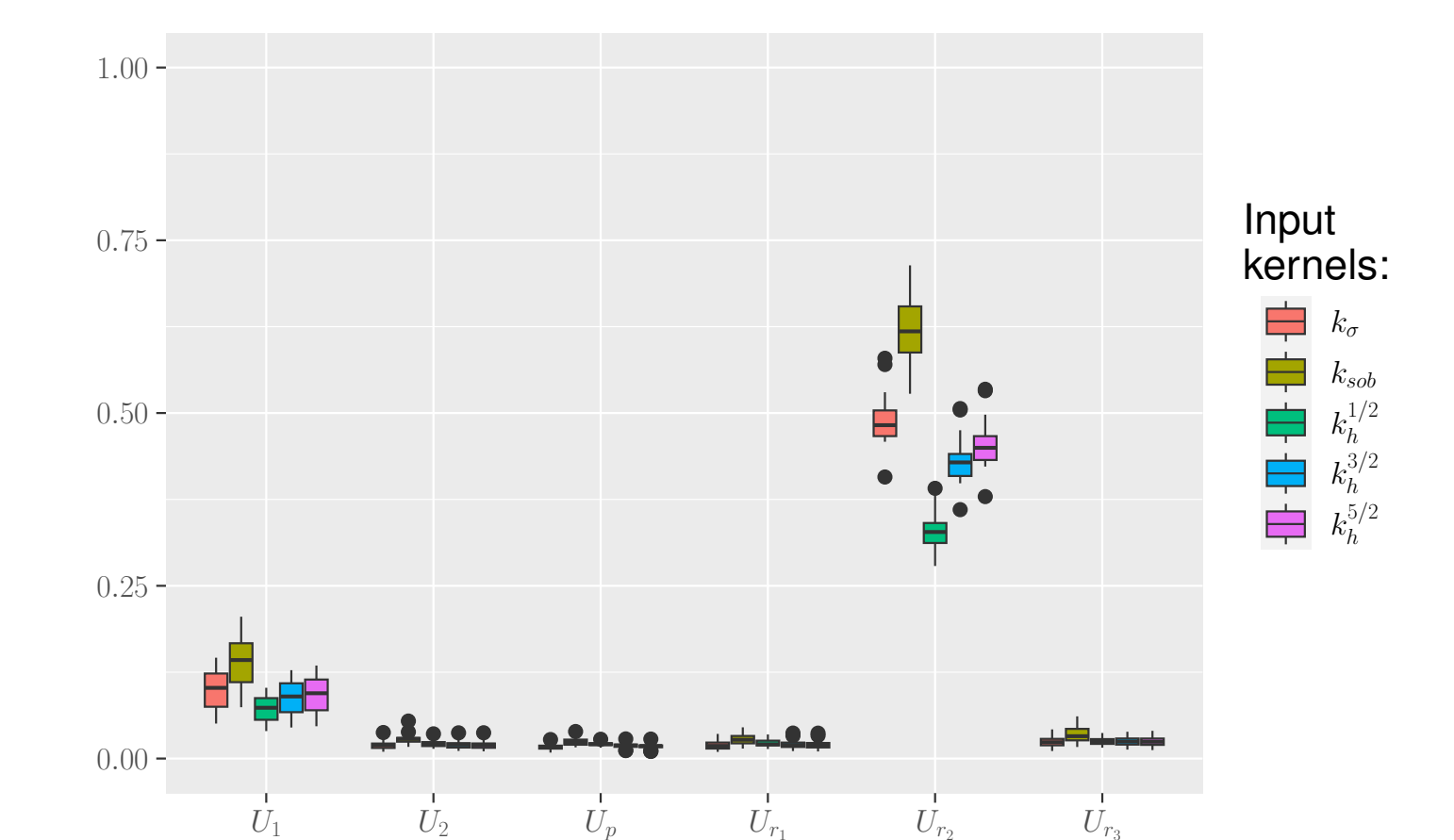


Fig. 5: $S_{T_i}^{\widehat{\widehat{H}}_{set}}$ for $n = m = 100$

Outlook

- ▶ Testing the indices on **industrial applications** (as viability kernels, or air pollutant concentration maps) and compared to other indices defined for set-valued output models.
- ▶ Incorporating this method inside a **robust optimization** methodology: reducing the uncertain input space dimension to get cheaper meta-models.

References

- [1] P. Balança, E. Herbin. A set-indexed Ornstein-Uhlenbeck process. 2012.
- [2] A. Cousin et al. A two-step procedure for time-dependent reliability-based design optimization involving piece-wise stationary Gaussian processes. 2022.
- [3] S. da Veiga. Kernel-based ANOVA decomposition and Shapley effects - Application to global sensitivity analysis. 2021.
- [4] R. El Amri et al. A sampling criterion for constrained Bayesian optimization with uncertainties. 2021
- [5] G. Sarazin et al. Test d'indépendance basé sur les indices HSIC-ANOVA d'ordre total. 2022.
- [6] D. Sejdinovic. Learning with Approximate Kernel Embeddings. RegML Workshop. 2017.