



HAL
open science

Attentional markers during auditory BCI: healthy subjects and patients with locked-in syndrome

Perrine Rose Rose Seguin, Emmanuel Maby, Anatole Otman, Mélodie Fouillen, Dominique Morlet, Jacques Luauté, Pascal Giraux, Jérémie Mattout

► **To cite this version:**

Perrine Rose Rose Seguin, Emmanuel Maby, Anatole Otman, Mélodie Fouillen, Dominique Morlet, et al.. Attentional markers during auditory BCI: healthy subjects and patients with locked-in syndrome. *Cortico days 2022*, Mar 2022, Autrans, France. . <hal-04095581>

HAL Id: hal-04095581

<https://hal.science/hal-04095581v1>

Submitted on 11 May 2023

HAL is a multi-disciplinary open access archive for the deposit and dissemination of scientific research documents, whether they are published or not. The documents may come from teaching and research institutions in France or abroad, or from public or private research centers.

L'archive ouverte pluridisciplinaire **HAL**, est destinée au dépôt et à la diffusion de documents scientifiques de niveau recherche, publiés ou non, émanant des établissements d'enseignement et de recherche français ou étrangers, des laboratoires publics ou privés.



Distributed under a Creative Commons CC BY 4.0 - Attribution - International License

Introduction

Syndrome (Complete) Locked-in Syndrome

Pathologies Brainstem lesion, Severe cerebriolesion, Amyotrophic Lateral Sclerosis

Impairments Motor +/- Sensory +/- Cognitive

Activity limitations Communication

Aims : Detect consciousness and restore communication
How ? With an auditory Brain-Computer Interface (BCI)

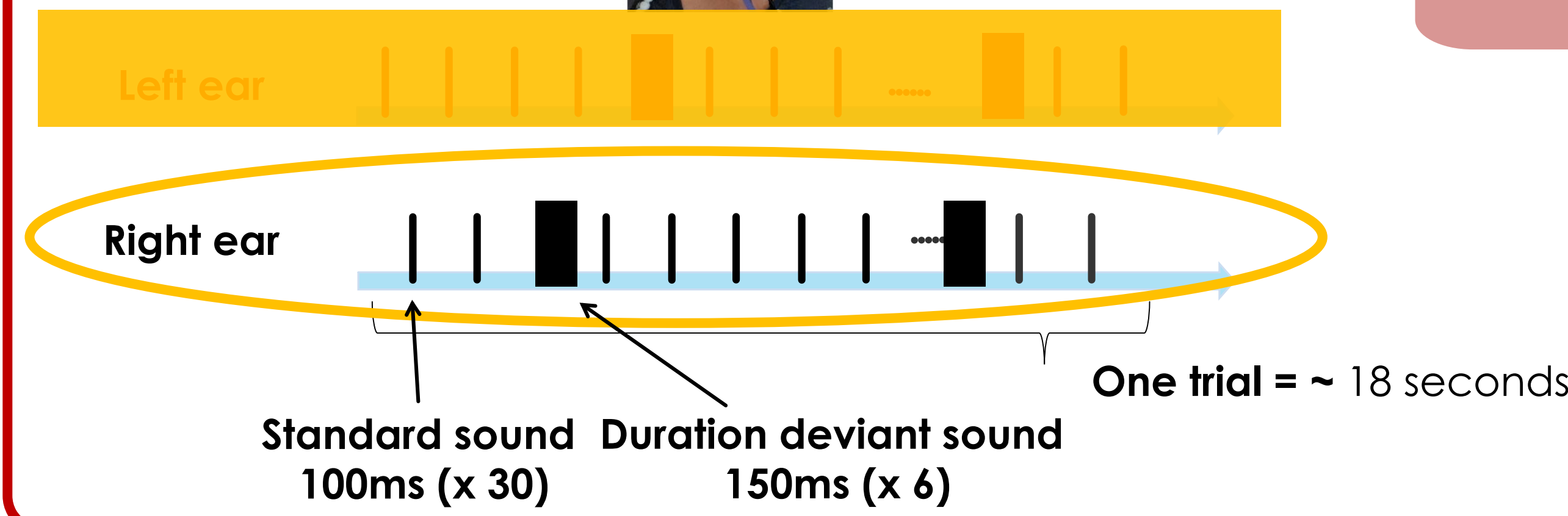
Protocol

Instructions: To answer « Yes » : Please, pay attention to the right audio stream and try to count the deviant sound « Yes », without paying attention to the left.

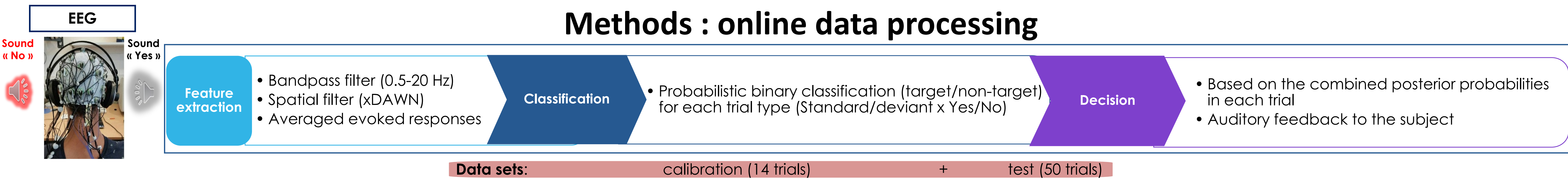


Analysis:
-Online (real-time) : BCI accuracy**
-Offline (a posteriori) :
▪ evoked responses,
▪ design optimization

Datasets:
- 18 healthy subjects
- 7 patients



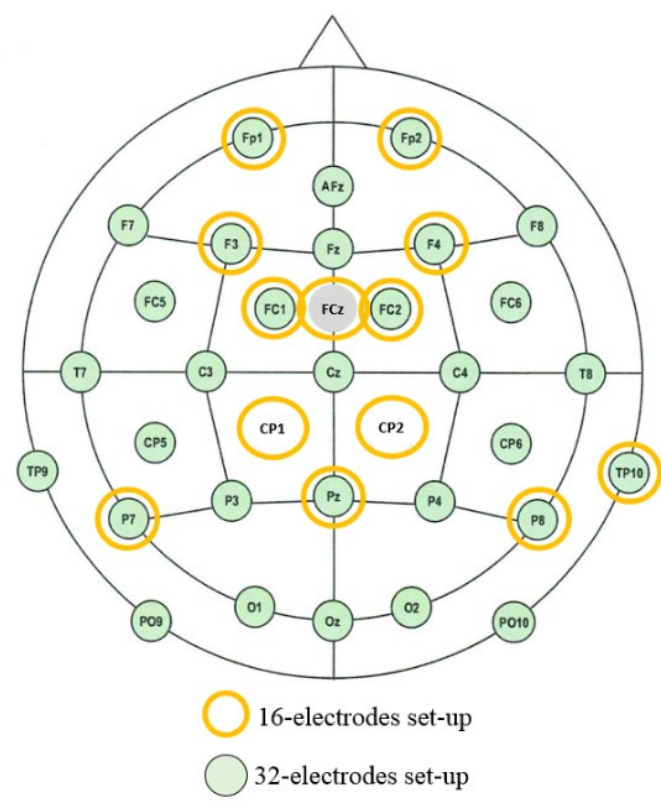
Methods : online data processing



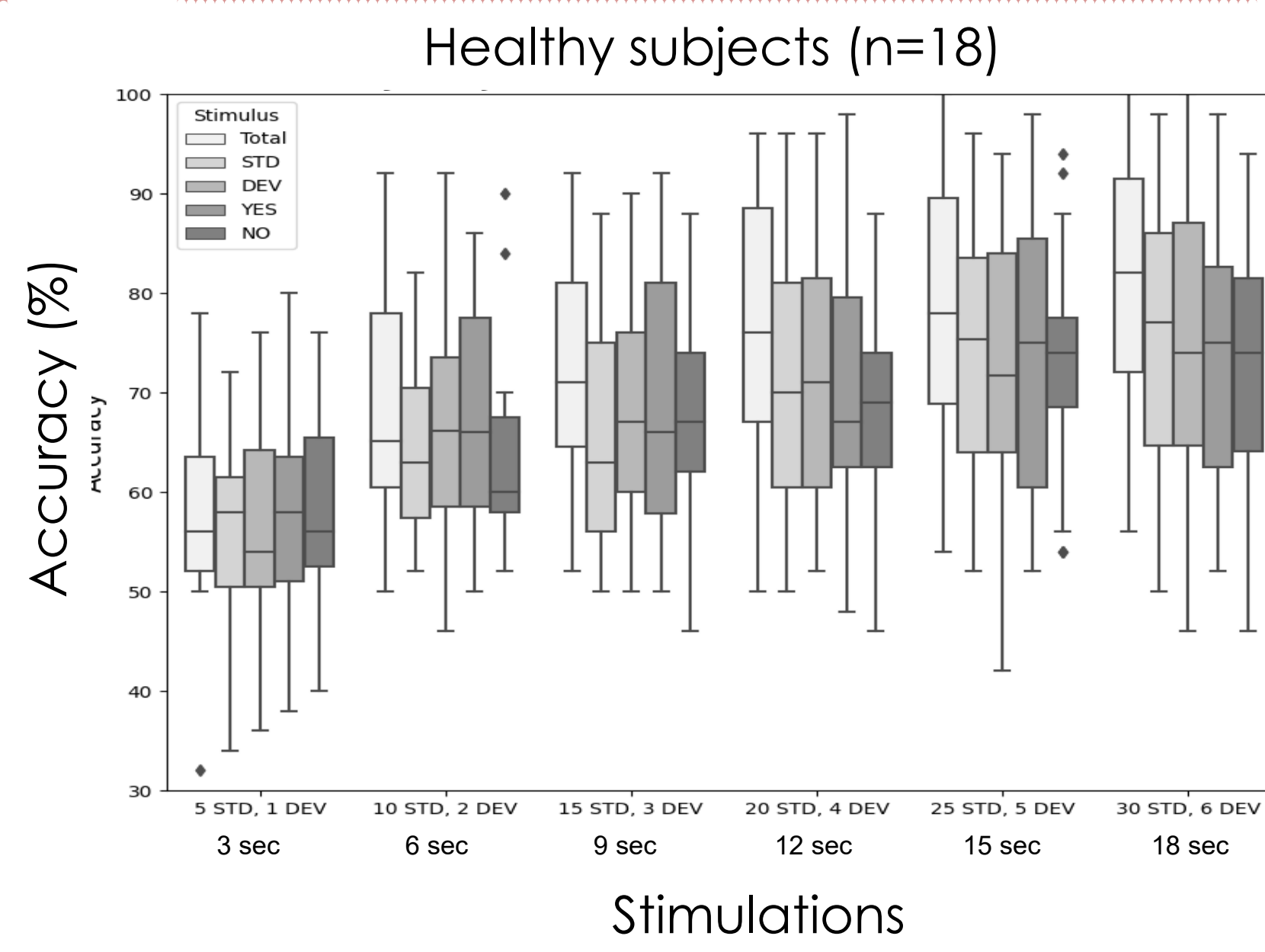
Offline results

Offline reduction of the number of electrodes

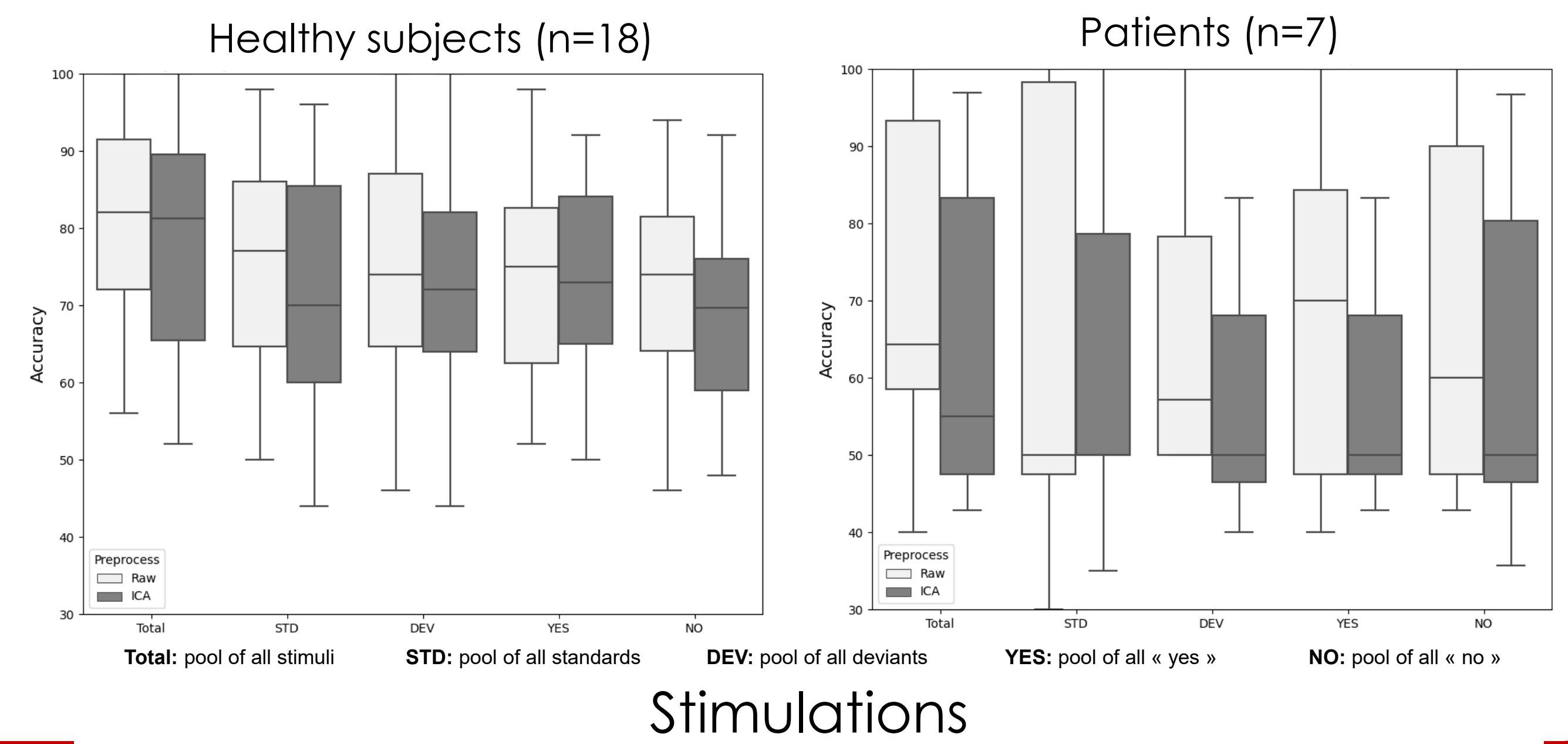
	32 electrodes	15 electrodes
Accuracy	~ 86%	~81%



Offline reduction of trial duration



Effect of ICA pre-processing

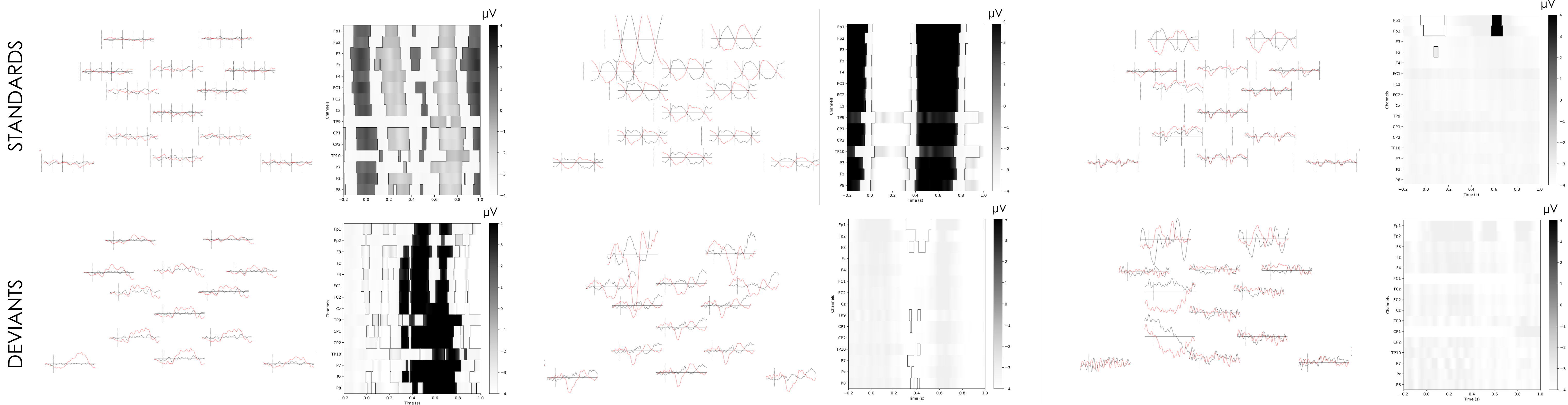


Individual evoked potentials

Healthy subject
Accuracy: 100%

Patient with online BCI control
Accuracy: 100%
Amyotrophic lateral sclerosis

Patient without BCI control
Brainstem injury



— Attended | 1sec, [5 μV
— Ignored | Stimuli onset

	Healthy subjects	Patients
Response to deviance	94 % (17/18)	29 % (2/7)
Attentional modulation on STD	83 % (15/18)	29 % (2/7)
Attentional modulation on DEV	72 % (13/18)	42 % (3/7)

Discussion

Attentional markers

- **Standards:** a steady-state potential arises at the frequency of the attended stimulus, its shape varies across subjects
- **Deviants:** they elicit a P3b component

Clinical results

- Even when they control the BCI, patients show abnormal attentional modulation patterns
- The impact of oculomotor impairment onto covert attention has to be further explored

Conclusion

Auditory BCI

- Show a drop of performance in conscious but severely paralyzed patients
- Patients tend to show a very frontal activity that has to be explored
- Attention abilities may be affected in case of severe (oculo-)motor impairment