



HAL
open science

A staggered scheme with non-conforming refinement for the Navier-Stokes equations

Fabrice Babik, Jean-Claude Latché, Bruno Piar, Khaled Saleh

► **To cite this version:**

Fabrice Babik, Jean-Claude Latché, Bruno Piar, Khaled Saleh. A staggered scheme with non-conforming refinement for the Navier-Stokes equations. Finite volumes for complex applications VII, Jun 2014, Berlin, Germany. pp.87-95, <10.1007/978-3-319-05684-5_7>. {hal-04095021}

HAL Id: hal-04095021

<https://hal.science/hal-04095021v1>

Submitted on 15 May 2023

HAL is a multi-disciplinary open access archive for the deposit and dissemination of scientific research documents, whether they are published or not. The documents may come from teaching and research institutions in France or abroad, or from public or private research centers.

L'archive ouverte pluridisciplinaire HAL, est destinée au dépôt et à la diffusion de documents scientifiques de niveau recherche, publiés ou non, émanant des établissements d'enseignement et de recherche français ou étrangers, des laboratoires publics ou privés.



HAL Authorization

A staggered scheme with non-conforming refinement for the Navier-Stokes equations

Fabrice Babik, Jean-Claude Latché, Bruno Piar and Khaled Saleh

Abstract We propose a numerical scheme for the incompressible Navier-Stokes equations. The pressure is approximated at the cell centers while the vector valued velocity degrees of freedom are localized at the faces of the cells. The scheme is able to cope with unstructured non-conforming meshes, involving hanging nodes. The discrete convection operator, of finite volume form, is built with the purpose to obtain an L^2 -stability property, or, in other words, a discrete equivalent to the kinetic energy identity. The diffusion term is approximated by extending the usual Rannacher-Turek finite element to non-conforming meshes. The scheme is first order in space for energy norms, as shown by the numerical experiments.

1 Introduction

Let Ω be an open bounded connected subset of \mathbb{R}^d , with $d \in \{2, 3\}$, which is supposed to be polygonal if $d = 2$ and polyhedral if $d = 3$. Let $T \in \mathbb{R}^+$. We address in this paper the system of incompressible Navier-Stokes equations:

$$\partial_t \mathbf{u} + \operatorname{div}(\mathbf{u} \otimes \mathbf{u}) - \mu \Delta \mathbf{u} + \nabla p = 0, \quad \text{on } \Omega \times (0, T), \quad (1a)$$

$$\operatorname{div} \mathbf{u} = 0, \quad \text{on } \Omega \times (0, T), \quad (1b)$$

$$\mathbf{u}|_{\partial\Omega} = \mathbf{u}_{\partial\Omega}, \quad \mathbf{u}|_{t=0} = \mathbf{u}_0. \quad (1c)$$

The variables $\mathbf{u} \in \mathbb{R}^d$ and $p \in \mathbb{R}$ are the velocity and the pressure in the flow, and μ is a positive constant viscosity. The initial condition \mathbf{u}_0 is supposed to be divergence-free, and the integral of $\mathbf{u}_{\partial\Omega} \cdot \mathbf{n}_{\partial\Omega}$ over $\partial\Omega$ vanishes, where $\mathbf{n}_{\partial\Omega}$ stands for the normal vector to $\partial\Omega$ outward Ω .

We develop in this paper a projection scheme to approximate the solution of (1), based on a staggered space discretization and able to cope with non-conforming mesh refinement. During the last years, a research program has been undertaken to develop staggered schemes satisfying a discrete kinetic energy balance [1, 5]. This point is crucial with respect to many issues: it readily provides stability estimates,

Fabrice Babik, Jean-Claude Latché, Bruno Piar and Khaled Saleh
Institut de radioprotection et de sûreté nucléaire (IRSN),
e-mail: [fabrice.babik, jean-claude.latche, bruno.piar, khaled.saleh]@irsn.fr

a property which is a prerequisite for LES applications, and, last but not least, it is a starting point for the extension of the schemes to compressible flows (shallow water, compressible Navier-Stokes and Euler equations). The difficulty lies in the definition of the velocity convection operator, which must be in some sense consistent with the discrete mass balance; the definition of this operator is thus intricate and, to our knowledge, novel, at least for density variable flows. The objective of the present paper is to show how to extend this definition to non-conforming meshes. We first define admissible meshes (Section 2), then describe the scheme (Section 3) and finally present some numerical experiments to assess its behavior (Section 4).

2 Definition of the meshes

Let \mathcal{M} be a decomposition of the domain Ω either in convex quadrilaterals ($d = 2$) or hexahedra ($d = 3$). The mesh \mathcal{M} is supposed to be obtained from a usual finite element regular discretization (e.g. [4]) by recursively splitting some cells in 2^d sub-cells obtained by joining every two opposite face centers (Fig. 1). We allow at most one hanging node at the mass center of a cell face, which means that the maximum level of refinement between two adjacent cells is one.

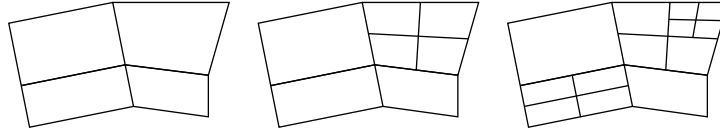


Fig. 1 An example of admissible mesh refinement.

We denote by $\mathcal{E}(K)$ the set of the faces of an element $K \in \mathcal{M}$. We exclude the presence of a node in the interior of a face, *i.e.* we split an initial face in 2^{d-1} faces if one of the cells adjacent to the face is split. The number of faces, $N_K^\mathcal{E}$, of a cell K thus ranges between $2d$ and $2^d d$. Let $\mathcal{E} = \cup_{K \in \mathcal{M}} \mathcal{E}(K)$, $\mathcal{E}_{\text{ext}} = \{\sigma \in \mathcal{E}, \sigma \subset \partial\Omega\}$ and $\mathcal{E}_{\text{int}} = \mathcal{E} \setminus \mathcal{E}_{\text{ext}}$. A face $\sigma \in \mathcal{E}_{\text{int}}$ separating the cells K and L is denoted by $K|L$. For $\sigma \in \mathcal{E}(K)$, $\mathbf{n}_{K,\sigma}$ is the unit normal vector to σ outward K . Hereafter, $|\cdot|$ stands for the d - or $(d-1)$ -dimensional measure of a subset of \mathbb{R}^d or \mathbb{R}^{d-1} respectively.

We define a dual mesh associated with the faces \mathcal{E} as follows. When $K \in \mathcal{M}$ is a rectangle or a cuboid, for $\sigma \in \mathcal{E}(K)$, we define the half-diamond cell $D_{K,\sigma}$ as the cone with basis σ and with vertex the mass center of K (see Fig. 2). We thus obtain a partition of K in $N_K^\mathcal{E}$ sub-volumes, each sub-volume having a measure $|D_{K,\sigma}|$ equal to $|K|/(2d)$, when σ has not been split, or $|K|/(2^d d)$ otherwise. We extend this definition to general quadrangles and hexahedra, by supposing that we have built a partition with the same connectivities and the same ratio between the volumes of the half-diamonds and of the cell. For $\sigma \in \mathcal{E}_{\text{int}}$, $\sigma = K|L$, we now define the dual (or diamond) cell D_σ associated with σ by $D_\sigma = D_{K,\sigma} \cup D_{L,\sigma}$. For $\sigma \in \mathcal{E}(K) \cap \mathcal{E}_{\text{ext}}$, we define $D_\sigma = D_{K,\sigma}$. We denote by $\tilde{\mathcal{E}}(D_\sigma)$ the set of faces of D_σ , and by $\varepsilon = D_\sigma|D_{\sigma'}$ the face separating two dual cells D_σ and $D_{\sigma'}$ (see Fig. 2).

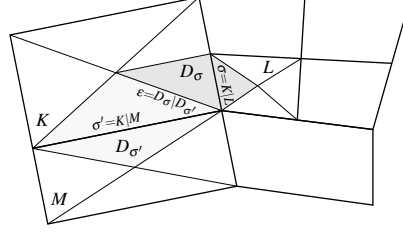


Fig. 2 Notations for control volumes and diamond cells.

3 The pressure correction scheme

3.1 General form of the scheme

The space discretization is staggered in the sense that the pressure and the velocity are piecewise constant functions respectively on the primal and dual mesh. The initial discrete velocity is defined on a dual cell D_σ , $\sigma \in \mathcal{E}_{\text{int}}$, by the mean value \mathbf{u}_σ^0 of the function \mathbf{u}_0 over the face σ . The Dirichlet boundary condition is taken into account by setting \mathbf{u}_σ^n to the mean value of $\mathbf{u}_{\partial\Omega}$ over σ , for all $\sigma \in \mathcal{E}_{\text{ext}}$ and all $n \geq 0$. We consider a constant time step δt . As usual [9, 3, 6], the projection scheme is a two-step algorithm:

Prediction step – Find $(\mathbf{u}_\sigma^*)_{\sigma \in \mathcal{E}_{\text{int}}}$ such that:

$$\frac{1}{\delta t}(\mathbf{u}_\sigma^* - \mathbf{u}_\sigma^n) + \frac{1}{|D_\sigma|} \sum_{\varepsilon \in \mathcal{E}(D_\sigma)} F_{\sigma,\varepsilon}^n \mathbf{u}_\varepsilon^* - \mu (\Delta \mathbf{u})_\sigma^* + (\nabla p)_\sigma^n = 0, \quad \sigma \in \mathcal{E}_{\text{int}}, \quad (2a)$$

Correction step – Find $(\mathbf{u}_\sigma^{n+1})_{\sigma \in \mathcal{E}_{\text{int}}}$ and $(p_K^{n+1})_{K \in \mathcal{M}}$ such that:

$$\frac{1}{\delta t}(\mathbf{u}_\sigma^{n+1} - \mathbf{u}_\sigma^*) + (\nabla p)_\sigma^{n+1} - (\nabla p)_\sigma^n = 0, \quad \sigma \in \mathcal{E}_{\text{int}}, \quad (2b)$$

$$\sum_{\sigma \in \mathcal{E}(K)} F_{K,\sigma}^{n+1} = 0, \quad \text{with } F_{K,\sigma}^{n+1} = |\sigma| \mathbf{u}_\sigma^{n+1} \cdot \mathbf{n}_{K,\sigma}, \quad K \in \mathcal{M}. \quad (2c)$$

The pressure gradient is built as the dual operator of the discrete divergence:

$$(\nabla p)_\sigma = \frac{|\sigma|}{|D_\sigma|} (p_L - p_K) \mathbf{n}_{K,\sigma}, \quad \sigma = K|L.$$

The discretization of the diffusion term relies on the so-called "rotated bi-linear element" introduced by Rannacher and Turek [8]. The reference element \widehat{K} is the unit d -cube $(0, 1)^d$, and the discrete functional space is:

$$\tilde{Q}_1(\widehat{K}) = \text{span} \{1, (\mathbf{x}_i)_{i=1,\dots,d}, (\mathbf{x}_i^2 - \mathbf{x}_{i+1}^2)_{i=1,\dots,d-1}\}.$$

When there is no hanging node on a face σ , we impose the jump through the face to have a zero mean value. When there is a hanging node, we only impose to zero the integral of the jump through the initial face. Hence, the set $\{\zeta_\sigma, \sigma \in \mathcal{E}_{\text{int}}\}$ of nodal functions associated with the Rannacher-Turek element is defined as follows. When no vertices of $\sigma = K|L$ is a hanging node, we define ζ_σ such that $\text{supp}(\zeta_\sigma) \subset K \cup L$, for all $K \in \mathcal{M}$, $\zeta_\sigma|_K$ belongs to the Rannacher-Turek local discrete space of K (i.e. the image of the space $\tilde{Q}_1(\hat{K})$ by the Q_1 mapping) and:

$$\frac{1}{|\sigma|} \int_\sigma \zeta_\sigma = 1 \text{ and, for all } \sigma' \in \mathcal{E}, \sigma' \neq \sigma, \int_{\sigma'} \zeta_\sigma = 0. \quad (3)$$

When one of the vertices of $\sigma = K|L$ is a hanging node, it means that σ separates a cell obtained by splitting the mesh, say L , from an unsplit one, say K . The support of ζ_σ is still $K \cup L$ and on L , ζ_σ is still given by (3). Let Σ be the initial face of K including σ , and let ζ_Σ be the Rannacher-Turek usual shape function (i.e. the function satisfying an analogue of (3) on the initial mesh). Then, we define ζ_σ on K by $\zeta_\sigma(\mathbf{x}) = \frac{|\sigma|}{|\Sigma|} \zeta_\Sigma(\mathbf{x})$.

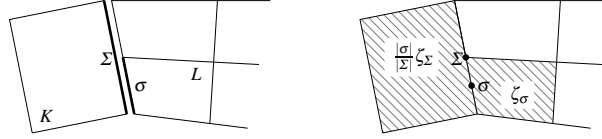


Fig. 3 Piecewise definition of ζ_σ .

Finally, dropping the time index, the discretization of the diffusion term reads:

$$-(\Delta \mathbf{u})_\sigma = \frac{1}{|D_\sigma|} \sum_{K \in \mathcal{M}} \int_K \sum_{\sigma' \in \mathcal{E}'(K)} \mathbf{u}_{\sigma'} (\nabla \zeta_{\sigma'} \cdot \nabla \zeta_\sigma). \quad (4)$$

In the convection term, the velocity interpolates at the internal dual faces \mathbf{u}_ε^* is chosen centered: $\mathbf{u}_\varepsilon = (\mathbf{u}_\sigma + \mathbf{u}_{\sigma'})/2$, for $\varepsilon = D_\sigma|D'_\sigma$. To make the description of the scheme complete, we now only need to define the mass fluxes through the dual faces $(F_{\sigma,\varepsilon}^n)_{\varepsilon \in \mathcal{E}^\varepsilon}$: this is the purpose of the next section.

3.2 Discrete kinetic energy and mass fluxes

The discrete mass fluxes through the faces of the dual mesh are built so that a finite volume discretization of the divergence constraint (1b) holds over the dual cells:

$$\sum_{\varepsilon \in \mathcal{E}^\varepsilon(D_\sigma)} F_{\sigma,\varepsilon}^n = 0, \quad \sigma \in \mathcal{E}_{\text{int}}. \quad (5)$$

This is crucial in order to reproduce, at the discrete level, the derivation of a kinetic energy balance equation, thus ensuring discrete analogues of the usual $L^\infty(L^2)$ - and $L^2(H^1)$ - stability estimates for the velocity. It may be shown that Relation (5) holds if the dual fluxes are computed from the primal ones $(F_{K,\sigma}^n)_{\sigma \in \mathcal{L}(K)}$ at the previous time-step so as to satisfy the following three constraints (see [1, 5] for details):

- (H1) – For all primal cell K in \mathcal{M} , the set $(F_{\sigma,\varepsilon})_{\varepsilon \subset K}$ of dual fluxes through faces included in K satisfies the following linear system, with $\xi_K^\sigma = |D_{K,\sigma}|/|K|$:

$$F_{K,\sigma} + \sum_{\varepsilon \in \tilde{\mathcal{L}}(D_\sigma), \varepsilon \subset K} F_{\sigma,\varepsilon} = \xi_K^\sigma \sum_{\sigma' \in \mathcal{L}(K)} F_{K,\sigma'}, \quad \forall \sigma \in \mathcal{L}(K). \quad (6)$$

- (H2) – The dual fluxes are conservative: $F_{\sigma,\varepsilon} = -F_{\sigma',\varepsilon}$ for all $\varepsilon = D_\sigma|D_{\sigma'}$.
- (H3) – The dual fluxes are a bounded function of the primal ones $(F_{K,\sigma})_{\sigma \in \mathcal{L}(K)}$:

$$|F_{\sigma,\varepsilon}| \leq C \max \{|F_{K,\sigma}|, \sigma \in \mathcal{L}(K)\}, \quad K \in \mathcal{M}, \sigma \in \mathcal{L}(K), \varepsilon \in \tilde{\mathcal{L}}(D_\sigma), \varepsilon \subset K.$$

3.2.1 Dual fluxes for non-refined meshes

The system of equations (6) has an infinity of solutions, which makes necessary to impose in addition the constraint (H3). Since (6) is linear with respect to the $F_{\sigma,\varepsilon}$, $\sigma \in \mathcal{L}(K)$, $\varepsilon \in \tilde{\mathcal{L}}(D_\sigma)$, $\varepsilon \subset K$, a solution of (6) may thus be expressed as:

$$F_{\sigma,\varepsilon} = \sum_{\sigma' \in \mathcal{L}(K)} (\alpha_K)_{\sigma'}^\sigma F_{K,\sigma'}, \quad \sigma \in \mathcal{L}(K), \varepsilon \in \tilde{\mathcal{L}}(D_\sigma) \text{ and } \varepsilon \subset K,$$

and (H3) is equivalent to requiring bounded coefficients $((\alpha_K)_{\sigma'}^\sigma)_{\sigma, \sigma' \in \mathcal{L}(K)}$. In addition, since $\xi_K^\sigma = 1/(2d)$ for all $K \in \mathcal{M}$ and $\sigma \in \mathcal{L}(K)$, system (6) is completely independent from the cell K under consideration. We may thus consider a particular geometry for K , let us say $K = (0, 1)^d$, and find an expression for the coefficients $((\alpha_K)_{\sigma'}^\sigma)_{\sigma, \sigma' \in \mathcal{L}(K)}$ which we will apply to all the cells, thus automatically satisfying the constraint (H3). A technique for this computation is described in [1, Section 3.2]. The idea is to build a momentum field \mathbf{w} with a constant divergence and such that $\int_\sigma \mathbf{w} \cdot \mathbf{n}_{K,\sigma} d\sigma(\mathbf{x}) = F_{K,\sigma}$, for all $\sigma \in \mathcal{L}(K)$. Then, an easy computation shows that the definition $F_{\sigma,\varepsilon} = \int_\varepsilon \mathbf{w} \cdot \mathbf{n}_{\sigma,\varepsilon} d\sigma(\mathbf{x})$ satisfies (6). The set of coefficients $((\alpha_K)_{\sigma'}^\sigma)_{\sigma, \sigma' \in \mathcal{L}(K)}$ obtained for a quadrangle is given in [1, Section 3.2]; extension to the three-dimensional case is straightforward.

3.2.2 Dual fluxes for 2D-refined meshes

Here again, we may restrict the computation to square cells. In 2D, if a primal cell is surrounded with four refined cells, the half-diamond cells are obtained by splitting the cell in four sub-squares, each one being split in two triangles. Hence, eight dual fluxes must be computed; if some of the neighboring cells are not refined, one uses a

coarsening procedure. We begin with computing the dual fluxes across the four sub-squares faces (solid gray color in Fig. 4) so that (6) holds, with $(F_{K,\sigma})_{\sigma \in \mathcal{L}(K)}$ denoted here by F_i ($4 \leq i \leq 11$) and $F_{\sigma,\varepsilon}$, $\sigma \in \mathcal{L}(K)$, $\varepsilon \subset K$ denoted here by \tilde{F}_i ($4 \leq i \leq 7$). The linear system to solve has a one dimensional kernel and a particular solution satisfying (H3) is given in Fig. 4. Then, the dual fluxes across the diagonal faces \tilde{F}_i ($0 \leq i \leq 3$) (dashed gray color in Fig. 4) are computed by isolating the sub-squares and applying the procedure described above for the non-refined case.

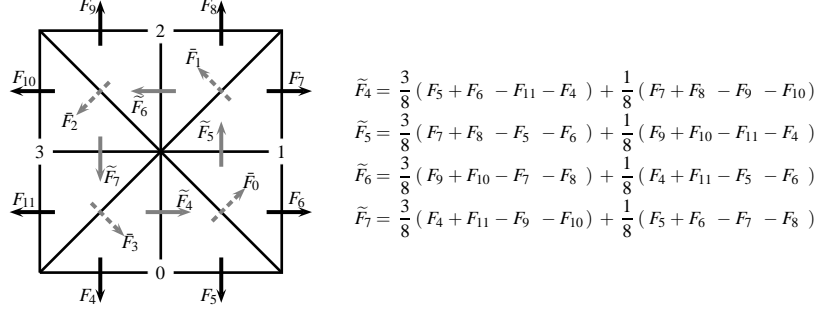


Fig. 4 Dual fluxes for the neighboring cell of refined cells (2D case).

3.2.3 Dual fluxes for 3D-refined meshes

The procedure is the same as in the 2D-case. The first step consists in splitting the cube in eight sub-cubes and computing the dual fluxes across the faces of these sub-cubes. The formula of one of these intermediate fluxes \tilde{F} is given in Fig. 5. The computation of the other fluxes across the faces separating two sub-cubes is deduced by permutations of the indices.

In the second step, each sub-cube is split in 3 half-diamonds of equal volumes. One obtains 24 half-diamonds and 48 internal half-diamond faces of two possible types (see Fig.6). The dual fluxes across these faces are obtained by isolating the sub-cubes and applying the procedure described above for the non-refined case.

4 Numerical test

We assess the behavior of the proposed numerical scheme on an exact analytical solution to the stationary Navier-Stokes equations known as the Kovasznay flow [7]. Computations are performed with the free software CALIF³S developed at IRSN [2]. The velocity and pressure fields are given by:

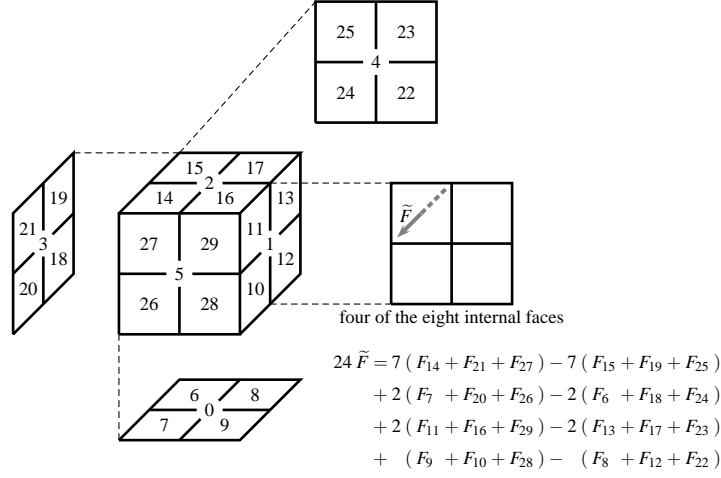


Fig. 5 Intermediate dual fluxes for the neighboring cell of refined cells (3D case).

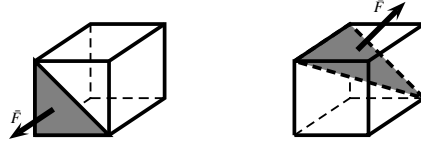


Fig. 6 Two possible types of internal half-diamond faces (3D case).

$$\mathbf{u} = \begin{bmatrix} 1 - e^{\lambda x} \cos(2\pi y) \\ \frac{\lambda}{2\pi} e^{\lambda x} \sin(2\pi y) \end{bmatrix}, \quad p = \frac{1}{2} (1 - e^{2\lambda x}), \quad \lambda = \frac{1}{2\mu} - \left(\frac{1}{4\mu^2} + 4\pi^2 \right)^{1/2},$$

where μ stands for the viscosity of the flow, taken here as $\mu = 1/40$. The computational domain is $\Omega = (-0.5, 1) \times (-0.5, 1.5)$. The mesh is built from a regular $n \times n$ grid, where we refine the sub-domain $\Omega_f = (-0.5, 0.5) \times (-0.5, 0.5) \cup (0.5, 1) \times (0.5, 1.5)$ by splitting each (square) cell included in Ω_f in four sub-squares. The solution is computed by the projection scheme, by letting a fictitious transient tend to the desired steady state. Boundary conditions are given by the analytical solution. The obtained numerical errors for various values of n are gathered in the following table, where $\mathbf{u}_{\text{exact}}$ and p_{exact} stand for the exact velocity and pressure, respectively.

n	$\ \mathbf{u} - \mathbf{u}_{\text{exact}}\ _{L^2(\Omega)}$	$\ p - p_{\text{exact}}\ _{L^2(\Omega)}$
10	0.183	0.0812
20	0.0384	0.0334
40	0.00825	0.0158
80	0.00211	0.00782

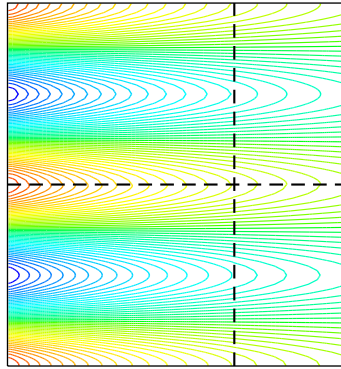


Fig. 7 Contour lines of the field u_1 . The dashed lines materialize the boundary of the refined area (bottom-left and top-right sub-domains).

The observed order of convergence in L^2 -norm is approximately 2 for the velocity and 1 for the pressure. The contour lines of the first component of the velocity are drawn on Fig. 7. We may check that no spurious perturbation appears along the lines separating the refined and non-refined parts of the computational domain (in other words, the lines composed by the union of the faces including a hanging node). The theoretical study of this scheme is underway, and the error analysis confirms these experiments.

References

1. Ansanay-Alex, G., Babik, F., Latché, J.C., Vola, D.: An L^2 -stable approximation of the Navier-Stokes convection operator for low-order non-conforming finite elements. *International Journal for Numerical Methods in Fluids* **66**, 555–580 (2011)
2. CALIF³S: A software components library for the computation of reactive turbulent flows. <https://gforge.irsnn.fr/gf/project/isis>
3. Chorin, A.: Numerical solution of the Navier-Stokes equations. *Mathematics of Computation* **22**, 745–762 (1968)
4. Ciarlet, P.G.: Basic error estimates for elliptic problems. In: P. Ciarlet, J. Lions (eds.) *Handbook of Numerical Analysis, Volume II*, pp. 17–351. North Holland (1991)
5. Gastaldo, L., Herbin, R., Kheriji, W., Lapuerta, C., Latché, J.C.: Staggered discretizations, pressure correction schemes and all speed barotropic flows. In: *Finite Volumes for Complex Applications VI - Problems and Perspectives - Prague, Czech Republic, vol. 2*, pp. 39–56 (2011)
6. Guermond, J., Mineev, P., Shen, J.: An overview of projection methods for incompressible flows. *Computer Methods in Applied Mechanics and Engineering* **195**, 6011–6045 (2006)
7. Kovasznay, L.I.G.: Laminar flow behind a two-dimensional grid. *Mathematical Proceedings of the Cambridge Philosophical Society* **44**, [58] (1948)
8. Rannacher, R., Turek, S.: Simple nonconforming quadrilateral Stokes element. *Numerical Methods for Partial Differential Equations* **8**, 97–111 (1992)
9. Temam, R.: Sur l’approximation de la solution des équations de Navier-Stokes par la méthode des pas fractionnaires II. *Arch. Rat. Mech. Anal.* **33**, 377–385 (1969)