



HAL
open science

Synergistic toxicity between glyphosate and 2,4-dinitrophenol on budding yeast is not due to H₂O₂-mediated oxidative stress

Antoine Daviere, Maximilien Sotomski, Agnes Audibert, Pierre Carol, Steve Hubert, Sandrine Lebreton, Sophie Louvet-Vallee, Jacques Pedron, Juliette Puyaubert, Yvan Kraepiel, et al.

► To cite this version:

Antoine Daviere, Maximilien Sotomski, Agnes Audibert, Pierre Carol, Steve Hubert, et al.. Synergistic toxicity between glyphosate and 2,4-dinitrophenol on budding yeast is not due to H₂O₂-mediated oxidative stress. *Matters*, 2019, 10.19185/matters.201903000030 . hal-04089290

HAL Id: hal-04089290

<https://hal.science/hal-04089290v1>

Submitted on 4 May 2023

HAL is a multi-disciplinary open access archive for the deposit and dissemination of scientific research documents, whether they are published or not. The documents may come from teaching and research institutions in France or abroad, or from public or private research centers.

L'archive ouverte pluridisciplinaire **HAL**, est destinée au dépôt et à la diffusion de documents scientifiques de niveau recherche, publiés ou non, émanant des établissements d'enseignement et de recherche français ou étrangers, des laboratoires publics ou privés.



HAL
open science

Synergistic toxicity between glyphosate and 2,4-dinitrophenol on budding yeast is not due to H₂O₂-mediated oxidative stress

Antoine Daviere, Maximilien Sotomski, Agnes Audibert, Pierre Carol, Steve Hubert, Sandrine Lebreton, Sophie Louvet-Vallee, Jacques Pedron, Juliette Puyaubert, Yvan Kraepiel, et al.

► **To cite this version:**

Antoine Daviere, Maximilien Sotomski, Agnes Audibert, Pierre Carol, Steve Hubert, et al.. Synergistic toxicity between glyphosate and 2,4-dinitrophenol on budding yeast is not due to H₂O₂-mediated oxidative stress. Middle Matters, 2019, 10.19185/matters.201903000030 . hal-03813164

HAL Id: hal-03813164

<https://hal.science/hal-03813164>

Submitted on 19 Oct 2022

HAL is a multi-disciplinary open access archive for the deposit and dissemination of scientific research documents, whether they are published or not. The documents may come from teaching and research institutions in France or abroad, or from public or private research centers.

L'archive ouverte pluridisciplinaire **HAL**, est destinée au dépôt et à la diffusion de documents scientifiques de niveau recherche, publiés ou non, émanant des établissements d'enseignement et de recherche français ou étrangers, des laboratoires publics ou privés.

Synergistic toxicity between glyphosate and 2,4-dinitrophenol on budding yeast is not due to H₂O₂-mediated oxidative stress

Antoine Daviere, Maximilien Sotomski, Agnes Audibert, Pierre Carol, Steve Hubert, Sandrine Lebreton, Sophie Louvet-Vallee, Jacques Pedron, Juliette Puyaubert, Yvan Kraepiel, Jérôme Lacoste

COREPS, Master de Biologie Cellulaire et Moléculaire, Sorbonne Université, Paris F-75005, France; COREPS, Master de Biologie Cellulaire et Moléculaire, Sorbonne Université, Paris F-75005, France, Laboratoire de Biologie du Développement, Sorbonne Université, Paris, France; COREPS, Master de Biologie Cellulaire et Moléculaire, Sorbonne Université, Paris F-75005, France, iEES Paris, Sorbonne Université, France; COREPS, Master de Biologie Cellulaire et Moléculaire, Sorbonne Université, Paris F-75005, France; COREPS, Master de Biologie Cellulaire et Moléculaire, Sorbonne Université, Paris F-75005, France, IEEES Paris, Sorbonne Université, France; COREPS, Master de Biologie Cellulaire et Moléculaire, Sorbonne Université, Paris F-75005, France, Laboratoire de Biologie de Développement, Sorbonne Université

✉ **Correspondence**
yvan.kraepiel@sorbonne-universite.fr
jerome.lacoste@upmc.fr

📍 **Disciplines**
Microbiology
Ecotoxicology

🔍 **Keywords**
Cocktail Effect
Pollutants
Glyphosate
2,4-Dinitrophenol
Saccharomyces Cerevisiae

🏠 **Type of Observation**
Standalone

🔗 **Type of Link**
Standard Data

🕒 **Submitted** Feb 13, 2019
📅 **Published** Apr 12, 2019



Triple Blind Peer Review
The handling editor, the reviewers, and the authors are all blinded during the review process.



Full Open Access
Supported by the Velux Foundation, the University of Zurich, and the EPFL School of Life Sciences.



Creative Commons 4.0
This observation is distributed under the terms of the Creative Commons Attribution 4.0 International License.

Abstract

Glyphosate is a widely-used herbicide that is frequently found as a pollutant of soil and water runoffs. Glyphosate toxicity is controversial but a toxic synergy with other molecules could result in deleterious consequences for living organisms and for the human health. Using budding yeast (*Saccharomyces cerevisiae*) as a eukaryotic model organism, we report here a strong toxic synergy between glyphosate and 2,4-dinitrophenol (DNP), a phenolic compound derived from diesel engine's combustion and industrial pollutant found frequently in surface water and rainfall. Glyphosate concentrations below 600 mg/L did not affect yeast growth but exhibit dose-dependent toxicity in the presence of non-toxic DNP concentrations (below 1 mM). This so-called 'cocktail effect' increases with DNP concentration. Yeast growth is totally abolished in the presence of the highest concentration of both molecules. We explored the implication of oxidative stress in this synergistic effect of glyphosate and DNP, by measuring H₂O₂ concentrations in the culture media, and by comparing *cta1Δ/ctt1Δ* catalase double-mutant with wild-type yeast. We did not find any glyphosate-DNP enhanced susceptibility for the catalase mutant and did not observe any clear increase of H₂O₂ in the presence of the pollutant mixture. All these data suggest that the redox homeostasis is not involved in this toxic synergy, that remains to be explained.

Introduction

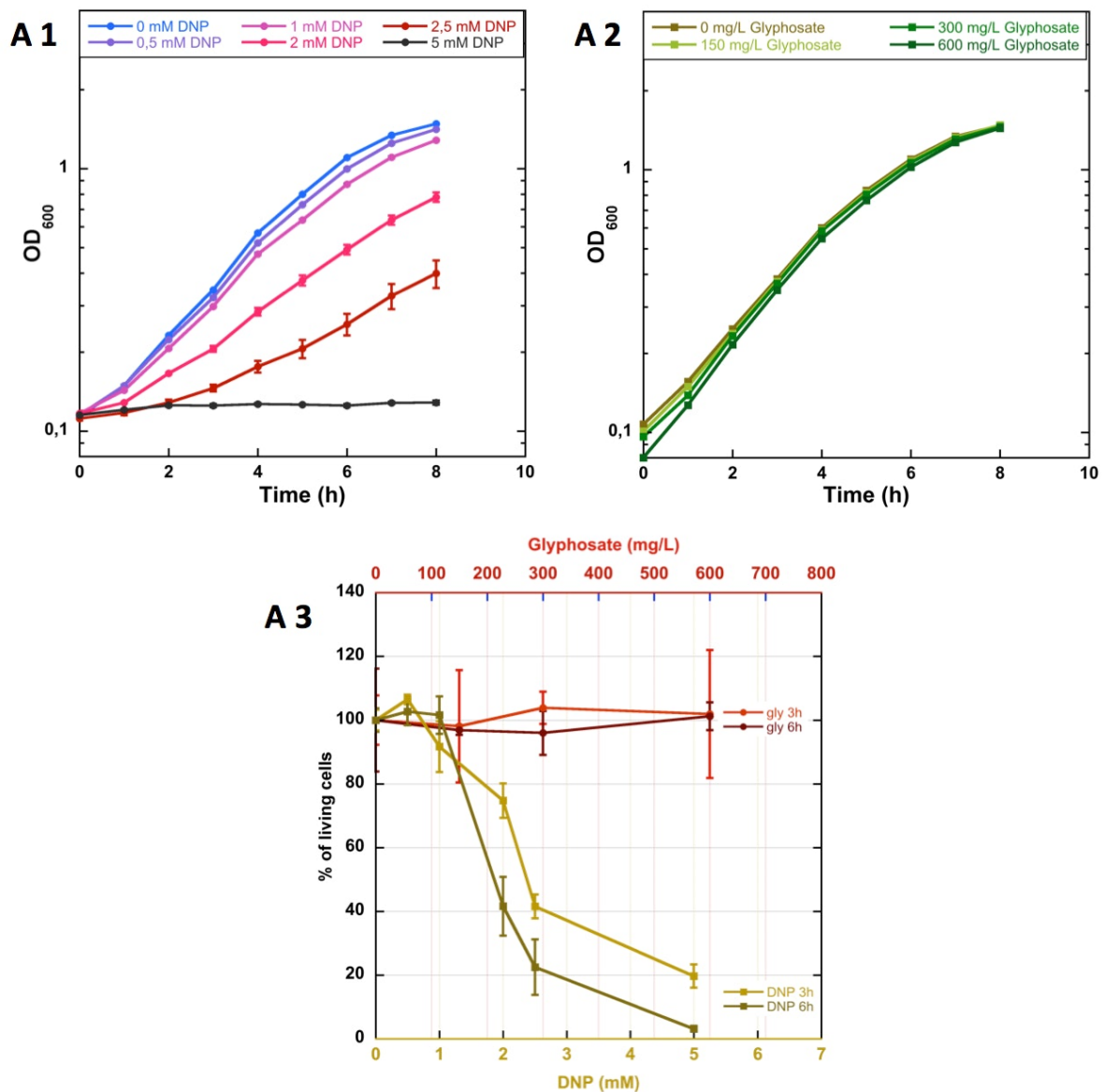
Glyphosate is the major worldwide used herbicide representing one-quarter of herbicide sales. Depending on the formulation of the commercial products, its recommended concentrations for agriculture range around 1 to 7 g/L, therefore, locally high concentrations after spraying can be expected. Because of its strong sorption and degradation by microorganisms glyphosate pollution in soils and in water runoffs remains low, up to 8.1 mg/kg and up to 0.7 mg/L respectively [1] [2]. The toxicity of glyphosate is enhanced in the presence of other pesticide pollutants like atrazine [3] and this so-called cocktail effect has to be taken into account to improve the toxicity assessment of glyphosate pollution. In our experiment, we analyzed the interaction between glyphosate and the highly toxic nitrophenol pollutant 2,4-dinitrophenol (DNP) found in surface water and in rainfalls [4]. DNP is also produced, like many other nitrophenols, by diesel engines, plastic and chemical industries and, indirectly, by photochemical reactions of phenolics. As a result, DNP is found in urban areas as in rural sites [5].

Saccharomyces cerevisiae has been proposed as a good eukaryotic model for assessing the toxicity of environmental pollutants given the extensive knowledge of its genome and metabolism, its easy culture in controlled conditions, and its fast growth [6] [7]. Moreover, when used at millimolar concentration, DNP is a mitochondrial respiratory chain uncoupling molecule that depletes energy-dependent processes in yeast, such as oxidative phosphorylation [8]. The DNP-triggered inhibition of oxidative phosphorylation in mitochondrion leads to high electron transport rates in the respiratory chain

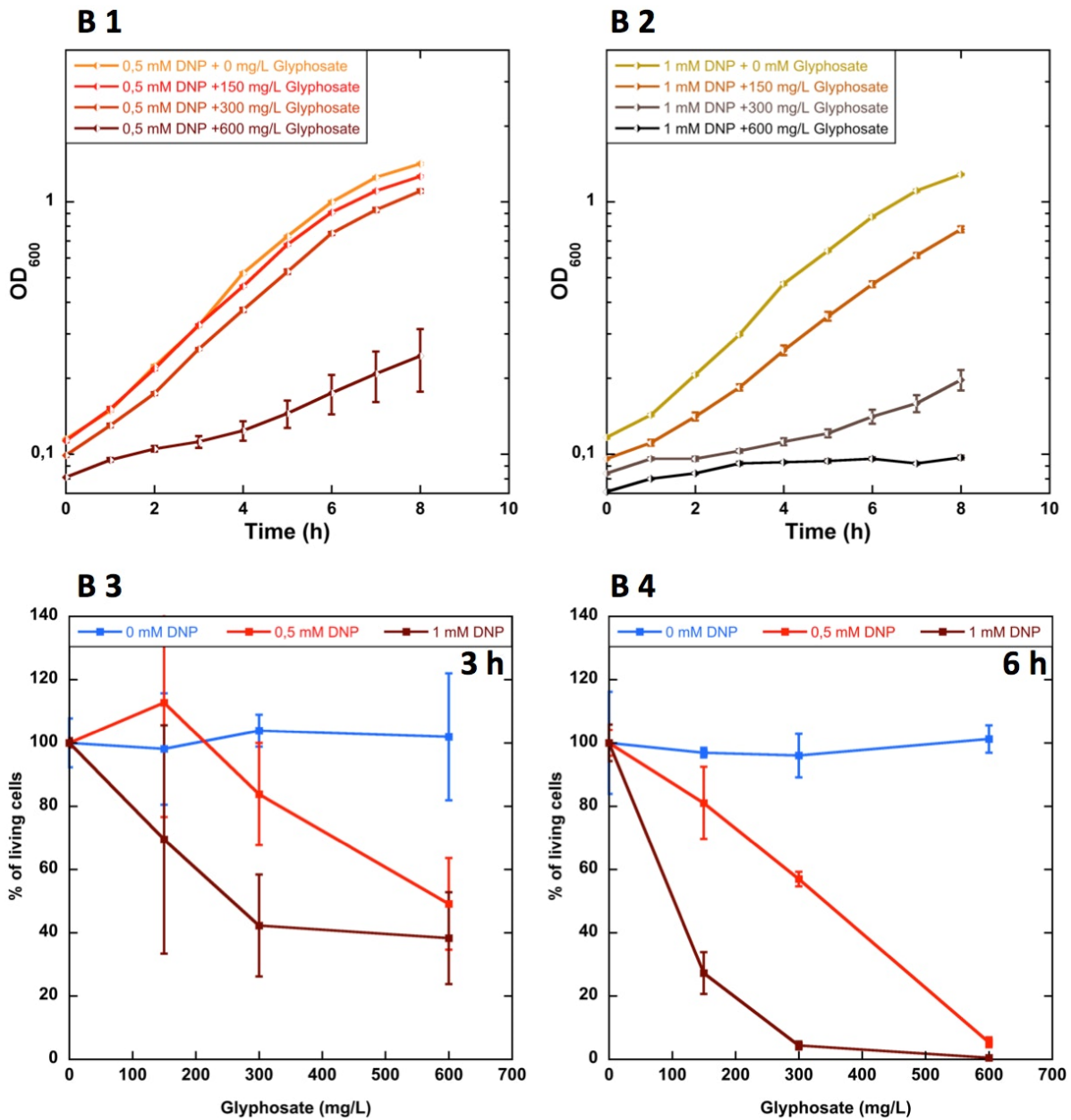
affecting the reactive oxygen species release from yeast mitochondrion [9]. Glyphosate is well known to induce oxidative stress in plants and mammals [10] [11] [12]. A few reports analyzed the effects of glyphosate in yeast. Among them, Braconi and coll. showed that, in its commercial formulation SilglicSM, glyphosate promotes significant oxidative stress in *S. cerevisiae* [13] [14]. We thus investigated the involvement of the oxidative stress in the toxic interaction between glyphosate and DNP using the double knockout *ctt1Δ/cta1Δ* deficient in the H₂O₂-detoxifying catalase activity.

Objective

Our aim was to describe and quantify the putative synergistic toxic interaction between two major pollutants, the herbicide glyphosate, and the 2,4-dinitrophenol, on the eukaryotic microorganism, *Saccharomyces cerevisiae*.



a



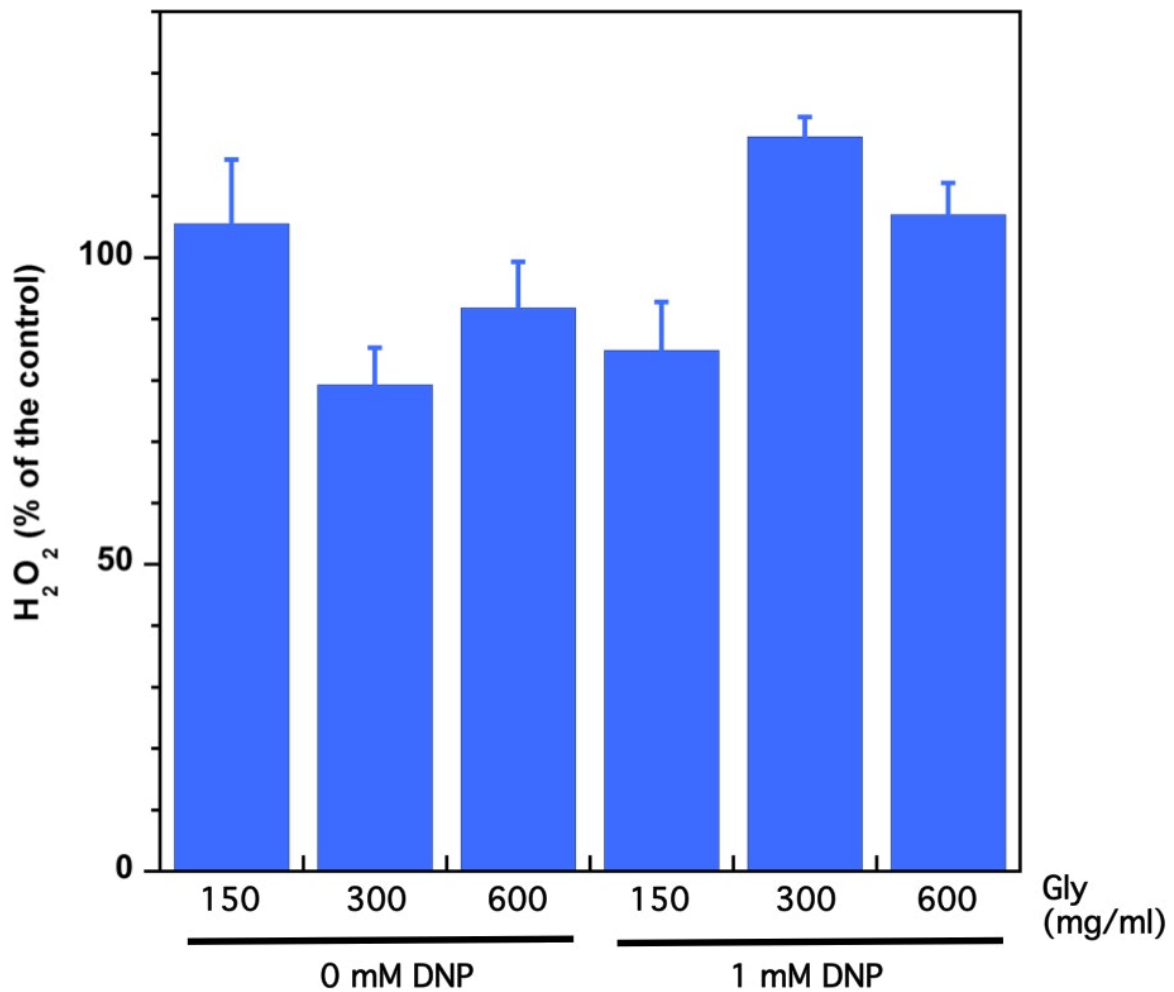
b

Table 1 : Generation time for the WT and *ctt1/cta1* strains in presence of pollutants

	WT with 1 mM DNP			<i>ctt1Δ/cta1Δ</i> with 1 mM DNP		
	G (min)	Sdt Error	p ^a	G (min)	Sdt Error	p ^a
Gly (mg/L)						
0	123,8	± 1,67	NA ^b	177,5	± 6,03	NA ^b
150	188,6	± 6,82	0,025	232,5	± 10,35	0,025
300	1105,2	± 101,79	0,025	1337,9	± 167,23	0,025
600	ND^c	NA ^b	NA ^b	ND^c	NA ^b	NA ^b

^a p corresponds to the p-value obtained when comparing the growth in presence of the indicated concentration of glyphosate to the same strain grown without glyphosate (Wilcoxon test). The generation times observed in YPD medium are 110.28±1.3 and 158.7±4.82 min for the WT and the *ctt1Δ/cta1Δ* strains respectively. ^b Non applicable. ^c No division.

c



d

Figure Legend

Figure 1. Effect of 2,4-dinitrophenol and glyphosate on yeast *S. cerevisiae* growth rate.

Effect of 2,4-dinitrophenol (A1) and the effect of glyphosate (A2) on *S. cerevisiae* growth. Cells were grown at 30°C in YPD medium supplemented with the indicated concentrations of DNP or glyphosate, and growth was monitored by measuring the absorbance at 600 nm (OD_{600}). (A3) Effect of DNP and glyphosate on yeast viability after 3 h and 6 h of growth. The percentage of living cells, relative to the untreated culture, at different concentrations of glyphosate and DNP is reported on a double X graph. All data are the means of three independent experiments with standard errors. Statistical analyses are presented in figure S1.

Figure 2. Synergistic effects of Glyphosate and 2,4 dinitrophenol on yeast *S. cerevisiae* growth rate.

Glyphosate effect in presence of 0.5 mM 2,4-dinitrophenol (B1) and 1 mM 2,4-dinitrophenol (B2). Cells were grown at 30°C in YPD medium and growth was monitored by measuring the absorbance at 600 nm (OD_{600}). All data are the means of 3 independent experiments with standard errors. Yeast viability after 3 h (B3) and 6 h (B4) of growth for various combinations of the studied of 2,4-dinitrophenol and glyphosate concentrations. Data equate to the percentage of living cells relative to the untreated control. Statistical analyses are presented in figure S1.

Figure 3. Comparison of the generation time for the wild type (WT) and the double catalase knockout (ctt1Δ/cta1Δ) yeast strains in the presence of DNP-glyphosate mixtures.

Yeast strains were grown at 30°C in YPD medium in presence of 1 mM DNP supplemented with the indicated concentrations of glyphosate. Generation times for the reference strain and the ctt1Δ/cta1Δ mutant were calculated during the exponential growth phase (see Fig. 2) for up to 300 mg/L of glyphosate, as no growth can be observed for 600 mg/L of glyphosate.

Figure 4. H₂O₂ in the culture medium of yeast treated with glyphosate in the presence or in absence of 1 mM DNP.

Yeast strains were grown at 30°C in YPD medium in the absence or in presence of 1 mM DNP supplemented with the indicated concentrations of glyphosate. The concentration of H₂O₂ in the culture medium was determined after 6 h of culture. The percentages of H₂O₂ relative to the control (0 mM DNP or 1 mM DNP) are reported in the graph. All data are the means of 3 independent experiments with standard errors.

Results & Discussion

We investigated the toxicity of DNP and glyphosate on the growth of the BY4741 wild type strain of *S. cerevisiae* (Fig. 1, statistical analysis in Fig. S1). We used 3 concentrations of glyphosate (150; 300 and 600 mg/L) in the range of the sprayed commercial herbicides [7] and 5 concentrations of DNP (0.5; 1; 2; 2.5 and 5 mM) corresponding to the range of effective decoupling activity in yeast [9].

Growth curves in the presence of DNP revealed a clear dose-dependent toxicity of this pollutant from 2 to 5 mM which led to total inhibition of growth culture (Fig. 1A1). We confirmed these results studying the viability of yeast cells after 3 and 6 h of culture. No effect was observed below 1 mM DNP whereas a dramatic decrease in living cells was observed for the higher DNP concentrations (Fig. 1A3 and Fig. S1). The absence of effects at 0.5 and 1 mM was surprising given the strong decoupling effect of DNP observed on yeast mitochondrion at these concentrations [9]. Contrarily to readily accessible membrane of purified mitochondria, yeast cells could display a low permeability to this weak acidic molecule (pKa 4.08 [15]). DNP would cross the plasma membrane much more easily in its liposoluble acid form as described for other acid phenols as 2-methyl-4-chlorophenoxyacetic acid (MCPA) and 2,4-dichlorophenoxyacetic acid (2,4-D) [16] [17]. We chose to use the non-toxic concentrations 0.5 and 1 mM DNP to further analyze the synergistic effect of DNP and glyphosate.

None of the glyphosate concentrations tested in this study exhibited a toxic effect on yeast growth, whether following the population growth or counting the living cells (Fig. 1A1 and A3). This is in agreement with the previous observations of Braconi *et al.* [7] showing an inhibitory effect of the commercial formulation Silglif[™] on yeast growth and metabolism but not of its active compound glyphosate. These results led us to test the 3 concentrations of glyphosate (ie. 150, 300 and 600 mg/L) in interaction with the two non-toxic concentrations of DNP.

In the presence of 0.5 mM DNP, 600 mg/L glyphosate drastically slowed the growth of the yeast population (Fig. 2B1). The analysis of cell viability confirmed this effect. A significant decrease in living cells was observed after 3 h (Fig. 2B3) and 6 h (Fig. 2B4) treatment compared to the control treated only with DNP. After 6 h in presence of 0.5 mM DNP, the yeast growth with 600 mg/L glyphosate is also significantly lower compared to 150 and 300 mg/L (Fig. 2B3 and B4). This synergy of DNP and glyphosate observed with the highest concentration of the latter is even much more pronounced when the effect of glyphosate is tested in the presence of 1 mM DNP (Fig. 2B2–B4). In these conditions, all 3 concentrations of glyphosate used showed a toxic effect on yeast growth (Fig. 2B2). Cell viability decreased after 3 h of treatment with increasing concentration of glyphosate (except at 3 h when both 300 mg/L and 600 mg/L glyphosate gave a comparable result) (Fig. 2B3 and B4). We quantified this cocktail effect calculating the

generation time from the growth curves by comparing the detrimental effect of added glyphosate compared to conditions with DNP alone (Fig. 3). We observed a generation rate lowering by 1.5 times with added 150 mg/L glyphosate compared to the condition with 1 mM DNP alone. The generation rate lowered 6 times when the glyphosate concentration increases from 150 mg/L to 300 mg/L (Fig. 3). 100% growth inhibition was observed when applying 600 mg/L glyphosate in the presence of 1 mM DNP. Such a huge cocktail effect was previously observed on mammalian CHO-K1 cells treated with a combination of glyphosate, the herbicide atrazine, and their main breakdown products [3]. To our knowledge, the toxic synergy of glyphosate with another single pollutant has not been described before.

We tested if the toxic synergetic effect was a consequence of increased oxidative stress. Glyphosate was found to induce oxidative stress in *Arabidopsis thaliana* plants and in yeast [18] [14]. A mild mitochondrial decoupling activity observed with low concentrations of DNP (1 nM) is supposed to decrease the mitochondrion-generated oxidative stress and to increase yeast life span [9] but high concentrations could have the opposite effect as suggested with millimolar range concentrations on *Hordeum vulgare* plants [19]. Last but not least, the cocktail effect of glyphosate, atrazine and their breakdown products on CHO-K1 cells could result from ROS production [3].

As hydrogen peroxide is described as a major redox molecule playing a central role in the interconversions and detoxification of the different ROS species during oxidative stress [20] [21], we measured the H₂O₂ concentrations in the culture medium of yeast treated with glyphosate in the presence or in absence of 1 mM DNP (Fig. 4). No trend in variations can be evidenced with increasing glyphosate concentration, suggesting that H₂O₂ oxidative stress is not associated with the synergistic effect of glyphosate and DNP. However, we cannot totally exclude that other forms of oxidative stress specifically mediated by superoxide ion or hydroxyl-radical can be involved in this toxic synergy.

To confirm this observation, we also tested the synergistic effect of glyphosate and DNP on the double mutant *cta1Δ/ctt1Δ* defective for the H₂O₂ detoxification catalase activity. Both catalases Cta1p and Ctt1p are important for resistance to H₂O₂ stress [22] and pharmacological inhibition of catalase activity enhances the mitochondrial oxidative stress induced by Ca²⁺ [23]. Yeast *cta1Δ/ctt1Δ* double mutant display increased sensitivity to H₂O₂ and oxidative stress-generating conditions ([24], our observations with the COREPS students).

In order to compare the WT strain to the double mutant *cta1Δ-ctt1Δ*, we calculated the generation time (G) for the *cta1Δ-ctt1Δ* mutant. In normal growth conditions, we showed a weak increase of G (1.4 fold, see legend of Fig. 3) in the double mutant compared to the WT. Similarly, in the presence of 1 mM DNP, G is also 1.4 times higher, (see Fig. 3) in the *cta1Δ/ctt1Δ* genotype compared to the wild type, whatever the glyphosate concentration. These results indicate that the *cta1Δ/ctt1Δ* mutant is not more sensitive than the wild type to the glyphosate-DNP cocktail effect. Oxidative stress might not be involved in this observed glyphosate-DNP cocktail effect and that the mechanistic process of this toxic synergy remains to be elucidated.

Conclusions

Our results demonstrated that a mixture of glyphosate and 2,4-dinitrophenol, used at concentrations where neither is toxic alone, results in a dramatic decrease of *Saccharomyces cerevisiae* growth rate. In the presence of 1 mM DNP and 600 mg/L glyphosate (a concentration below that of the usual concentration of the sprayed commercial herbicides) yeast divisions are arrested. As both pollutants have been detected worldwide, one can postulate that this strong synergy might exert its toxic effects in conditions of, particularly highly contaminated environments. However, this requires relatively high DNP pollution with concentration close to millimolar [25]. We did not observe any increased sensitivity to the DNP-glyphosate synergistic effect on the double catalase knockout *ctt1Δ/cta1Δ* growth rate. We thus conclude that oxidative stress is unlikely to be responsible for the described cocktail effect. The mechanism underlying the synergy

between glyphosate and DNP on yeast remains to elucidate.

Limitations

2,4-dinitrophenol is a highly toxic pollutant found in many soils and in rainfalls. DNP concentration is around 200 nM/kg in soils and 50 nM in rainfalls. We used much higher concentrations in our experiments, up to 1 mM, described as triggering an uncoupling effect in yeast mitochondrion. Thus, the toxic synergy described here could only take place in an environment where DNP would be exceptionally concentrated. Interestingly, DNP is used as a drug in self-medicated slimming diets. Discarded DNP product in wastewater could lead to exceptional local contamination at high concentrations.

Alternative Explanations

Conjectures

We are currently investigating the mechanism underlying the synergy we described in this article.

Additional Information

Methods

Yeast strains, media, and growth conditions

The *Saccharomyces cerevisiae* strains used in this study were as follow: reference strain (wild-type, WT) BY4741 (MATa; ura3Δo; leu2Δo; his3Δ1; met15Δo), mutant strain ctt1Δ/cta1Δ (MATa; ura3Δo; leu2Δo; his3Δ1; met15Δo; YGRo88w::kanMX4; YDR256c::kanMX4).

All strains were initially inoculated at OD₆₀₀=0.01 in liquid YPD medium (1% yeast extract, 2% peptone, and 2% glucose) and incubated at 30°C with 225 rpm orbital shaking. Exponential phase cells were harvested inoculated at OD₆₀₀=0.1 in YPD medium supplemented or not with either 2,4-dinitrophenol, glyphosate or a combination of both. Cells were cultured further 8 h during which growth was monitored by measuring the absorbance at 600 nm (OD₆₀₀).

Reagents

Glyphosate was purchased from Sigma Aldrich (45521-250MG) and resuspended in distilled water at a final concentration of 6 mg/mL and then sterilized by filtration using a 0.2 μm syringe filter. 2,4-dinitrophenol was purchased from Sigma Aldrich (D198501-5G) and dissolved in Dimethyl sulfoxide (DMSO) at a final concentration of 2 M/L. All subsequent dilutions were done in YPD medium.

Viability

After 3 h or 6 h yeast cultures were washed twice in YPD medium then serially diluted, plated on YPD agar and incubated at 30°C for 2 days. Cell viability was determined by counting the total colony forming units (cfu) in each condition and expressed as a percentage of the control. Results are the average +/- standard deviation for 3 independent cultures (n=3).

H₂O₂ measurement

H₂O₂ concentration was determined as described in [26]. Briefly, 100 μL of reagent A (25 mM FeSO₄, 2.5 M H₂SO₄, 25 mM (NH₄)₂SO₄) was mix with 10 mL of reagent B (125 μM xylenol orange, 100 mM sorbitol). 900 μL of this solution was added to 100 μL of yeast

culture medium and incubated 30 min in the dark before measuring the absorbance at 560 nm.

Statistical analysis

All the differences observed in cfu counting between growth conditions were pairwise compared by the Wilcoxon test. A p -value of 0.05 was considered statistically significant. All statistical analyses are presented in figure S1.

Funding Statement

We acknowledge the master department Biologie Moléculaire et Cellulaire of Sorbonne Université for financial and functioning support. This study was supported by the FORMINNOV innovative teaching program of Sorbonne Université.

Acknowledgements

All the student of the COREPS (COncevoir et REaliser un Projet Scientifique) course actively participated in the discussions of this project. We are very grateful to all of them: Bennaroch Melanie, Bonnifet Tom, Calaji Francois, Delrieu Loris, Foda Asmaa, Jaquaniello Anthony, Khedher Narges, Le Gouge Kenz, Le Hars Matthieu, Ozturk Teoman, Sandjak Asma, Satchivi Kate, Sofronii Doïna, Sorel Nataël. We also thank all the technicians of the teaching laboratory (Centre de Formation Pratique en Biologie) of Sorbonne Université. JL wants to thanks EA & EG.

Ethics Statement

Not applicable.

Citations

- [1] Ole K Borggaard and Anne Louise Gimsing. "Fate of glyphosate in soil and the possibility of leaching to ground and surface waters: a review". In: *Pest Management Science* 64.4 (2008), pp. 441–456. DOI: 10.1002/ps.1512. URL: <https://doi.org/10.1002/ps.1512>.
- [2] Terry J. Rose et al. "Phytotoxicity of soilborne glyphosate residues is influenced by the method of phosphorus fertiliser application". In: *Plant and Soil* 422.1-2 (2017), pp. 455–465. DOI: 10.1007/s11104-017-3482-8. URL: <https://doi.org/10.1007/s11104-017-3482-8>.
- [3] A. Roustan et al. "Genotoxicity of mixtures of glyphosate and atrazine and their environmental transformation products before and after photoactivation". In: *Chemosphere* 108 (2014), pp. 93–100. DOI: 10.1016/j.chemosphere.2014.02.079. URL: <https://doi.org/10.1016/j.chemosphere.2014.02.079>.
- [4] Alexandre Albinet, Claudio Minero, and Davide Vione. "Phototransformation processes of 2,4-dinitrophenol, relevant to atmospheric water droplets". In: *Chemosphere* 80.7 (2010), pp. 753–758. DOI: 10.1016/j.chemosphere.2010.05.016. URL: <https://doi.org/10.1016/j.chemosphere.2010.05.016>.
- [5] Claude Schummer et al. "Analysis of phenols and nitrophenols in rainwater collected simultaneously on an urban and rural site in east of France". In: *Science of The Total Environment* 407.21 (2009), pp. 5637–5643. DOI: 10.1016/j.scitotenv.2009.06.051. URL: <https://doi.org/10.1016/j.scitotenv.2009.06.051>.
- [6] Karine Estève et al. "A *Saccharomyces cerevisiae*-based bioassay for assessing pesticide toxicity". In: *Journal of Industrial Microbiology & Biotechnology* 36.12 (2009), pp. 1529–1534. DOI: 10.1007/s10295-009-0649-1. URL: <https://doi.org/10.1007/s10295-009-0649-1>.
- [7] Daniela Braconi et al. "Comparative Analysis of the Effects of Locally Used Herbicides and Their Active Ingredients on a Wild-Type Wine *Saccharomyces cerevisiae* Strain". In: *Journal of Agricultural and Food Chemistry* 54.8 (2006), pp. 3163–3172. DOI: 10.1021/jf052453z. URL: <https://doi.org/10.1021/jf052453z>.
- [8] Ben Souffriau, Tom den Abt, and Johan M. Thevelein. "Evidence for rapid uptake of D-galacturonic acid in the yeast *Saccharomyces cerevisiae* by a channel-type transport system". In: *FEBS Letters* 586.16 (2012), pp. 2494–2499. DOI: 10.1016/j.febslet.2012.06.012. URL: <https://doi.org/10.1016/j.febslet.2012.06.012>.
- [9] Mario H. Barros et al. "Higher Respiratory Activity Decreases Mitochondrial Reactive Oxygen Release and Increases Life Span in *Saccharomyces cerevisiae*". In: *The Journal of Biological Chemistry* 279.48 (2004), pp. 49883–49888. DOI: 10.1074/jbc.M408918200. URL: <https://doi.org/10.1074/jbc.M408918200>.
- [10] Marcelo P. Gomes et al. "Alteration of plant physiology by glyphosate and its by-product aminomethylphosphonic acid: an overview". In: *Journal of Experimental Botany* 65.17 (2014), pp. 4691–4703. DOI: 10.1093/jxb/eru269. URL: <https://doi.org/10.1093/jxb/eru269>.
- [11] Mariana Astiz, María J. T. de Alaniz, and Carlos Alberto Marra. "Antioxidant defense system in rats simultaneously intoxicated with agrochemicals". In: *Environmental Toxicology and Pharmacology* 28.3 (2009), pp. 465–473. DOI: 10.1016/j.etap.2009.07.009. URL: <https://doi.org/10.1016/j.etap.2009.07.009>.
- [12] Gary M. Williams et al. "A review of the carcinogenic potential of glyphosate by four independent expert panels and comparison to the IARC assessment". In: *Critical Reviews in Toxicology* 46.sup1 (2016), pp. 3–20. DOI: 10.1080/10408444.2016.1214677. URL: <https://doi.org/10.1080/10408444.2016.1214677>.
- [13] Daniela Braconi et al. "Oxidative Damage Mediated by Herbicides on Yeast Cells". In: *Journal of Agricultural and Food Chemistry* 56.10 (2008), pp. 3836–3845. DOI: 10.1021/jf800074p. URL: <https://doi.org/10.1021/jf800074p>.
- [14] Daniela Braconi et al. "*Saccharomyces cerevisiae* as a Tool to Evaluate the Effects of Herbicides on Eukaryotic Life". In: *Herbicides and Environment: Dr Andreas Kortekamp (Ed.)* InTech (2011), pp. 493–514.
- [15] Aynur O. Aptula et al. "Multivariate Discrimination between Modes of Toxic Action of Phenols". In: *Quantitative Structure-Activity Relationships* 21.1 (2002), pp. 12–22. DOI: 10.1002/1521-3838(200205)21:1<12::aid-qsar12>3.0.co;2-m. URL: [https://doi.org/10.1002/1521-3838\(200205\)21:1%3C12::aid-qsar12%3E3.0.co;2-m](https://doi.org/10.1002/1521-3838(200205)21:1%3C12::aid-qsar12%3E3.0.co;2-m).
- [16] A. Kotyk. "Uptake of 2,4-Dinitrophenol by the yeast cell". In: *Folia Microbiologica* 7.2 (1962), pp. 109–114. DOI: 10.1007/bf02927233. URL: <https://doi.org/10.1007/bf02927233>.
- [17] M. G. Cabral et al. "Toxicity of chlorinated phenoxyacetic acid herbicides in the experimental eukaryotic model *Saccharomyces cerevisiae*: role of pH and of growth phase and size of the yeast cell population". In: *Chemosphere* 51.1 (2003), pp. 47–54. DOI: 10.1016/S0045-6535(02)00614-8. URL: [https://doi.org/10.1016/S0045-6535\(02\)00614-8](https://doi.org/10.1016/S0045-6535(02)00614-8).
- [18] Larisse de Freitas-Silva et al. "Glyphosate-induced oxidative stress in *Arabidopsis thaliana* affecting peroxisomal metabolism and triggers activity in the oxidative phase of the pentose phosphate pathway (OxPPP) involved in NADPH generation". In: *Journal of Plant Physiology* 218 (2017), pp. 196–205. DOI: 10.1016/j.jplph.2017.08.007. URL: <https://doi.org/10.1016/j.jplph.2017.08.007>.
- [19] Elena Todirascu Ciornea, Gabriela Dumitru, and Ion Sandu. "The Dinitrophenol and Potassium Iodate Influence on *Hordeum Vulgare* Seedlings Viability". In: *REVISTA DE CHIMIE (Bucharest)* 69 (2018), pp. 2160–2166.
- [20] Si-xue Chen and Peter Schopfer. "Hydroxyl-radical production in physiological reactions: A novel function of peroxidase". In: *European Journal of Biochemistry* 260.3 (1999), pp. 726–735. DOI: 10.1046/j.1432-1327.1999.00199.x. URL: <https://doi.org/10.1046/j.1432-1327.1999.00199.x>.
- [21] Helmut Sies. "Hydrogen peroxide as a central redox signaling molecule in physiological oxidative stress: Oxidative eustress". In: *Redox Biology* 11 (2017), pp. 613–619. DOI: 10.1016/j.redox.2016.12.035. URL: <https://doi.org/10.1016/j.redox.2016.12.035>.
- [22] Derek J. Jamieson. "Oxidative stress responses of the yeast *Saccharomyces cerevisiae*". In: *Yeast* 14.16 (1998), pp. 1511–1527. DOI: 10.1002/(sici)1097-0061(199812)14:16<1511::aid-yea356>3.3.co;2-j. URL: [https://doi.org/10.1002/\(sici\)1097-0061\(199812\)14:16%3C1511::aid-yea356%3E3.3.co;2-j](https://doi.org/10.1002/(sici)1097-0061(199812)14:16%3C1511::aid-yea356%3E3.3.co;2-j).
- [23] Alicia J. Kowaltowski et al. "Catalases and thioredoxin peroxidase protect *Saccharomyces cerevisiae* against Ca²⁺-induced mitochondrial membrane permeabilization and cell death". In: *FEBS Letters* 473.2 (2000), pp. 177–182. DOI: 10.1016/S0014-5793(00)01526-X. URL: [https://doi.org/10.1016/S0014-5793\(00\)01526-X](https://doi.org/10.1016/S0014-5793(00)01526-X).

- [24] Shingo IZAWA, Yoshiharu INOUE, and Akira KIMURA. "Importance of catalase in the adaptive response to hydrogen peroxide: analysis of acatalasaemic *Saccharomyces cerevisiae*". In: *Biochemical Journal* 320.1 (1996), pp. 61-67. DOI: 10.1042/bj3200061. URL: <https://doi.org/10.1042/bj3200061>.
- [25] Mohammed A. Khairy. "Assessment of priority phenolic compounds in sediments from an extremely polluted coastal wetland (Lake Maryut, Egypt)". In: *Environmental Monitoring and Assessment* 185.1 (2013), pp. 441-455. DOI: 10.1007/s10661-012-2566-4. URL: <https://doi.org/10.1007/s10661-012-2566-4>.
- [26] Peimian Ou and Simon P. Wolff. "Aminoguanidine: A drug proposed for prophylaxis in diabetes inhibits catalase and generates hydrogen peroxide in vitro". In: *Biochemical Pharmacology* 46.7 (1993), pp. 1139-1144. DOI: 10.1016/0006-2952(93)90461-5. URL: [https://doi.org/10.1016/0006-2952\(93\)90461-5](https://doi.org/10.1016/0006-2952(93)90461-5).