



**HAL**  
open science

## Parasitoid ecology along geographic gradients: lessons for climate change studies

Lena Jego, Ruining Li, Sacha Roudine, Chun-Sen Ma, Cécile Le Lann, Gang Ma, Joan van Baaren

► **To cite this version:**

Lena Jego, Ruining Li, Sacha Roudine, Chun-Sen Ma, Cécile Le Lann, et al.. Parasitoid ecology along geographic gradients: lessons for climate change studies. *Current Opinion in Insect Science*, 2023, pp.101036. 10.1016/j.cois.2023.101036 . hal-04088559

**HAL Id: hal-04088559**

**<https://hal.science/hal-04088559>**

Submitted on 16 May 2023

**HAL** is a multi-disciplinary open access archive for the deposit and dissemination of scientific research documents, whether they are published or not. The documents may come from teaching and research institutions in France or abroad, or from public or private research centers.

L'archive ouverte pluridisciplinaire **HAL**, est destinée au dépôt et à la diffusion de documents scientifiques de niveau recherche, publiés ou non, émanant des établissements d'enseignement et de recherche français ou étrangers, des laboratoires publics ou privés.



Distributed under a Creative Commons Attribution - NonCommercial 4.0 International License

**Title: Parasitoid ecology along geographic gradients: lessons for climate change studies**

Short title: Climatic gradients in parasitoids

Lena Jego<sup>1</sup>, Ruining Li<sup>1,2,3</sup>, Sacha Roudine<sup>1</sup>, Chun-Sen<sup>2,3</sup> Ma, Cécile Le Lann<sup>1</sup>, Gang Ma<sup>2</sup>, Joan van Baaren<sup>1</sup>

Lena Jego and Ruining Li are co-first authors

1. UMR-CNRS 6553 ECOBIO. Université de Rennes. Campus de Beaulieu. Avenue du Gal Leclerc. 35042 Rennes cedex. France.

2. Climate Change Biology Research Group, State Key Laboratory for Biology of Plant Diseases and Insect Pests, Institute of Plant Protection, Chinese Academy of Agricultural Sciences, 100193 Beijing, China

3. School of Life Science, Institutes of Life Science and Green Development, Hebei University, 071002 Baoding, China

**Corresponding author**

Joan van Baaren

Joan.van-baaren@univ-rennes1.fr

UMR-CNRS 6553 ECOBIO

Université de Rennes

Campus de Beaulieu

Avenue du Gal Leclerc

35042 Rennes cedex

France

**Abstract**

One method to study the impact of climate change on host-parasitoid relationships is to compare populations along geographical gradients in latitude, altitude or longitude. Indeed, temperatures, which vary along geographic gradients directly shape the life traits of parasitoids and indirectly shift their populations through trophic interactions with hosts and plants. We explored the pros and cons of using these comparisons along gradients. We highlighted that the longitudinal gradients, although understudied, are well correlated to winter warming and summer heat waves and we draw attention to the impact of the increase in extreme events, which will probably be the determining parameters of the effect of climate change on host-parasitoid relationships.

**Keywords:**

climate change; geographic gradients; climatic gradients; Direct and indirect effects; Parasitoids; extreme events

**Introduction**

Changes in climate include both an increase of average temperatures as well as an increase of the frequency of extreme events, such as droughts, heat and cold waves [1]. Both types of changes are directly challenging for ectotherms like insects, first because these organisms present generally a weak thermal plasticity and weak adaptation abilities to these rapid changes, and second because these changes affect indirectly the ectotherms via their interactions with other species [2, 3, 4, 5]. Thus, climate change can lead not only to species loss, but also to profound alterations of their physiology, behaviour and fitness traits, with subsequent shifts in abundance [6], distribution [7, 8] as well as species' assemblage and interactions with other species [4, 9, 10]. It is of tremendous importance to understand these effects for biodiversity conservation and maintaining ecosystem services such as pollination or pest regulation.

When studying the impact of climate change in nature, temporal and spatial empirical approaches can be used. Long-term data are ideal but rarely available [11]. The Space-for-time substitution approach, comparing populations of the same species/guild/community along a geographic gradient, is a useful substitute to study future climatic effects [12]. Three main types of geographic gradients are used to study insects' responses over various environmental conditions: altitudinal, latitudinal, and longitudinal ones (Fig. 1). As the most differentiating characters of each of these gradients we can note that for example, as

latitude increases, day length becomes shorter in winter and longer in summer, while temperature and precipitation decrease. For altitudinal gradients, increased elevation is associated with decreasing temperatures and partial pressure of atmospheric gases, as well as rising UV radiation input, wind speed, and precipitation in the form of rain or snow. However, these characteristics are evident especially on the windward side of a mountain. Finally, at a given longitude, the photoperiod of different localities is similar, while the temperatures can be very different, which could make it possible to dissociate the effects of temperature and photoperiod on processes which depend on them, such as the induction of diapause [12].

Among terrestrial ecosystems, parasitoids that obligatorily develop within, or on a host, leading to the death of the latter [13], are key components of agrosystems as they are, with predators, major biological controllers of pests [12, 13, 14]. , As parasitoids present tightly co-evolved interactions with their hosts, climate change may affect parasitoids and hosts separately, disrupting their interactions, especially when both partners express asymmetric responses to temperatures. Indeed, the trophic-rank hypothesis predicts that higher trophic level organisms, such as parasitoids or predators, are more strongly affected by environmental changes [15, 16], because of cascading effects in the trophic networks [3]. When interactions between species at different ranks of the food chain are altered (like parasitoids and their hosts or predators and their preys), climate change could challenge associated ecosystem functions such as biological control. In this review, we aim to demonstrate how geographic gradients can help to understand the direct and indirect effects of climate change on parasitoids. We first address the direct effects of temperature along these gradients on individual and population traits of parasitoids. Then, we address the indirect effects through their host species and the resulting consequences on their interactions and associated services along these gradients. In both sections, we discussed the limits of the use of climatic gradients for predicting climate change effects on parasitoids.

### **Direct effects of geographic gradients on parasitoids**

Geographic gradients affect insect body size, life histories, physiology, diapause and voltinism. Insect size increases along latitudinal gradients (Bergmann's rule) at both species and population levels,

individuals being larger in colder localities (higher latitudes) [17, 18]. Bergmann's rules and converse Bergmann's rules tend to be both operating in parasitoids depending on parasitoid subfamilies [19]. Indeed, in parasitoids, the Bergmann's rule could be modified by the indirect effect of the host size as for instance, smaller parasitoids tend to be egg parasitoids rather than larval or pupal parasitoids [20]. A larger body size or mass is generally correlated with higher fecundity and longevity. For example, the dry body mass, longevity and reproduction rate of the Iranian populations of the parasitoid *Leptopilina boulardi* (Figitidae), increase with latitude, which is explained by the increase of humidity, at the origin of a higher abundance of hosts [21]. In the parasitoid *Asobara tabida* (Braconidae), Northern European populations present a longer lifespan and a higher reproduction than southern ones [22]. Physiological traits, such as thermal and desiccation tolerance, also vary along geographic gradients. For ectotherms, the thermal tolerance breadth increases with latitudes: species which are both less cold and less heat resistant are living closer to the equator as an adaptation to the smaller temperature range at these low latitudes [23]. In the egg parasitoid *Trichogramma cacoeciae* (Trichogrammatidae), cold tolerance increases with the winter severity along a longitudinal gradient within the French Mediterranean region [24]. In the aphid parasitoid *Aphidius platensis* (Aphididae), cold tolerance also decreases in the colder areas along a latitudinal gradient [25]. In several insect taxa like beetles, some ant species and social wasps, the proportion of Cuticular Hydrocarbon Compounds (CHCs), involved in insect protection from desiccation, is higher for populations/species living in warmer and drier areas [26]. For parasitoids, this was only investigated in females of the globally distributed parasitic wasp *Nasonia vitripennis* (Pteromalidae). In this species, the proportion of CHCs with intermediate length increases at higher latitude sites reducing the probability of desiccation in areas with lower summer temperatures [26]. More studies will be necessary to define a general pattern. Along geographic gradients, populations vary in diapause expression and voltinism. Winter insect diapause is induced by short day length and cold temperature. Insect taxa at higher latitudes expressed the earliest onset of diapause [27]. For both the parasitoids *Nasonia vitripennis* (Pteromalidae) [28] and *Trichogramma drendrolimi* (Trichogrammatidae) [29], the proportion of diapausing offspring increased with latitude, reflecting gradients of winter severity. Earlier emergence was observed in several

parasitoid species (Family: Chalcidoidea) in response to earlier spring onset at lower latitudes in USA. In the context of global warming, populations of parasitoids from mild winter areas do not enter diapause anymore, as the temperature threshold for diapause induction is no longer reached [31]. In the parasitoid *Meteorus trachynotus* (Tortricidae) [32], voltinism (i.e. the number of generations per year) increases in populations at low, compared to these at high latitude. Studying diapause and voltinism along geographical gradients may allow to better predict the impact of climate change on these specific traits world-wide.

However, studies using geographic gradients may fail to explain phenotypic variation among populations in different cases. First, **Geographic gradients can mismatch climatic gradients.** For instance, populations of the parasitoid *Aphidius platensis* (Aphididae) did not differ in fresh body mass and reproductive traits along a 1000km latitudinal gradient in the Central valley of Chile, because climatic conditions recently became more homogeneous among localities [25]. To improve these studies, identifying climatic heterogeneity along gradients is thus necessary. Scotta et al. (2021) [24] succeeded in detecting a positive relationship between cold tolerance and winter severity by classifying three climatic zones (Mediterranean climate, Mediterranean mountain climate and continental climate) based on sampling locations in a French regional study. On a continental scale, Branca et al. (2019) [33] conducted Köppen-Geiger climate classification to identify 162 localities in Africa into five clusters to study the genetic structure of the parasitoid *Cotesia sesamiae* (Braconidae), which visualized the climatic divergence effectively. **Second, high gene flow among populations leads to trait homogeneity.** For example, the low genetic diversity of populations of *Aphidius ervi* (Aphididae) within a 700 km latitude gradient in Chile, precludes local adaptations [34]. In the host-parasitoid system including *Pleistodontes imperialis* (Agaonidae) and its *-Sycoscapter* sp. (Pteromalidae) parasitoids, distinct populations of hosts were evidenced along a latitudinal gradient of 2000 km in Australia, whereas their parasitoids formed one single population [35]. Finally, **Microclimate does matter.** The metabolic rate of the parasitoid *Leptopilina heterotoma* (Figitidae) differs among geographic populations, however the patterns could not be linked to local mean climatic conditions. The differences may be explained by microclimatic variations, e.g., orchard landscapes [36].

### Indirect effects of geographic gradients on parasitoids

At the community level, the latitudinal diversity gradient describes the general pattern of increasing species richness, abundance, and evenness with decreasing elevation [37] and latitudes [38]. This was observed in several host-parasitoid systems and gall-inducing cynipid parasitoids (Chalcidoidea) over an altitudinal gradient of 1000m in Mexico [39]. These results suggest that the diversity of parasitoids is mainly determined by the availability of their hosts [40, 41], diversity and abundance of which decrease with elevation and high latitudes [42].

These changes at the community level affect parasitism rates, which in turn decrease at increasing altitude and seems to be strongly dependent on climatic conditions. For example, at high altitude, cold and dry winters negatively affect the abundances of the pine processionary moth parasitoids. The probability of occurrence of the two most abundant parasitoid species (*Ooencyrtus pityocampae* and *Baryscapus servadeii*) declined with increasing elevation while the number of host eggs (*Thaumetopoea pityocampa*) increased, leading to a decreased parasitism rate [42].

With global change, the distribution areas of hosts and plants tend to extend from low to high latitudes [43], which gives the opportunity for parasitoids to conquer new lands, even though they have to adapt to new conditions. This can only happen if parasitoid, host and plant phenologies match. Temperature change can alter interactions within a community by changing the relative phenologies of interacting species [39, 29]. These desynchronizations can lead either to an increased or a decreased risk of pest-outbreak [5]. Nonetheless, phenological mismatch has been poorly studied along geographical gradients.

Gradient studies may not explain indirect effects on parasitoids mostly because **considering the whole trophic network is difficult**. For example, the degree of parasitoid specialization [44] or their interactions with other predatory taxa in top-down regulation may also explain the lack of significant relationships between parasitoid diversity or their impact as natural enemies [45, 46]. Hódar et al. (2021) [42] showed that increasing tree diversity at the pine processionary moth (*Thaumetopoea pityocampa*) expansion areas may favor the establishment of parasitoids. This could contribute to synchronizing host-

parasitoid interactions and minimize the risk of pine processionary moth outbreaks [42]. At the community level, one major gap in knowledge is on the effects of geographic gradients on hyperparasitoids, which apply a major influence on the parasitoid community and the parasitism rate [47].

## Discussion

Among the methods for studying the impact of climate change on host-parasitoid relationships, the use of geographic gradients, whether altitudinal, latitudinal or longitudinal, is still infrequent and concerns mostly altitudinal and latitudinal gradients (Tab 1, Fig. 2). Some studies have highlighted trait variations on altitudinal and latitudinal gradients. This concerns the vast majority of trait types, including physiological, life history and population fitness traits, with some patterns at the community level. By consequence, it allows to develop predictive studies about the impact of different aspects of climate change on parasitoid ecology (Table 2, Fig. 1, Fig. 2). Understanding the link between species traits and geographic gradients is important for understanding the evolutionary processes responsible for observed functional diversity and for predicting community responses to climate change [23]. Indeed, this allows to connect ecological and evolutionary studies. Plastic responses, which precede evolutionary ones, are often insufficient by themselves to allow individuals to survive to climate change in the long term. However, plasticity can help populations to sustain themselves over a sufficient number of generations to allow genetic adaptation. Therefore, it facilitates evolutionary adaptation by providing more time for genetic changes [2]. This integrative approach (ecological and evolutionary) will make it possible to take into account both responses (plastic and evolutionary) to climate change [23].

Another general question in the use of gradients to study the impact of climate change, is the spatial scale used. Indeed, the relevant gradients for a system may depend on research questions and on the dispersal capacity of the organisms studied (both parasitoids and their hosts). Among geographic gradients, longitudinal ones are almost never studied in insects (Fig. 2A), although they are of major interest to study the effect of climatic factors independently of other abiotic factors. For example, diapause, which is induced by both photoperiod and temperature, is largely affected by climate change, leading to an



alteration of host-parasitoid interactions and large differences in parasitism efficiency along longitudinal gradients [48].

The advantage of using geographic gradients is to include multiple climatic factors such as temperature and precipitation as well as interactions between species that can be useful to predict changes in community structure and ecosystem functioning. These parameters are incompletely taken into account in theoretical climate models. Modelling has been proven useful to predict longer-term and larger-scale processes from short-term and small-scale empirical data from climatic gradients [43]. Therefore the concomitant use of both theoretical and empirical approaches is meaningful to obtain realistic predictions regarding the impact of future climate change on parasitoid guilds and their associated community.

### **Conclusions and perspectives**

As main findings, we showed that geographic gradients are often correlated to several life-history traits of parasitoids, which allows to predict the consequence of climate change through studies of variations in these traits at a large spatial scale.. Altitudinal and latitudinal gradients can help simulating the effects of an increase of the mean temperature whereas longitudinal gradients are well correlated to winter warming and summer heat waves.

As perspectives, although geographical gradients make it possible to study variations in average temperatures, one of the major impacts of climate change on interacting species such as parasitoids and their hosts comes from the increase in extreme events [1]. The Climate Extremes Hypothesis predicts that rare extreme events are a key selective agent in the evolution of thermal tolerance [23, 49]. Moreover, studies showed that the selection pressures generated by these stressful temperatures are stronger than those generated by variable but recurring temperatures [50, 51, 52], for both plastic and evolutionary responses [3, 53]. This effect can be detected both at the molecular level [53] or at the levels of life history traits such as diapause and phenology. By extracting extreme thermal stresses relevant for particular networks of hosts and their parasitoids from meteorological data, we could map gradients of extreme

temperature events. They may differ from mean temperature geographic gradients, but could better predict the impact of climate change. Another solution to use the gradient studies in cases of large inter-annual variations could be to work using year-locality points as data point, as developed by Alfaro Tapia et al. (2022) [25]. Indeed, for the same locality, it is possible to observe strong temperature variations between years, and to study the impacts of temperatures along geographical gradients, it is necessary to take these variations into account.

### Acknowledgements

Thanks to Valérie Briand for bibliographic assistance and Philippe Vernon for pertinent discussions about longitudinal gradients. We would like to thank Antonino Cusumano & Nina Fatouros, section editors of Parasites/Parasitoids/Biological control for the invitation to contribute to this special issue. This work was supported by the CNRS (Centre National de Recherche Scientifique), project IRP GRADIENTS, by the University of Rennes 1, by the French Embassy in China, by the Brittany Region (Grant ARED 1241 for Sacha Roudine and grant ARED 2355 for Lena Jego) and by the National Key R & D Project (2022YFD1400400), CAAS Projects (ZDRW202108) and the NSFC Project (31620103914).

### References

- [1] IPCC, **Climate Change 2022: Impacts, Adaptation and Vulnerability**. In *Contribution of Working Group II to the Sixth Assessment Report of the Intergovernmental Panel on Climate Change*. Edited by Pörtner HO, Roberts DC, Tignor M, Poloczanska ES, Mintenbeck K, Alegría A, Craig M, Langsdorf S, Lösschke S, Möller V, Okem A, Rama B. Cambridge University Press ; 2022: 3056 pp., doi:10.1017/9781009325844.
- [2] van Baaren J, Candolin U: **Plasticity in a changing world: Behavioural responses to human perturbations**. *COIS* 2018, <https://doi.org/10.1016/j.cois.2018.02.003>.

\*\*This paper highlights how plasticity can be a first step to resist to climate change, allowing sometimes further adaptation

- [3] Le Lann C, van Baaren J, Visser B : **Dealing with predictable and unpredictable temperatures in a climate change context: the case of parasitoids and their hosts.** *J Exp Biol* 2021, **224** (1) **10.1242/jeb.238626** (hal-03157277)

\*\*This paper highlights the effects of unpredictable temperatures on parasitoids

- [4] Harvey J, Tougeron K, Gols R, Heinen R, Abarca M, Abram P, Basset Y, Berg M, Boggs C, Brodeur J, Cardoso P, de Boer J, de Snoo G, Deacon C, Dell J, Desneux N, Dillon M, Duffy G, Dyer L, Ellers J, Espíndola A, Fordyce J, Forister M, Fukushima C, Gage M, Garcia-Robledo C, Gely C, Gobbi M, Hallmann C, Hance T, Harte J, Hochkirch A, Hof C, Hoffmann A, Kingsolver J, Lamarre G, Laurance W, Lavandero B, Leather S, Lehmann P, Le Lann C, Lopez-Uribe M, Ma CS, Ma G, Moiroux J, Monticelli L, Nice C, Ode P, Pincebourde S, Ripple W, Rowe M, Samways M, Sentis A, Shah A, Stork N, Terblanche J, Thakur M, Thomas M, Tylianakis J, van Baaren J, Van de Pol M, van der Putten W, Van Dyck H, Verberk W, Wagner D, Weisser W, Wetzell W, Woods HA, Wyckhuys K, Chown S: **Scientists Warning on climate change, climatic extremes and insects.** *Ecol monographs* 2022, <http://doi.org/10.1002/ecm.1553>.

\*\*This paper highlights the effects of the mean increase of temperatures and of the increase of the frequency of extreme events on insects

- [5] Ma G, Ma CS, Le Lann C, van Baaren J: **Effects of Climate Change on Insect Phenology.** In *Effects of Climate Change on Insects: Physiological, Evolutionary, and Ecological Responses*. Edited by González-Tokman D, Dáttilo W. Oxford University Press; 2023: In press.

\*\*This paper highlights the effects of climate change on insect phenology (including hosts and parasitoids), showing that these changes in phenologies can increase or decrease pest outbreaks

- [6] Ma CS, Ma G, Pincebourde S. **Survive a warming climate: insect responses to extreme high temperatures.** *Annu Rev Entomol* 2021a, **66**: 163–184. <https://doi.org/10.1146/annurev-ento-041520-074454>

\*\*This paper highlights the responses of insect to extreme temperature events

[7] Ma CS, Zhang W, Peng Y, Zhao F, Chang XQ, Xing K, Zhu L, Ma G, Yang HP, Rudolf V. **Climate warming promotes pesticide resistance through expanding overwintering range of a global pest.** *Nature Communications* 2021b, **12**: 5351. <https://doi.org/10.1038/s41467-021-25505-7>

[8] Ma G, Ma CS. **Potential distribution of invasive crop pests under climate change: incorporating mitigation responses of insects into prediction models.** *COIS* 2022, **49**: 15-21. <https://doi.org/10.1016/j.cois.2021.10.006>

[9] Bonsignore, CP, Vizzari G, Vono G, Bernardo U. **Short-Term Cold Stress Affects Parasitism on the Asian Chestnut Gall Wasp *Dryocosmus kuriphilus*.** *Insects* 2020, **11** : 841. doi:10.3390/insects11120841

[10] Ma G, Rudolf V, Ma CS. **Extreme temperature events alter demographic rates, relative fitness, and community structure.** *Global Change Biol* 2015. **21(5)**: 1794–1808. <https://doi.org/10.1111/gcb.12654>

[11] Tougeron K, Damien M, Le Lann C, Brodeur J, van Baaren J. **Changes in host-parasitoid communities over the years in cereal crops of Western France: Does climate warming matters?** *Frontiers Ecol Evol Pop Evol Dyn* 2018, **6**:173. doi: 10.3389/fevo.2018.00173

[12] Tougeron K, Couthouis E, Hecq F, Barascou L, Baudry J, Boussard H, Burel F, Couty A, Doury G, Francis C, Le Roux V, Marrec R, Pétilion J, Spicher F, Hance T, van Baaren J. **Where and when the biological control service can be maximized?** *STOTEN* 2022, **822**: 153569. DOI: [10.1016/j.scitotenv.2022.153569](https://doi.org/10.1016/j.scitotenv.2022.153569)

\*\* This paper compared a pest and natural enemy community of wheat fields along a longitudinal gradient between Brittany to Belgium and showed that the potential of biocontrol is better in Brittany than in Belgium due to the winter warming.

[13] Godfray HCJ. **Parasitoids: Behavioral and Evolutionary Ecology.** Princeton: Princeton University Press. 1994: 473 pp.

- [14] Wang Z, Liu Y, Shi M, Huang J, Chen X. **Parasitoid wasps as effective biological control agents.** *J Integrative Agric* 2019, **18**: 705-715. [https://doi.org/10.1016/S2095-3119\(18\)62078-7](https://doi.org/10.1016/S2095-3119(18)62078-7).
- [15] Clarke CW, Calatayud P-A, Sforza RFH, Ndemah RN, Nyamukondiwa C. **Editorial: Parasitoids' Ecology and Evolution.** *Front. Ecol. Evol.* 2019. **7**: 485. doi: 10.3389/fevo.2019.00485
- [16] Eklöf A, Ebenman BO. **Species loss and secondary extinctions in simple and complex model communities.** *J Anim Ecol* 2006, **75**: 239–246.
- [17] Horne CR, Hirst AG, Atkinson D. **Insect temperature–body size trends common to laboratory, latitudinal and seasonal gradients are not found across altitudes.** *Funct Ecol* 2018, **32(4)**, 948–957. <https://doi.org/10.1111/1365-2435.13031>.
- [18] Shelomi M. **Where Are We Now? Bergmann's Rule Sensu Lato in Insects.** *Am Nat* 2012, **180**. <https://doi.org/10.5061/dryad.hn356>.
- [19] Santos AMC, Quicke DLJ. **Large-scale diversity patterns of parasitoid insects.** *Entomol Sci* 2011, **14**: 371–382. <https://doi.org/10.1111/j.1479-8298.2011.00481.x>
- [20] Mayhew PJ. **Comparing parasitoid life histories.** *Entomol Exp Appl* 2016, 159: 147–162.
- [21] Moiroux J, Le Lann C, Seyahooei MA, Vernon P, Pierre JS, van Baaren J, van Alphen JJM (). **Local adaptations of life-history traits of a *Drosophila* parasitoid, *Leptopilina boulardi*: Does climate drive evolution?** *Ecol Entomol* 2010, **35(6)**: 727–736. <https://doi.org/10.1111/j.1365-2311.2010.01233.x>
- [22] Ellers J, van Alphen JJM. **Life history evolution in *Asobara tabida*: plasticity in allocation of fat reserves to survival and reproduction.** *J Evol Biol* 1997, 10: 771-785 [1010-061X/97/050771-15](https://doi.org/10.1010-061X/97/050771-15)
- [23] Sunday J, Bennett JM, Calosi P, Clusella-Trullas S, Gravel S, Hargreaves AL, Leiva FP, Verberk WCEP, Olalla-Tarraga MA, Morales-Castilla I. **Thermal tolerance patterns across latitude and elevation.** *Phil. Trans. R. Soc. B* 2019, **374**: 20190036. [doi.org/10.1098/rstb.2019.0036](https://doi.org/10.1098/rstb.2019.0036)

[24] Scotta MI, Margris L, Sellier N, Warot S, Gatti F, Siccardi F, Gibert P, Vercken E, Ris N. **Genetic variability, population differentiation, and correlations for thermal tolerance indices in the minute wasp, *Trichogramma cacoeciae***. *Insects* 2021, **12(11)**. <https://doi.org/10.3390/insects12111013>

\*\* This paper studied geographic variation of cold thermal tolerance (parameter: chill coma temperature (CCT), CTmin) of one *Trichogramma* species. CCT has been significantly affected by longitude and severity of winter. A slight positive relation can be seen between longitude and CTmin.

[25] Alfaro-Tapia A, Alvarez-Baca J, Tougeron K, Lavandero B, Le Lann C, Van Baaren J. **Overwintering strategies and life-history traits of different populations of *Aphidius platensis* along a latitudinal gradient in Chile**. *Entomologia Generalis* 2022, **42**: 127-145. [10.1127/entomologia/2021/11860171-8177/2021/1186](https://doi.org/10.1127/entomologia/2021/11860171-8177/2021/1186). [hal-03629547](https://hal.archives-ouvertes.fr/hal-03629547)

\*\* This paper highlights that a geographic gradient does not mean obligatory a climatic gradient. Indeed, the Central Valley in Chile, although representing a large latitudinal area (around 1200 km long) suffers from relative inter-annual homogenization in temperature, leading to a lack of differentiation between host-parasitoids communities.

[26] Buellesbach J, Diao W, Schmitt T, Beukeboom LW. **Micro-climate correlations and conserved sexual dimorphism of cuticular hydrocarbons in European populations of the jewel wasp *Nasonia vitripennis***. *Ecol Entomol* 2021, **47(1)**: 38–51. <https://doi.org/10.1111/een.13089>

\*\* In this paper, male and female CHC profiles of the parasitoid *N. vitripennis* were compared across a wide latitudinal gradient in Europe. Their CHC variation was correlated with climatic factors associated with desiccation. Unexpected environmental correlations of intermediate chain-length CHCs (C31) were found exclusively in females, potentially reflecting the different life histories of the sexes in *N. vitripennis*. This study sheds light on how both adaptive flexibility and conserved sexual attractiveness can potentially be integrated and encoded in CHC profiles of *N. vitripennis* females across a wide distribution range in Europe.

- [27] Joschinski J, Bonte D. **Diapause and bet-hedging strategies in insects: a meta-analysis of reaction norm shapes.** *Oikos* 2021, **130(8)** : 1240–1250. <https://doi.org/10.1111/oik.08116>
- \*\* In this paper, 458 diapause reaction norms were extracted from 60 studies. The results showed that mean diapause timing correlated reasonably well with mean winter onset, except for populations at high latitudes, which apparently failed to track early onsets. The apparent lack of phenological bet-hedging strategies may pose a risk in a less predictable climate, but this also highlights the need for more data on alternative strategies.
- [28] Paolucci S, van de Zande L, Beukeboom LW. **Adaptive latitudinal cline of photoperiodic diapause induction in the parasitoid *Nasonia vitripennis* in Europe.** *J Evol Biol* 2013, **26(4)**: 705–718. <https://doi.org/10.1111/jeb.12113>
- [29] Zhang JJ, Desneux N, Benelli G, Zang LS, Du WM, Ruan CC. **Geographic variation of diapause induction rates in *Trichogramma drendrolimi* (Hymenoptera: Trichogrammatidae) in China.** *J Econ Entomol* 2017, **110(2)** : 386. <https://doi.org/10.1093/jee/tow316>.
- [30] Abarca M, Lill JT. **Latitudinal Variation in the Phenological Responses of Eastern Tent Caterpillars and Their Egg Parasitoids.** *Ecol Entomol* 2019. **44 (1)**: 50-61. <https://doi.org/10.1111/een.12673>.
- [31] Tougeron K, Le Lann C, Brodeur J, van Baaren J. **Are aphid parasitoids from mild winter climates losing their winter diapause?** *Oecologia* 2017, **183(3)**: 619–629. <https://doi.org/10.1007/s00442-016-3770-7>
- [32] Régnière J, Thireau JC, Saint-Amant R, Martel V. **Modeling climatic influences on three parasitoids of low-density spruce budworm populations. Part 3: *Actia interrupta* (diptera: Tachinidae).** *Forests* 2021, **12(11)**. <https://doi.org/10.3390/f12111471>
- [33] Branca A, Le Ru B, Calatayud PA, Obonyo J, Musyoka B, Capdevielle-Dulac C, Kaiser-Arnauld L, Silvain JF, Gauthier J, Paillusson C, Gayral P, Herniou EA, Dupas S. **Relative influence of host, wolbachia,**

- geography and climate on the genetic structure of the sub-saharan parasitic wasp *Cotesia sesamiae*.** *Frontiers Ecol Evol* 2019, **7**. <https://doi.org/10.3389/fevo.2019.00309>
- [34] Zepeda-Paulo F, Dion E, Lavandero B, Mahéo F, Outreman Y, Simon JC, Figueroa CC. **Signatures of genetic bottleneck and differentiation after the introduction of an exotic parasitoid for classical biological control.** *Biol Invasions* 2016, **18(2)**: 565–581. <https://doi.org/10.1007/s10530-015-1029-6>.
- [35] Sutton TL, Riegler M, Cook JM. **One step ahead: A parasitoid disperses farther and forms a wider geographic population than its fig wasp host.** *Molecular Ecol* 2016, **25(4)**: 882–894. <https://doi.org/10.1111/mec.13445>
- [36] Vuarin P, Allemand R, Moiroux J, van Baaren J, Gibert P. **Geographic variations of life history traits and potential trade-offs in different populations of the parasitoid *Leptopilina heterotoma*.** *Naturwissenschaften* 2012, **99(11)**: 903–912. <https://doi.org/10.1007/s00114-012-0972-7>
- [37] Corcos D, Cerretti P, Mei M, Vigna Taglianti A, Paniccchia D, Santoiemma G, De Biase A, Marini L. **Predator and Parasitoid Insects along Elevational Gradients: Role of Temperature and Habitat Diversity.** *Oecologia* 2018, **188 (1)**: 193-202. <https://doi.org/10.1007/s00442-018-4169-4>.
- [38] Chia-Hua L, Borowy D, Buffington ML, Leips J. **Geographic and Seasonal Variation in Species Diversity and Community Composition of Frugivorous *Drosophila* (Diptera: Drosophilidae) and Their *Leptopilina* (Hymenoptera: Figitidae) Parasitoids.** *Environ Entomol* 2018. **47 (5)**: 1096-1106. <https://doi.org/10.1093/ee/nvy114>.
- [39] Serrano-Munoz M, Pujade-Villar J, Lobato-Vila I, Valencia-Cuevas L, Mussali-Galante P, Castillo-Mendoza E, Callejas-Chavero A, Tovar-Sanchez E. **Influence of Elevation Gradient on Cynipid Galls and Their Associated Insect Communities: The Case of *Quercus Rugosa* (Fagaceae).** *Arthropod-Plant Interactions* 2022, **16 (5)**: 401-21. <https://doi.org/10.1007/s11829-022-09911-2>.

\*\* This study characterized the abundance, richness, and diversity of gall-inducing cynipids associated with the galls of the host oak *Quercus rugosa*, through an elevation gradient. It was conducted on 140 oak trees belonging to seven populations (20/site) in central Mexico. The results supported that Cynipid



gall protect the galls-associated arthropod community from unfavorable abiotic conditions throughout the altitudinal gradient.

[40] Andrade TO, Outreman Y, Krespi L, Plantegenest M, Vialatte A, Gauffre B, van Baaren J. **Spatiotemporal Variations in Aphid-Parasitoid Relative Abundance Patterns and Food Webs in Agricultural Ecosystems.** *Ecosphere* 2015. **6 (7)**: art113. <https://doi.org/10.1890/ES15-00010.1>.

[41] Philbin CS, Paulsen M, Richards LA. **Opposing Effects of *Ceanothus Velutinus* Phytochemistry on Herbivore Communities at Multiple Scales.** *Metabolites* 2021, **11 (6)**: 361. <https://doi.org/10.3390/metabo11060361>.

\*\* This paper highlights that host abundance and diversity are correlated to plant diversity and defense mechanisms, which decreased with elevation.

[42] Hódar JA, Cayuela L, Heras D, Pérez-Luque AJ, Torres-Muros L. **Expansion of Elevational Range in a Forest Pest: Can Parasitoids Track Their Hosts?** *Ecosphere* 2021, **12 (4)**: e03476. <https://doi.org/10.1002/ecs2.3476>.

\*\* This paper highlights the importance of plants diversity at the expansion area of hosts to favor the establishment of parasitoids, which could contribute to synchronizing host-parasitoid interactions and minimize the risk of pest outbreaks.

[43] Audusseau H, Baudrin G, Shaw M, Keehnen N, Schmucki R, Dupont L. **Ecology and Genetic Structure of the Parasitoid *Phobocampe confusa* (Hymenoptera: Ichneumonidae) in Relation to Its Hosts, *Aglais* Species (Lepidoptera: Nymphalidae).** *Insects*, 2020, **11 (8)**: 478. DOI: <https://doi.org/10.3390/insects11080478>

[44] Burington ZL, Inclan-Luna DJ, Pollet M, Stireman JO. **Latitudinal Patterns in Tachinid Parasitoid Diversity (Diptera: Tachinidae): A Review of the Evidence.** *Insect Conserv Diversity* 2020, **13 (5)**: 419-31. <https://doi.org/10.1111/icad.12416>.

[45] Wermelinger B, Rigling A, Schneider DM, Kenis M, Gossner MM. **Climate Change Effects on Trophic Interactions of Bark Beetles in Inner Alpine Scots Pine Forests.** *Forests* 2021, **12 (2)**: 136. <https://doi.org/10.3390/f12020136>.

\*\* This paper emphasizes the importance of considering the whole trophic web to explain patterns of parasitism, especially the abundance of other predatory taxa.

[46] Zvereva EL, Zverev V, Kozlov MV. **Predation and Parasitism on Herbivorous Insects Change in Opposite Directions in a Latitudinal Gradient Crossing a Boreal Forest Zone.** *J Anim Ecol* 2020, **89** (12): 2946-57. <https://doi.org/10.1111/1365-2656.13350>.

[47] Jeavons E, van Baaren J, Le Ralec A, Buchard C, Duval F, Llopis S, Postic E, Le Lann C. **Third and fourth trophic level composition shift in an aphid-parasitoid-hyperparasitoid food web limits aphid control in an intercropping system.** *J Appl Ecol* 2021, **59** (1): 300-313. <https://doi.org/10.1111/1365-2664.14055>.

\*\* This paper highlights the role of hyperparasitoids in disrupting the action of primary parasitoids in mixed cereal fields.

[48] Zhu L, Hoffmann AA, Li SM, Ma CS. **Extreme climate shifts pest dominance hierarchy through thermal evolution and transgenerational plasticity.** *Funct Ecol* 2021, **35**:1524-1537.

\*\*This paper is an 8-year field survey of two aphid species aiming to link extreme high-temperature events to the shift in dominance hierarchy of two aphid species. Results point to a shift in species dominance related to interspecific differences in species' evolutionary rates and transgenerational plasticity of thermal traits during selection events associated with extreme climatic conditions. This study highlights that eco-evolutionary dynamics can contribute to community responses to natural thermal extremes.

[49] Manenti T, Loeschcke V, Moghadam NN, Sørensen JG **Phenotypic plasticity is not affected by experimental evolution in constant, predictable or unpredictable fluctuating thermal environments.** *J. Evol. Biol.* 2015, **28**: 2078–2087. [doi.org/10.1111/jeb.12735](https://doi.org/10.1111/jeb.12735)

[50] Logan ML, Cox CL. **Genetic constraints, transcriptome plasticity, and the evolutionary response to climate change.** *Front. Genet* 2020, **11**: 538226. [doi.org/10.3389/fgene.2020.538226](https://doi.org/10.3389/fgene.2020.538226)

- [51] Castaneda LE, Rezende EL, Santos M. **Heat tolerance in *Drosophila subobscura* along a latitudinal gradient: Contrasting patterns between plastic and genetic responses.** *Evolution* 2015, 69 (10): 2721–2734. doi.org/10.1111/evo.12757
- [52] Sørensen JG, Manenti T, Bechsgaard JS, Schou MF, Kristensen TN, Loeschcke V. **Pronounced plastic and evolutionary responses to unpredictable thermal fluctuations in *Drosophila simulans*.** *Front. Genet.* 2020, **11**: 555843. doi.org/10.3389/fgene.2020.555843

## FIGURES & TABLES

### Figure legends

**Figure 1. A conceptual diagram characterizing the variations in monthly mean temperature and in day length across different geographic gradients. (a)** Latitudinal gradient: temperature mean decreases but temperature variation increases with latitude. This leads to higher mean but smaller variation of temperature in low latitudes whereas lower mean but larger variation of temperature in high latitudes. The variation in day length (grey lines) increases with latitude. **(b)** Altitudinal gradient: temperature mean decreases with altitude while temperature variation remains relatively stable. The day length stays unchanged for a given location. **(c)** Longitudinal gradient: temperature mean varies relatively little while temperature variation increases with the distance from seacoast, according to the characteristics of continental versus marine climates. The day length remains constant across different longitudes. **(d)** A summary of the differences in temperature means and variations and in day length among the three patterns of geographic gradient.

**Figure 2.** Pie charts summarizing studies on the effect of geographic gradients on parasitoids. On the left, the types of geographical gradients, on the right the types of traits studied. **Physiology traits** include thermotolerance and metabolism; **Life history traits** include longevity, reproduction, lifespan, body size or body mass; **Population traits** include diapause and voltinism.

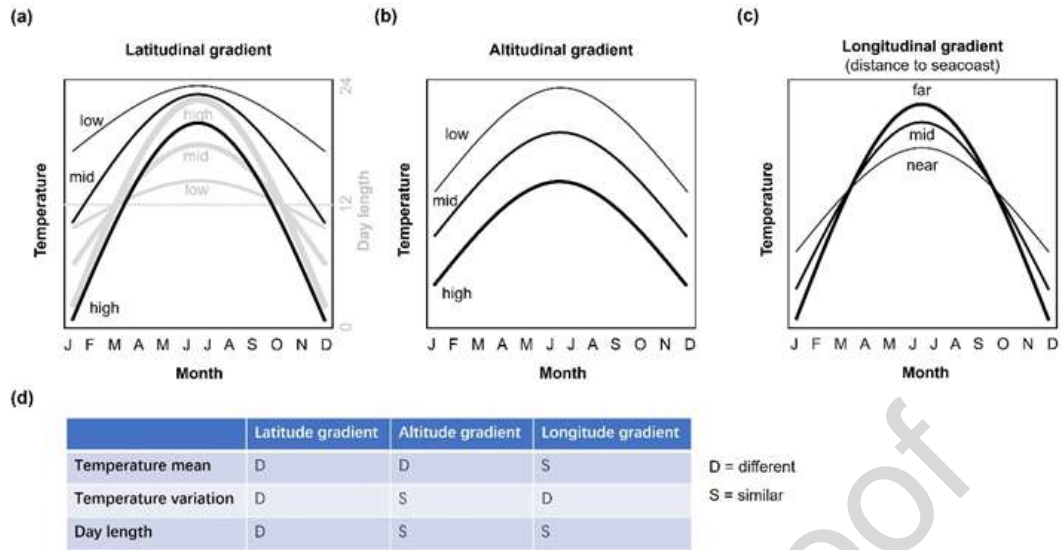


Figure 1

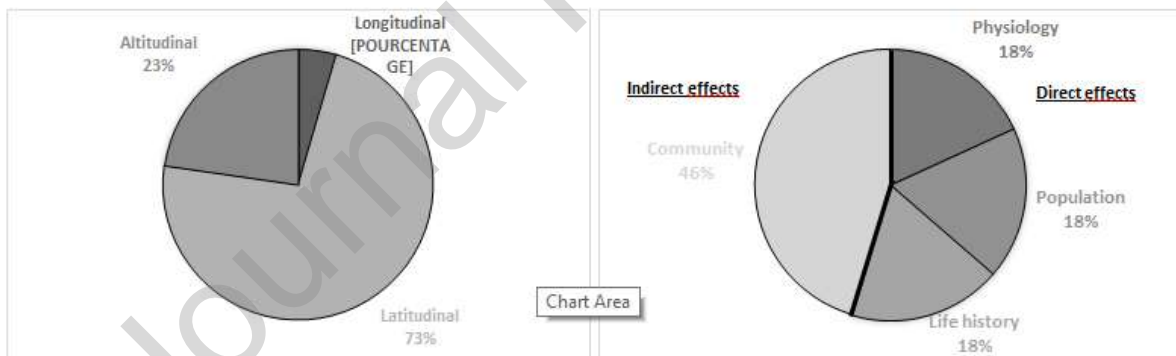


Figure 2

Table 1: References used for the Figure 2 and in the main text. Types and scales of the gradients.

References	Geographic gradients	Range	Countries	Environmental factors	Trait category	Specific traits
------------	----------------------	-------	-----------	-----------------------	----------------	-----------------

Santos & Quicke, 2011	Latitudinal	0-66.7	global	Temperature	Life history	Body size
Alfaro-Tapia et al., 2022	Latitudinal	70~72°W, 34~38°S	Chile	Temperature	Life history	Body size, reproduction, body mass
Scotta et al., 2021	Latitudinal/Longitudinal	43.56~48.46°N, 2.49~7.19°E	France	Temperature	Physiology	Thermotolerance
Alfaro-Tapia et al., 2022	Latitudinal	70~72°W, 34~38°S	Chile	Temperature	Physiology	Thermotolerance
Buellesbach et al., 2021	Latitudinal	42~65°N, 6.2~23°E	Europe	Temperature	Physiology	Proportion cuticle
Ellers et al., 1998	Latitudinal	37-52°N	Europe	Temperature	Life history	Lifespan and reproduction
Moiroux et al., 2010	Latitudinal	35.5~37.1°N, 53~55.2°E	Iran	Humidity	Life history	Longevity, reproduction and dry mass
Vuarin et al., 2012	Latitudinal	43.95-46.5°N, 4.87-4.74°E	France	Not specific	Physiology	Metabolic rate
Paolucci et al., 2013	Latitudinal	42~65°N, 6.2~23°E	Europe	Photoperiod	Population	Diapause
Zhang et al., 2017	Latitudinal	32~44°N, 120~128°E	China	Temperature	Population	Diapause
Abarca & Lill, 2019	Latitudinal	28~44°N, -82~-89°E	USA	Temperature	Population	Diapause
Régnière et al., 2021	Latitudinal	46~48°N, -66~-70°E,	Canada	Temperature	Population	Voltinism
Abarca et al., 2019	Latitudinal	28.66~44.33°N, 82.29~-89.22°W	USA	Temperature	Community	Host phenology
Burington et al., 2018	Latitudinal	39.21~-4.09°N, -76.91~79,13°W	North & Central America	Temperature	Community	Parasitoid specialisation degree
Corcos et al., 2018	Altitudinal	50 – 2000m	Italy	Temperature & Habitat diversity	Community	Species diversity, richness, abundance, and evenness
Hódar et al., 2021	Altitudinal	190 – 2000m	North America	Temperature	Community	Parasitism rates
Chia-Hua et al., 2018	Latitudinal	43.48~25.32°N, 71.64~80.29°W	North America	Temperature & Precipitations	Community	Species diversity, richness, abundance, and evenness

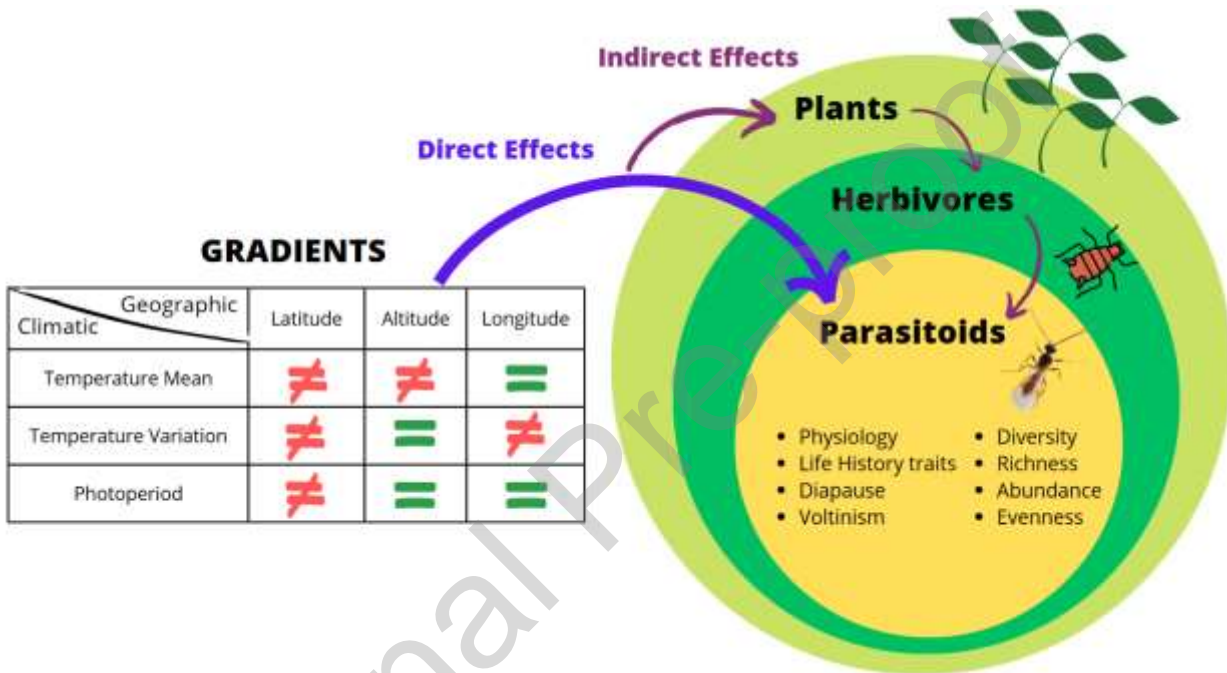
Philbin et al., 2021	Altitudinal	1600 – 2600m	North America	Habitat diversity	Community	Host abundances
Serrano-Munoz et al., 2022	Altitudinal	1000m	Mexico	Not specific	Community	Species diversity, richness, abundance, and evenness
Wermelinger et al., 2021	Altitudinal	900 – 1500m	Switzerland & Italy	Temperature	Community	Top-down regulation
Zvereva et al., 2020	Latitudinal	60~69°N	Russia	Temperature	Community	Top-down regulation
Audusseau et al., 2020	Latitudinal	500km latitudinal gradient	Sweden	Not specific	Community	Repartition area of hosts
Tougeron et al. 2022	Longitudinal	650 km (48.11~50.70° N, -1.70~4.61E)	France/Belgium	Temperature	Community	Abundances, Activity-density

**Table 2:** Main questions on parasitoid ecology (arising from Fig. 1 and Table 1) that can be addressed with the study of geographical gradients, and pros and cons of using each type of gradients (latitudinal, altitudinal and longitudinal)

Study subjects	Latitudinal	Altitudinal	Longitudinal
Study the effects of mean and variability of temperature increase	+	-	-
Focus on the effect of mean temperature increase as it is the only factor of variation	-	+	-
Impact of the photoperiod and the variability of temperatures	+	-	-
Dissociate the effects of photoperiod and temperature for diapause induction	-	-	+

Understanding the evolutionary processes responsible for observed functional diversity	+	+	+
Predicting community responses to climate change	+	+	+

## Graphical abstract



## Declaration of interests

The authors declare that they have no known competing financial interests or personal relationships that could have appeared to influence the work reported in this paper.

The authors declare the following financial interests/personal relationships which may be considered as potential competing interests:

## Highlights

- Temperature affects directly life history traits of parasitoids and indirectly communities
- Longitudinal gradients are understudied but well correlated to winter warming
- Latitudinal and altitudinal gradients allow simulating mean temperature increase
- Extreme temperature events will be determinant for host-parasitoid interactions

Journal Pre-proof