



HAL
open science

Base-Free Reversible Hydrogen Storage Using a Tethered π -Coordinated-Phenoxy Ruthenium-Dimer Precatalyst

Raphaël Verron, Emmanuel Puig, Pierre Sutra, Alain Igau, Cedric Fischmeister

► **To cite this version:**

Raphaël Verron, Emmanuel Puig, Pierre Sutra, Alain Igau, Cedric Fischmeister. Base-Free Reversible Hydrogen Storage Using a Tethered π -Coordinated-Phenoxy Ruthenium-Dimer Precatalyst. ACS Catalysis, 2023, 13, pp.5787-5794. 10.1021/acscatal.3c00476 . hal-04087966

HAL Id: hal-04087966

<https://hal.science/hal-04087966>

Submitted on 23 May 2023

HAL is a multi-disciplinary open access archive for the deposit and dissemination of scientific research documents, whether they are published or not. The documents may come from teaching and research institutions in France or abroad, or from public or private research centers.

L'archive ouverte pluridisciplinaire **HAL**, est destinée au dépôt et à la diffusion de documents scientifiques de niveau recherche, publiés ou non, émanant des établissements d'enseignement et de recherche français ou étrangers, des laboratoires publics ou privés.

Base-free reversible hydrogen storage using a tethered π -coordinated-phenoxy ruthenium-dimer pre-catalyst

Raphael Verron,[†] Emmanuel Puig,[‡] Pierre Sutra,[‡] Alain Igau,^{*‡} and Cédric Fischmeister^{*†}

[†]Univ Rennes, CNRS, ISCR (Institut des Sciences Chimiques de Rennes) – UMR 6226

F-35042 Rennes, France. E-mail : cedric.fischmeister@cnrs.fr

[‡] CNRS, LCC (Laboratoire de Chimie de Coordination). Université de Toulouse, UPS, INPT.

205 route de Narbonne, 31077 Toulouse Cedex 4, France. E-mail: alain.igau@lcc-toulouse.fr

KEYWORDS: Ruthenium, hydrogen, formic acid, additive-free, reversible storage and release

ABSTRACT: A dimeric tethered π -coordinated-phenoxy ruthenium pre-catalyst has been used for the base-free hydrogenation of CO₂ in DMSO. The same pre-catalyst was also efficient in the reverse dehydrogenation of formic acid yet under base-free conditions. An unprecedented base-free cycle consisting in hydrogen storage and release was successfully implemented with the same pre-catalyst. The latent property of the catalyst has been introduced in the concept of hydrogen storage/transportation/release

DEDICATION: This work is dedicated to the memory of Prof. I. T. Horváth

INTRODUCTION

The hydrogen economy based on hydrogen as a carbon-free energy vector has its roots in the second part of 20th century¹ but the fossil era with its abundant and low cost resources has overshadowed this domain until recently. Indeed, environmental issues and depletion of fossil resources have changed the energy supply situation and new sources of carbon-free energy are urgently needed. Hydrogen is one of the options foreseen to supply energy to future generations but some challenges need to be tackled in order to ensure its development. Among these challenges, the production, handling, storage and transportation are major concerns. Regarding storage, hydrogen can be stored as compressed gas ($100 < P < 700$ bar) or liquefied ($T = -253$ °C)² but both methods are energy intensive, require advanced storage materials and equipment and raise safety concerns. Metal-hydrides (MgH_2 , $NaBH_4$, $LiNH_2$...) are possible storage materials but they suffer from low storage capacity and slow storage and release kinetics. Advanced metal-hydride materials (nanostructured, reactive hydride composites, alloys, MOFs) are therefore under investigations.³ Beside those options, the chemical storage of hydrogen using Liquid Organic Hydrogen Carriers (LOHCs) is very appealing as most of these chemicals are non-toxic, and easy to handle and to transport.⁴ In this context, formic acid appears as a good candidate to store hydrogen in a reversible manner under mild conditions of pressure and temperature.⁵ Not only is formic acid a stable and not very hazardous liquid, easy to handle and transport (compared to other chemicals in particular mineral acids transported by roads or seas), but its hydrogen content (4.4 wt% or 53 g.L^{-1}) is higher than that of compressed hydrogen (16 g.L^{-1} at 200 bar or 40 g.L^{-1} at 700 bar). Numerous homogeneous⁵ and heterogeneous catalysts⁶ have been reported for the hydrogenation of CO_2 and for the dehydrogenation of formic acid. Many of these catalysts achieved high TONs and TOFs in the presence of additives, in particular basic additives, to

promote the catalytic reaction.^{7,8} Basic media could be necessary to assist catalyst turnovers or to make the reaction thermodynamically favorable (CO₂ hydrogenation : $\Delta_r G^0 > + 7.6 \text{ kcal.mol}^{-1}$ in the absence of base vs $-2.3 \text{ kcal.mol}^{-1}$ in the presence of NH₃ in the gas phase).⁹ The stability of catalysts and catalytic species including metal-hydride species under acidic conditions is also a major issue. If basic additives are required to ensure (high) catalytic activity and productivity, their use has an obvious negative environmental and economic impact which could be further amplified if additional purification are required to remove trace amounts of bases which could be prohibitive for downstream applications. It should also be noted that under basic conditions in aqueous media, the couple bicarbonate/formate constitutes another possibility for hydrogen storage.¹⁰ To date, only very few homogeneous catalysts have been reported for the base- or additive-free hydrogenation of carbon dioxide¹¹ and formic acid dehydrogenation.¹² Over the past 40 years, archetypal bifunctional catalysts such as the Shvo catalyst,¹³ the Noyori catalyst¹⁴ and, more recently, pincer-type catalysts¹⁵ have been used in homogeneous hydrogenation and dehydrogenation catalysis, sometimes in the absence of a base due to metal-ligand cooperation.¹⁶ In 2014, a new family of 6-membered ring ruthenium complexes featuring Shvo-catalyst similarities was reported by Igau¹⁷ and their catalytic activity under base-free conditions was very recently demonstrated in the reduction of ketones under hydrogenation and transfer hydrogenation conditions using either *i*-propanol or formic acid as hydrogen donors (Figure 1).¹⁸ In particular, a Shvo-type reactivity was demonstrated by the ability of such complex to split H₂ into a ruthenium-hydride with keto-ligand protonation. As part of the ongoing efforts on the implementation of LOHC in homogeneous catalysis^{12h,19} we have investigated the potential of these tethered-ruthenium catalysts for CO₂ hydrogenation and the reverse dehydrogenation of formic acid, both performed under base-free conditions.

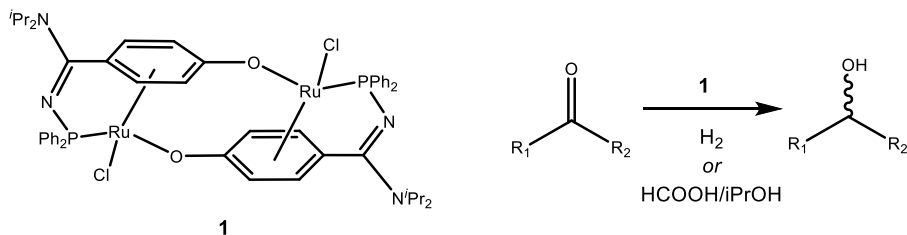


Figure 1 Tethered ruthenium-dimer pre-catalyst **1**

RESULTS AND DISCUSSION

CO₂ hydrogenation

The hydrogenation of CO₂ into formic acid (Fig. 2) has been scarcely reported under base-free conditions since the early reports by Khan^{11a} and Nicholas.^{11b} In the absence of base, this reaction is thermodynamically feasible if entropic contribution is improved through solvation of CO₂, H₂ and formic acid using appropriate solvents, of which DMSO was proved the most suitable with ruthenium catalysts (Fig. 2).^{11c,e-h} It should be noted that ruthenium catalysts lead to moderate TONs (< 500), excepted for the study reported by Leitner where a TON of 4200 was achieved at high pressure (120 bar). Beside ruthenium, iridium was found competent for this transformation carried out in water.^{11h} Studies focused on process development were also recently reported.²⁰

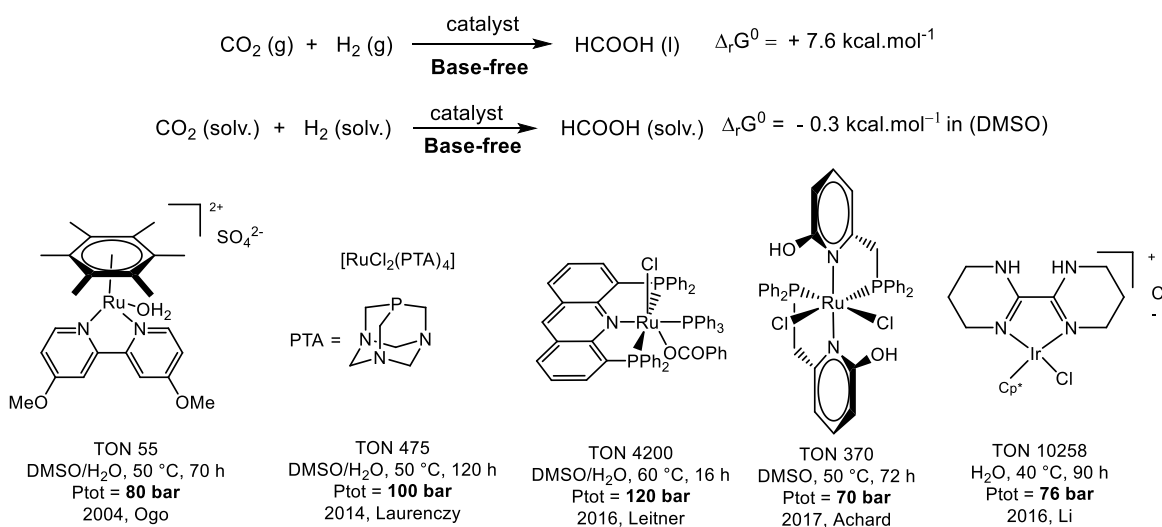


Figure 2 Active complexes in the catalytic hydrogenation of CO₂ under base-free conditions

We initiated our studies on the hydrogenation of CO₂ using DMSO as solvent at 60 °C with a total pressure of 40 bar (20 H₂ / 20 CO₂). We were pleased to observe the formation of formic acid though in a low concentration (3.2 10⁻² M) corresponding to a TON of 9 (Table 1, entry 1). This value could be increased to 105 upon increasing the total pressure to 60 bar, still with equal partial pressures of dihydrogen and carbon dioxide. In contrast with the results obtained by Leitner,^{11f} we observed a slight decrease of the TON when a 95/5 mixture of DMSO/ water was used as solvent (Table 1, entry 3). In the same manner, an excess of hydrogen did not bring any improvement as sometimes observed (Table 1, entry 4). Maintaining the total pressure at 60 bar, the TON could be further improved by increasing the reaction temperature from 60 °C to 80 °C thus indicating that equilibrium was not reached after 17 h at 60 °C (Table 1, entries 2 and 5). Indeed, the hydrogenation of CO₂ being exothermic, an increase of temperature should translate in a lower TON.^{11e,h} Increasing further the temperature resulted in a lower TON of 90 which could also be due to a lower stability of the catalyst at this higher temperature, (Table 1, entry 6). Eventually, the highest TON was obtained at 70 bar over a reaction time of 65 h (Table 1, entries 7, 8). These results demonstrate that complex **1** is competent for the CO₂ hydrogenation and open the way for improvements through ligand modification owing to the numerous possibilities offered by the structure of **1**. It is also important to mention that those results were obtained under relatively low pressure.²¹ For example, Leitner obtained the highest TON at a total pressure of 120 bar^{11f} and the analysis of the [HCOOH]_{DMSO} = f(P) in Laurenczy's 2014 seminal report reveals an increase of about a factor 3-4 in TON when increasing the pressure from 60 to 100 bar.^{11e} At 60 bar, 50 °C and after 120 h, a [HCOOH] ≈ 0.5 M was obtained, which is comparable to our best result obtained at 60 bar (Table 1, entries 7, 8).

Table 1 Catalytic hydrogenation of CO₂ with **1**^a

Entry	Solvent	P _{CO₂} ^c	P _{H₂} ^c	T (°C)	t (h)	[FA] (mol.L ⁻¹) ^d	TON ^{e,f}
1	DMSO	20	20	60	17	3.2 10 ⁻¹	9
2	DMSO	30	30	60	17	3.6 10 ⁻¹	105(12) ^g
3	DMSO/H ₂ O ^b	30	30	60	17	2.2 10 ⁻¹	58
4	DMSO	20	40	60	17	2.8 10 ⁻¹	73
5	DMSO	30	30	80	17	4.5 10 ⁻²	114
6	DMSO	30	30	90	17	3.2 10 ⁻¹	90
7	DMSO	35	35	60	17	4.5 10 ⁻¹	116
8	DMSO	30	30	60	65	6.4 10 ⁻¹	160

^a **1** (5.55. 10⁻⁶ mol, n(Ru)=1.11. 10⁻⁵ mol), DMSO (3 mL), 17 h. ^b 2.85 mL/0.15 mL (95/5). ^c at room temperature. ^d determined by NMR using concentration calibration, see ESI. ^e mole of CO₂ or H₂ converted per mole of Ru. ^f average of 2 runs with less than 10% difference. ^g TON at 6 h.

Formic acid dehydrogenation

Contrary to CO₂ hydrogenation into formic acid, the dehydrogenation of formic acid was abundantly reported in the last few years.^{22,23} However, as for CO₂ hydrogenation, examples of base-free dehydrogenation of formic acid are scarce and mostly conducted with iridium catalyst.^{12,24} In this domain, we reported an iridium-based catalyst able to dehydrogenate a 3 M aqueous solution of formic acid with a TOF of 38236 h⁻¹ at 100 °C.^{12h} The catalyst could also dehydrogenate neat formic acid with a TOF of 9174 h⁻¹ at 90 °C. With ruthenium, the very few examples reported employed pre-formed hydride complexes often prepared under basic conditions.^{12f,i} Recently, Milstein reported such a ruthenium-hydride catalyst promoting the dehydrogenation of neat formic acid with a TOF of 2186 h⁻¹ at 95 °C.²⁵ DMSO was chosen as solvent for the dehydrogenation of commercial grade formic acid with **1** (see ESI) at 90 °C, as one

of the objectives of this study was to address the reversibility of the process in a tandem experiment (H₂ storage and release cycle), therefore, both reactions must be conducted in the same solvent. Thus, using a loading of 0.5 mol% in **1** and a formic acid concentration of 2.4 mol.L⁻¹, a TOF of 202 h⁻¹ was obtained and the dehydrogenation which started immediately upon heating was completed in 25 minutes (conv. = 95%, Table 2, entry 1). The catalyst loading could be decreased to 0.25 mol% and high TON (173) could be reached upon extended reaction time, thus emphasizing the robustness of the pre-catalyst **1** and of the active catalytic species (Table 2, entry 2). The effect of formic acid concentration was also scrutinized. High concentrations are desired as they translate into higher volumetric energy content but they are not always tolerated by the catalysts for stability or solubility reasons. As depicted in Table 2, we were pleased to observe a slightly higher initial activity and similar productivity upon doubling the initial formic acid concentration (Table 2, entry 3). Unfortunately, attempts to dehydrogenate neat formic acid were not conclusive. Although commercial grade formic acid contains water, the effect of water on the catalyst efficiency was evaluated and moderate inhibition was observed (Table 2, entry 4). This is of practical and economical interest as anhydrous solvent is thus not necessary.

Table 2 Catalytic dehydrogenation of formic acid with **1**^a

Entry	Solvent	Catalyst (mol%)	Conv (%)	t (min)	TOF (h ⁻¹) ^b	TON ^b
1	DMSO	0.5	95	20	202	95
2	DMSO	0.25	86	150	84	173
3 ^c	DMSO	0.5	95	20	234	97
4	DMSO/H ₂ O (95/5)	0.5	83	30	132	83

^a Formic acid (100 μL, 2.65.10⁻³ mol), **1** (14 mg, 1.33.10⁻⁵ mol), solvent (1 mL, [FA] = 2.65 mol. L⁻¹). ^b TOF determined at 10 minutes from gas volume generated. TON determined from gas volume generated. ^c [FA] = 5.3 mol.L⁻¹

Following these promising results, a number of important features has been investigated. First, the purity of the gas released by the reaction was studied since formic acid dehydration may occur as a side reaction releasing CO which is a poison for Proton Exchange Membrane (PEM) fuel cell electrodes.²⁶ CO levels as low as 5-15 ppm were reported to lead to fuel cell degradation.²⁷ It should however be noticed that recent progress were made in CO-tolerant PEM fuel cells.²⁸ The experimental setup consisting in a reaction flask connected to a digital flowmeter was therefore completed by a GC chromatograph equipped with a catharometer detector at the flowmeter outlet. This configuration allowed the nature of the gas released to be followed from the start of the reaction to its completion, bearing in mind that alteration of the catalyst during the dehydrogenation process could alter its selectivity and thus potentially favour dehydration of formic acid. By monitoring the nature of the gas produced under the conditions of Table, 1, entry 1, we could not detect any CO in the gas stream throughout the reaction (detection limit < 1 ppm). Another important issue to address is the capability of the catalyst to generate high pressure of H₂/CO₂ mixture considering that high pressure is of practical utility for downstream applications but also considering that this reaction is reversible. For this purpose, a 22 mL Parr reactor was loaded with 1 mL of formic acid and 14 mg of **1** (0.05 mol%) and then heated at 90 °C in an oil bath. We were pleased to record a pressure increase up to 42 bar, sufficient to supply a flow of hydrogen to PEM-fuel cell.²⁹

To complete the study on FA dehydrogenation, the latent (sometimes quoted dormant) behaviour of complex **1** was evaluated. To our knowledge, this feature, or property, has not been reported in the domain of formic acid dehydrogenation. Latency is the capability of a catalyst to be inactive in the presence of a reagent, typically in the dark and at room or moderately low temperature. Catalytic activity can then be triggered by an external stimulus such as heat, light, mechanical or chemical activation.³⁰ In this way, formulations incorporating the solvents, reagents and the

dormant catalyst can be supplied to end-users who can directly implement the desired catalytic transformation using any of the aforementioned stimuli, thus avoiding the catalyst/reagent mixing step. We believe that this functionality could be exploited in the field of hydrogen storage to make the use of formic acid as a practical and easy to implement LOHC. However, major challenge with latent catalysts concerns their stability upon storage with the reagent and this is particularly true with an acidic reagent such as formic acid. The stability and latent behaviour of **1** were evaluated as follows. Two samples of concentrated formic acid (5.3 M in DMSO) and **1** (0.5 mol%) were prepared under inert atmosphere and stored for 70 h either at room temperature (c.a. 20 °C) or in a fridge (c.a. + 4 °C). Following this storage period some pressure had developed in the storing vial indicating that some dehydrogenation occurred during storage. However, when both samples were submitted to the dehydrogenation procedure, 82% and 93% of the theoretical gas volume was generated, respectively, hence demonstrating that only little dehydrogenation occurred during the storage period. It should also be noted that in both cases, ¹H NMR analyses showed that no formic acid remained in solution after the gas evolution had stopped. These results highlight the potential utilisation of **1** as a latent catalyst although improvements of dormant properties are necessary. Last but not least, these results also demonstrate the stability of complex **1** and the ruthenium species generated upon storage for several hours in a formic acid solution.

Catalytic tandem hydrogenation/dehydrogenation

Having demonstrated the ability of complex **1** to promote both the base-free hydrogenation of CO₂ and the base-free dehydrogenation of formic acid in independent experiments, we turned our attention to the carbon-neutral base-free hydrogen storage and release cycle (Figure 3) which is the basis of a hydrogen battery.

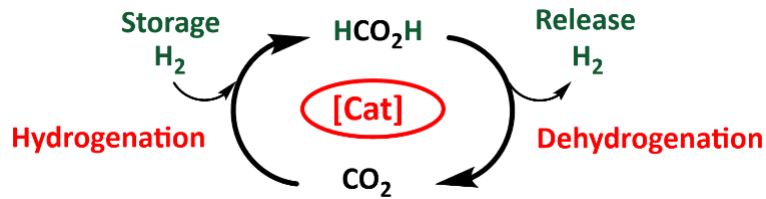


Figure 3 Carbon-neutral hydrogen storage and release principle

Since Leitner's pioneering results on the reversibility of the rhodium-catalysed hydrogenation of CO_2 to formic acid in acetone/ NEt_3 ,³¹ very few catalysts active in these two reactions have been reported, and when they have, the two reactions were carried out independently and always under basic conditions.³² Examples of hydrogen storage and release cycles are even more rare and they were also conducted under basic conditions,³³ sometimes with addition of base between cycles^{32a} or pH adjustments to trigger reversibility.^{32b} During the preparation of this manuscript, Beller reported the reversible hydrogenation of carbon dioxide to formate using a pincer-manganese catalyst in the presence of Lysine or potassium Lysinate for efficient retention of CO_2 .³⁴ With these considerations in mind, we investigated the ability of complex **1** to perform a CO_2 hydrogenation/formic acid dehydrogenation cycle. For this purpose, CO_2 hydrogenation was carried out in a high pressure reactor with complex **1** under the experimental conditions previously described (Table 1, entry 2) leading to the formation of formic acid with a concentration of $4 \cdot 10^{-1}$ mol. L^{-1} (Figure 4, **A**). This solution was then transferred to the dehydrogenation setup and immediately heated at 90°C . This resulted in the release of e.g. 48 mL of gas over 40 minutes corresponding to 94% of the theoretical volume accessible (Figure 4, **B**). The full consumption of formic acid was confirmed by ^1H NMR analysis of the remaining solution. To our knowledge, this base-free hydrogen and release cycle has not been reported before.

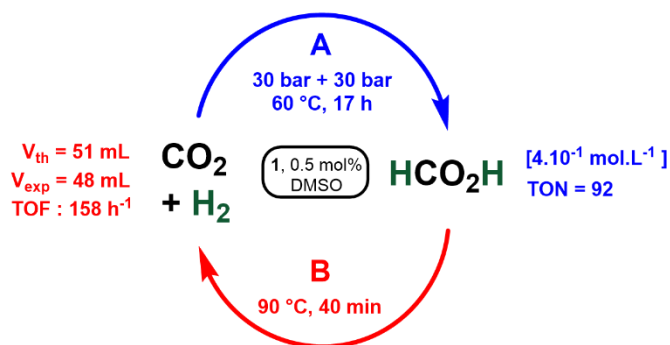


Figure 4 Neutral-carbon hydrogen storage and release with **1**

To further investigate the possibility of cyclic operation with **1**, the reaction was further studied over 5 days on several consecutive hydrogen storage and release cycles. A high pressure reactor was loaded under standard conditions with **1** ($5.7 \cdot 10^{-3}$ mmol) dissolved in DMSO (3 mL) and then pressurized with 30 bar CO_2 + 30 bar H_2 . After stirring for 16-21 h at 60 °C (charge), the reactor was gently cooled down to room temperature and the pressure slowly released. The reactor was then connected to the flowmeter and heated at 90 °C. The gas evolution was immediate and the total volume released was consistent with the cycle described earlier (Figure 4). As depicted in Figure 5, the two first cycles could be performed with similarly high gas volume released depending on the hydrogenation duration (charge) before a slight decrease was observed in the next third and fourth cycles where longer dehydrogenation times (discharge) were necessary to release lower amounts of gas. Despite this decrease of performances over several cycles, this study is a solid evidence of the robustness of the active catalytic species involved in the hydrogen storage and release process with **1**. It is of great importance to note that after the 4th run, the reaction medium remained perfectly clear and homogeneous without any trace of insoluble solid residue. Furthermore, the previously reported reactivity studies performed under stoichiometric conditions

and diverse experimental conditions (HCl, MeOTf, Br(CH₂)₂OTf, TIPF₆, H₂) did not evidence the possible formation of nanoparticles.¹⁷

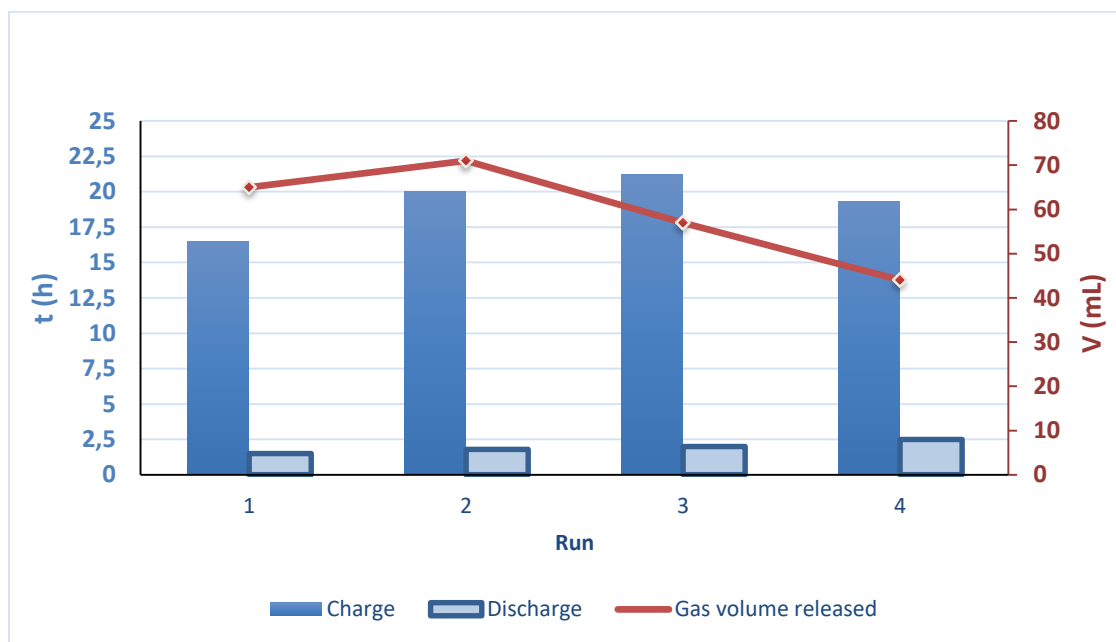
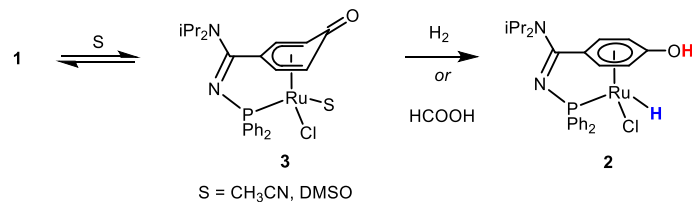


Figure 5 Cycles of hydrogen storage (charge) and release (discharge) with **1**

Finally, the latent behaviour of the catalyst in a full storage and release cycle was investigated. For this purpose, a reactor was loaded with 10 mg ($9.2 \cdot 10^{-3}$ mmol) of **1** in DMSO and then pressurised with 30 bar of CO₂ and 30 bar of H₂. After 20 h at 60 °C, the reactor was allowed to cool down to room temperature and the pressure gently released. The reactor was then closed and stored at room temperature over a week-end (c.a. 65 h). After this storage period, no significant pressure developed in the reactor (not detectable on the pressure gauge). However, 25 mL of gas were released at room temperature over a period of 5 minutes after which the gas flow dropped to 0. The reactor was then heated at 90 °C resulting in the immediate release of gas. This gas evolution stopped after 1 h, with a total volume released of 104 mL, demonstrating that the catalytic species

or its resting state has a certain degree of latency and very high stability. This catalyst latency could prove very useful from a practical and economic point of view and pave the way for an original and sustainable energy delivery concept. Following hydrogenation of CO₂ under moderate pressure, the reactor can be safely transported as is, from the hydrogenation plant to the hydrogen delivery site where formic acid dehydrogenation will be implemented. Another interest inherent to formic acid dehydrogenation is that the hydrogen acceptor (CO₂) is released in high purity hence allowing for low cost capture and storage. This CO₂ can further be used in local or nearby industrial processes rather than being returned to the hydrogenation site. This is a major difference and advantage *vs* other type of LOHCs such as polyaromatics that will necessarily need to be shipped back to the hydrogenation site for hydrogen reloading. However, this very appealing energy delivery concept will need to be improved to be viable, with the efficiency, stability and cost being of prime importance. This concept could also be envisioned with methanol which carries more hydrogen than formic acid (99 g.L⁻¹ *vs* 53 g.L⁻¹). However, the direct hydrogenation of CO₂ into MeOH and the reverse selective dehydrogenation of methanol are not yet straightforward processes.^{35,36}

A thorough study of the reactivity of **1** under various reaction condition was previously reported. In particular, these studies revealed that the ruthenium-hydride **2** could be obtained from **1** and H₂ through intermediate **3** in acetonitrile or directly from **1** in dichloromethane.¹⁷ It is noteworthy that compounds **2** and **3** feature a structure and reactivity very similar to that of the Shvo catalyst (Scheme 1), hence, we believe that those complexes could play a key role in the hydrogenation of CO₂ and dehydrogenation of formic acid. The reactivity of **1** in DMSO with formic acid was studied to highlight potential intermediates. Unfortunately, several ruthenium hydride species were observed of which one was found very stable but our efforts to isolate and characterize this compound were not successful (see SI for full details of this study).



Scheme 1 Hypothetical species involved in hydrogen storage and release processes with the dimeric pre-catalyst **1**.

Conclusion

In conclusion, we have demonstrated the activity of the dimeric tethered complex **1** in the base-free hydrogenation of CO₂ and dehydrogenation of formic acid. An unprecedented base-free hydrogen storage and release cycle has been completed, in which 94% of the hydrogen initially stored was released. This procedure could be repeated over 4 cycles albeit with an observed erosion of the performance which should not minimize the remarkable stability of the catalyst that was still active after 3 hydrogen storage (30 bar CO₂ + 30 bar H₂, 60 °C, 20 h) and release (90 °C; 90-120 min) cycles representing in total, 6 unitary catalytic reactions. We have also demonstrated that this catalyst displays some latency that allows the preparation of ready-to-use formic acid and catalyst solutions. This latent behaviour was further extended to the demonstration of an environmentally sustainable concept enabling the straightforward storage and release of hydrogen. This later original concept would drastically facilitate the process of hydrogen transportation and delivery. These first results with this type of catalyst are truly promising and the design of catalysts of this family are under active studies to improve their performances. In particular, the nature of the tethered arm is being investigated. Further work is ongoing in this direction as well as mechanism studies through experimental and theoretical investigations.

Supporting Information.

Experimental details for CO₂ hydrogenation and formic acid dehydrogenation; CO detection ; latency studies; NMR monitoring of **1** with FA.

AUTHOR INFORMATION

Corresponding Author

Cédric Fischmeister, Univ Rennes, CNRS, ISCR (Institut des Sciences Chimiques de Rennes) – UMR 6226, 35042 Rennes, France. E-mail : cedric.fischmeister@cnrs.fr. <https://orcid.org/0000-0002-9490-8145>

Alain Igau, CNRS, Laboratoire de Chimie de Coordination – UPR 8241. 205, route de Narbonne. BP 44099. 31077 Toulouse cedex 4. alain.igau@lcc-toulouse.fr. <https://orcid.org/0000-0002-5944-1527>

Author Contributions

The manuscript was written through contributions of all authors. All authors have given approval to the final version of the manuscript.

Funding Sources

This work was supported by a grant from the ANR.

ACKNOWLEDGMENT

The authors are grateful to the French National Research Agency ANR for financial support (Project CatEngy ANR-18-CE07-0006-01). The authors also thank M. Thierry Labasque from the

platform “Condate Eau” (OSUR-Université de Rennes 1) for the loan of GC equipment for gas analyses.

REFERENCES

¹ (a) Bockris, J. O. A hydrogen economy. *Science*, **1972**, *176*, 1323; (b) Bockris, J. O. The hydrogen economy: Its history. *Int. J. Hydrogen Energ.*, **2013**, *38*, 2579-2588; (c) Brandon N. P.; Kurban, Clean energy and the hydrogen economy. *Z. Phil. Trans. R. Soc. A*, **2017**, *375*, 20160400.

² (a) Andersson J.; Grönkvist S. Large-scale storage of hydrogen. *Int. J. Hydrogen Energ.*, **2019**, *44*, 11901-11919; (b) Abe J.O.; Popoola A.P. I.; Ajenifuja E.; Popoola O. M. hydrogen energy, economy and storage: Review and recommendation. *Int. J. Hydrogen Energ.*, **2019**, *44*, 15072-15086.

³ (a) Schneemann A.; White J. L.; Kang S. Y.; Jeong S.; Wan L. F.; Cho E. S.; Heo T. W.; Prendergast D.; Urban J. J.; Wood B. C.; Allendorf M. D.; Stavila V. Nanostructured metal hydrides for hydrogen storage. *Chem. Rev.*, **2018**, *118*, 10775-10839; (b) Ali N. A.; Sazelee N. A.; Ismail M., An overview of reactive hydride composite (RHC) for solid-state hydrogen storage materials. *Int. J. Hydrogen Energy*, **2021**, *46*, 31674-31698; (c) Zhao D.; Wang X.; Yue L.; He Y.; Chen B.; Porous metal-organic frameworks for hydrogen storage. *Chem. Commun.*, **2022**, *58*, 11059-11078.

⁴ (a) Niermann M.; Beckendorff A.; Kaltschmitt M.; Bonhoff K. Liquid Organic hydrogen Carrier (LOHC) - Assessment based on chemical and economic properties. *Int. J. Hydrogen*

Energy, **2019**, *4*, 6631-6654; (b) van Putten R., Wissink T., Swinkels T.; Pidko E. A. Fuelling the hydrogen economy: Scale-up of an integrated formic acid-to-power system, *Int. J. Hydrogen Energ.* **2019**, *44*, 28533-28541; (c) Preuster P., Papp C.; Wasserscheid P. Liquid Organic Hydrogen Carriers (LOHCs): Toward a hydrogen-free hydrogen Economy *Acc. Chem. Res.*, **2017**, *50*, 74-85.

⁵ (a) Sordakis K.; Tang C.; Vogt L. K.; Junge H.; Dyson P. J.; Beller M.; Laurenczy, G. homogeneous catalysis for sustainable hydrogen storage in formic acid and alcohols. *Chem. Rev.*, **2018**, *118*, 372-433; (b) Graseman M.; Laurenczy G. formic acid as a hydrogen source – recent developments and future trends. *Energy Environ. Sci.*, **2012**, *5*, 8171-8181; (c) Wang W.-H.; Himeda Y.; Muckerman J. T.; Manbeck G. F.; Fujita E. CO₂ Hydrogenation to formate and methanol as an Alternative to photo- and electrochemical CO₂ reduction. *Chem. Rev.*, **2015**, *115*, 12936-12973.

⁶ (a) Ra E. C.; Kim K. Y.; Kim E. H.; Lee H.; An K.; Lee J. S. Recycling carbon dioxide through catalytic hydrogenation: Recent key developments and perspectives. *ACS Catal.*, **2020**, *10*, 11318-11345; (b) Zhong H.; Iguchi M.; Chatterjee M.; Himeda Y.; Xu Q.; Kawanami H. Formic acid-based liquid organic hydrogen carrier system with heterogeneous catalysts. *Adv. Sustainable Syst.* **2018**, 1700161.

⁷ For examples of formic acid dehydrogenation with base additives, see: (a) Lentz N.; Albrecht M. A Low-coordinate iridium complex with a donor-flexible O,N-ligand for highly efficient formic acid dehydrogenation, *ACS Catal.*, **2022**, *12*, 12627-12631; (b) Celaje J. J. A.; Lu Z.; Kedzie A. E.; Terrile N. J.; Lo J. N.; Williams T. J.; A prolific catalyst for dehydrogenation of neat formic acid, *Nature. Commun.* **2016**, *7*, 11308; Wang W.-H.; Ertem M. Z.; Xu S.; Onishi N.; Manaka Y.; Suna Y.; Kambayashi H.; Muckerman J. T.; Fujita E.; Himeda Y. Highly robust

hydrogen generation by bioinspired Ir complexes for dehydrogenation of formic acid in water: experimental and theoretical mechanistic investigations at different pH. *ACS Catal.*, **2015**, *5*, 5496-5504.

⁸ For examples of CO₂ hydrogenation with base additives, (a) Ehmman K. R.; Nisters A.; Vorholt A. J.; Leitner W. Carbon dioxide hydrogenation to formic acid with self-separating product and recyclable catalyst phase. *ChemCatChem*, **2022**, e202200892. Doi 10.1002/cctc.202200892; (b) Tossaint A. S.; Rebreyend C.; Sinha V.; Weber M.; Canossa S.; Pidko E. A., Filomenko G. A. Two step activation of Ru-PN³P pincer catalysts for CO₂ hydrogenation. *Catal. Sci. Technol.* **2022**, *12*, 2972; (c) Tanaka R.; Yamashita M.; Nozaki K. Catalytic hydrogenation of carbon dioxide using Ir(III)-Pincer Complexes, *J. Am. Chem. Soc.*, **2009**, *131*, 14168-14169; (d) Oldenhof S.; van der Vlugt J. I.; Reek, J. N. H., Hydrogenation of CO₂ to formic acid with iridium^{III}(bisMETAMORPhos)(hydride): the role of a dormant fac-Ir^{III}(trihydride) and an active trans-Ir^{III}(dihydride) species. *Catal. Sci. Technol.*, **2016**, *6*, 404-408; (e) Ehmman K. R.; Nisters A.; Vorholt A. J.; Leitner W. Carbon dioxide hydrogenation to formic acid with self-separating product and recyclable catalyst phase. *ChemCatChem*, **2022**, e202200892. <https://doi.org/10.1002/cctc.202200892>; (f) Liu C.; Xie J.-Hua, Tian G.-L. Li W.; Zhou Q.-L. Highly efficient hydrogenation of carbon dioxide to formate catalyzed by iridium(III) complexes of imine–diphosphine ligands. *Chem. Sci.*, **2015**, *6*, 2928-2931.

⁹ Jessop P. G.; Ikariya T.; Noyori R. Homogeneous hydrogenation of carbon dioxide. *Chem. Rev.*, **1995**, *95*, 259-272.

¹⁰ Bahuguna A.; Sasson Y. Formate-Bicarbonate cycle as a vehicle for hydrogen and energy storage. *ChemSusChem*, **2021**, *14*, 1258-1283.

¹¹ (a) Taqui Khan M. M.; Halligudi S. B.; Shukla S. Reduction of CO₂ by molecular hydrogen and formaldehyde and their decomposition to CO and H₂O. *J. Mol. Catal.*, **1989**, *57*, 47-60; (b) J. Tsai C.; Nicholas K. M. Rhodium-catalyzed hydrogenation of carbon dioxide to formic acid. *J. Am. Chem. Soc.*, **1992**, *114*, 5117-5124; (c) Hayashi H.; Ogo S.; Fukuzumi S., Aqueous hydrogenation of carbon dioxide catalysed by water-soluble ruthenium aqua complexes under acidic conditions. *Chem. Commun.*, **2004**, 2714-2715; (d) Ogo S.; Kabe R.; Hayashi H.; Harada R., Fukuzumi S. Mechanistic investigation of CO₂ hydrogenation by Ru(II) and Ir(III) aqua complexes under acidic conditions: two catalytic systems differing in the nature of the rate determining step. *Dalton Trans.*, **2006**, 4657-4563; (e) Moret S.; Dyson P. J.; Laurency G. Direct synthesis of formic acid from carbon dioxide by hydrogenation in acidic media. *Nature Commun.*, **2014**, *5*, 4017; (f) Rohmann K.; Kothe J.; Haenel M. W.; Englert U.; Hölscher M.; Leitner W. Hydrogenation of CO₂ to formic acid with a highly active ruthenium aciphos Complex in DMSO and DMSO/Water. *Angew. Chem. Int. Ed.*, **2016**, *55*, 8966-8969; (g) Sahoo A. R.; Jiang F.; Bruneau C.; Sharma G. V. M.; Suresh S.; Roisnel T.; Dorcet V.; Achard M. Phosphine-pyridonate ligands containing octahedral ruthenium complexes: access to esters and formic acid. *Catal. Sci. Technol.*, **2017**, *7*, 3492-3498; (h) Lu, S.-M.; Wang Z., Li J., Xiao J.; Li C., Base-free hydrogenation of CO₂ to formic acid in water with an iridium complex bearing a *N,N'*-diimine ligand. *Green Chem.*, 2016, **18**, 4553.

¹² (a) Himeda Y. Highly efficient hydrogen evolution by decomposition of formic acid using an iridium catalyst with 4,4'-dihydroxy-2,2'-bipyridine. *Green Chem.*, **2009**, *11*, 2018-2022; (b) Boddien A.; Mellmann D.; Gartner F.; Jackstell R.; Junge H.; Dyson P. J.; Laurency G.; Ludwig R.; Beller M. Efficient dehydrogenation of formic acid using an iron catalyst. *Science*, **2011**, *333*, 1733-1736; (c) Manaka Y.; Wang W.-H.; Suna Y.; Kambayashi H.; Muckerman J. T.; Fujita E.;

Himeda Y., Efficient H₂ generation from formic acid using azole complexes in water. *Catal. Sci. Technol.*, **2014**, *4*, 34-37; (d) Vogt M.; Nerush A.; Diskin-Posner Y.; Ben-David Y.; D. Milstein, Reversible CO₂ binding triggered by metal–ligand cooperation in a rhenium(I) PNP pincer-type complex and the reaction with dihydrogen. *Chem. Sci.*, **2014**, *5*, 2043-2051; (e) Bertini F.; Mellone I.; Ienco A.; Peruzzini M.; Gonsalvi L. Iron(II) Complexes of the linear rac-tetraphos-1 ligand as efficient homogeneous catalysts for sodium bicarbonate hydrogenation and formic acid dehydrogenation. *ACS Catal.*, **2015**, *5*, 1254-1265; (f) (j) Lu S.-M.; Wang Z.; Wang J.; Li J.; Li C. hydrogen generation from formic acid decomposition on a highly efficient iridium catalyst bearing a diaminoglyoxime ligand. *Green Chem.*, **2018**, *20*, 1835-1840; (g) Prichatz C.; Trincado M.; Tan L.; Casas F.; Kammer A.; Junge H.; Beller M.; Grützmacher H. Highly efficient base-free dehydrogenation of formic acid at low temperature. *ChemSusChem*, **2018**, *11*, 3092-3095; (h) Wang S.; Huang H.; Roisnel T.; Bruneau C.; Fischmeister C., Base-free dehydrogenation of aqueous and neat formic acid with iridium(III) Cp*(dipyridylamine) Catalysts. *ChemSusChem*, **2019**, *12*, 179-184; (i) Pan Y.; Pan C.-L.; Zhang Y.; Li H.; Min S.; Guo X.; Zheng B.; Chen H.; Anders A.; Lai Z.; Zheng J.; Huang K.-W. Selective hydrogen generation from formic acid with well-defined complexes of ruthenium and phosphorus–nitrogen PNP-pincer ligand. *Chem. Asian J.*, **2016**, *11* 1357-1360; (j) Curley, J. B.; Bernskoetter, W. H.; Hazari, N., Additive-free formic acid dehydrogenation Using a pincer-supported iron catalyst. *ChemCatChem*, **2020**, *12*, 1934-1938; (k) Pandey, B.; Krause, J. A.; Guan, H. Iron dihydride complex stabilized by an all-phosphorus-based pincer ligand and carbon monoxide. *Inorg. Chem.*, **2022**, *61*, 11143-11155; (k) Léval, A.; Junge, H.; Beller, M. Manganese(I) κ^2 -NN complex-catalyzed formic acid dehydrogenation. *Catal. Sci. Technol.* **2020**, *10*, 3931–3937.

¹³ (a) Blum Y.; Shvo Y. Catalytically reactive ruthenium intermediates in the homogeneous oxidation of alcohols to esters. *Isr. J. Chem.* **1984**, *24*, 144-148; (b) Blum Y.; Czarkie D. Rahamim Y.; Shvo Y. (Cyclopentadienone)ruthenium carbonyl complexes - A New Class of homogeneous Hydrogenation Catalysts. *Organometallics*, **1985**, *4*, 1459-1461; (c) Warner M. C.; Casey C. P., Bäckvall J.-E. Shvo's catalyst in hydrogen transfer reactions. *Top Organomet. Chem.* **2011**, *37*, 85-125.

¹⁴ (a) Noyori R.; Ohkuma T.; Kitamura M.; Takaya H.; Sayo N.; Kumobayashi H.; Akutagawa S. Asymmetric hydrogenation of β -keto carboxylic esters. A practical, purely chemical access to β -hydroxy esters in high enantiomeric purity. *J. Am. Chem. Soc.*, **1987**, *109*, 5856-5858; (b) Uematsu N.; Fujii A.; Hashiguchi S.; Ikariya T.; Noyori R. Asymmetric transfer hydrogenation of imines, *J. Am. Chem. Soc.*, **1996**, *118*, 4916-4917.

¹⁵ (a) Organometallic Pincer Chemistry; *Topics in Organometallic Chemistry*; G. van Koten and D. Milstein editors; 2013; Springer Verlag Berlin Heidelberg; (b) Zell T.; Milstein D. Hydrogenation and dehydrogenation iron pincer Catalysts capable of metal–ligand cooperation by Aromatization/De aromatization. *Acc. Chem. Res.*, 2015, **48**, 1979-1994.

¹⁶ Stevens M. A.; Colebatch A. L. Cooperative approaches in catalytic hydrogenation and dehydrogenation. *Chem. Soc. Rev.*, **2022**, *51*, 1881-1898.

¹⁷ Kechaou-Perrot M.; Vendier L.; Bastin S.; Sotiropoulos J.-M.; Miqueu K.; Menéndez-Rodríguez L.; Crochet P.; Cadierno V.; Igau A. Tethered η^5 -oxocyclohexadienyl piano-stool ruthenium(II) complexes: A new class of catalysts? *Organometallics*, **2014**, *33*, 6294-6297.

¹⁸ Puig E.; Verron R.; Kechaou-Perrot M.; Vendier L.; Gornitzka H.; Miqueu K.; Sotiropoulos J.-M.; Fischmeister C.; Sutra P.; Igau A. Shvo-type metal–ligand cooperative catalysts: tethered η^5 -oxocyclohexadienyl ruthenium complexes. *Organometallics*, **2022**, *41*, 1391-1402.

¹⁹ Wang S.; Huang H.; Bruneau C.; Fischmeister C. *ChemSusChem*, Iridium-catalyzed hydrogenation and dehydrogenation of *N*-heterocycles in water under mild conditions **2019**, *12*, 2350-2354.

²⁰ (a) Jens C. M.; Scott M.; Liebergesell B.; Westhues C. G.; Schäfer P.; Francio G.; Leonhard K.; Leitner W. Bardow A. Rh-Catalyzed hydrogenation of CO₂ to formic acid in DMSO-based reaction media: Solved and unsolved challenges for process development. *Adv. Synth. Catal.*; **2019**, *361*, 307-316; (b) Zhang Z.; Liu S.; Hou M.; Yang G.; Han B. Continuous-flow formic acid production from the hydrogenation of CO₂ without any base. *Green Chem.*, **2021**, *23*, 1978-1982.

²¹ For technical reasons; higher pressures could not be implemented in our laboratory.

²² For recent reviews; see: (a) Guo J.; Yin C. K.; Zhong D. L.; Wang Y. L.; Qi T.; Liu G. H.; Shen L. T.; Zhou Q. S.; Peng Z. H.; Yao H.; Li X. B. Formic acid as a potential on-board hydrogen storage method: Development of homogeneous Noble Metal Catalysts for dehydrogenation Reactions *ChemSusChem*, **2021**, *14*, 2655-2681; (b) Iglesias M.; Fernandez-Alvarez F. J. Advances in non-precious metal homogeneously catalyzed formic acid dehydrogenation *Catalysts*, **2021**, *11*, 1288; (c) Guan C.; Pan Y.; Zhang T.; Ajitha M. J.; Huang K.-W. An Update on formic acid dehydrogenation by homogeneous catalysis. *Chem. Asian J.*, **2020**, *15*, 937-946 (d) Iglesias M.; Oro L. A. Mechanistic considerations on homogeneously catalyzed formic acid dehydrogenation. *Eur. J. Inorg. Chem.* **2018**, 2125-2138; (e) Onishi, N.; Kanega, R.; Kawanami,

R.; Himeda, Y. Recent progress in homogeneous catalytic dehydrogenation of formic acid. *Molecules*, **2022**, *27*, 455.

²³ (a) Loges B.; Bodien A.; Junge H.; Beller M. Controlled generation of hydrogen from formic acid amine adducts at room temperature and application in H₂/O₂ Fuel Cells. *Angew. Chem. Int. Ed.*, **2008**, *47*, 3962-3965; (b) Fellay C.; Dyson P. J.; Laurenczy G. A Viable hydrogen-storage system based on selective formic acid decomposition with a ruthenium catalyst. *Angew. Chem. Int. Ed.* **2008**, *47*, 3966-3968; (c) Czaun M.; Goeppert A.; Kothandaraman J.; May R. B.; Haiges R.; Surya Prakash G. K.; Olah G. A. Formic acid as a hydrogen storage medium: Ruthenium-catalyzed generation of hydrogen from formic acid in emulsions. *ACS Catal.* **2014**, *4*, 311-320; (d) Patra S.; Deka H.; Singh S. K. Bis-imidazole methane ligated ruthenium(II) complexes: synthesis, characterization, and catalytic activity for hydrogen production from formic acid in water. *Inorg. Chem.*, **2021**, *60*, 14275-14285.

²⁴ (a) Bielinski E. A.; Lagaditis P. O.; Zhang Y.; Mercado B. Q.; Wertele C.; Bernskoetter W. H.; Hazari N.; Schneider S. Lewis acid-assisted formic acid dehydrogenation using a pincer-supported iron catalyst. *J. Am. Chem. Soc.*, **2014**, *136*, 10234-10237; (b) Manaka Y.; Wang W.-H.; Suna Y.; H.; Muckerman J. T.; Fujita E.; Himeda Y. Efficient H₂ generation from formic acid using azole complexes in water. *Catal. Sci. Technol.* **2014**, *4*, 34-37; (c) Wang Z.; Lu S.-M.; Li J.; Wang J.; Li C. Unprecedentedly high formic acid dehydrogenation activity on an iridium complex with an *N,N'*-diimine ligand in water. *Chem. Eur. J.*, **2015**, *21*, 12592-12595; (d) Jantke D.; Pardatscher L.; Drees M.; Cokoja M.; Herrmann W. A.; Kehn F. E. Hydrogen Production and storage on a formic acid/bicarbonate platform using water-soluble *N*-heterocyclic carbene complexes of late transition metals. *ChemSusChem*, **2016**, *9*, 2849-2854; (e) Jongbloed L. S.; de Bruin B.; Reek J. N. H.; Lutz M.; van der Vlugt J. I. Reversible cyclometalation at Rh(I) as a motif

for metal–ligand bifunctional bond activation and base-free formic acid dehydrogenation. *Catal. Sci. Technol.*, **2016**, *6*, 1320-1327; (f) Fink C.; Laurenczy G. CO₂ as a hydrogen vector – transition metal diamine catalysts for selective HCOOH dehydrogenation. *Dalton Trans.*, **2017**, *46*, 1670-1676; (g) Onishi N.; Ertem M. Z.; Xu S.; Tsurusaki A.; Manaka Y.; Muckerman J. T.; Fujita, E.; Himeda Y. Direction to practical production of hydrogen by formic acid dehydrogenation with Cp*Ir complexes bearing imidazoline ligands. *Catal. Sci. Technol.*, **2016**, *6*, 988-992; (h) Neary M. C.; Parkin G. Nickel-catalyzed release of H₂ from formic acid and a new method for the synthesis of zerovalent Ni(PMe₃)₄. *Dalton Trans.*, **2016**, *45*, 14645-14650; (i) Montandon-Clerc M.; Dalebrook A. F.; Laurenczy G. Quantitative aqueous phase formic acid dehydrogenation using iron(II) based catalysts. *J. Catal.*, **2016**, *343*, 62-67.

²⁵ Kar S.; Rauch M.; Leitus G.; Ben-David Y.; Milstein D. Highly efficient additive-free dehydrogenation of neat formic acid. *Nature Catal.*, **2021**, *4*, 193-201.

²⁶ (a) Baschuk J. J.; Li X. Carbon monoxide poisoning of proton exchange membrane fuel cells. *Int. J. Energy Res.* **2001**, *25*, 695-713 (b) Scott F. J.; Roth C.; Ramaker D. E. Kinetics of CO poisoning in simulated reformat and effect of ru island morphology on PtRu fuel cell catalysts as determined by operando X-ray absorption near edge spectroscopy. *J. Phys. Chem. C.*, **2007**, *111*, 11403-11413

²⁷ Lushtinetz T.; Sklarow A.; Gulden J. Degradation effects on PEM fuel cells supplied with hydrogen from a LOHC system. *Appl. Mech. Mater.*, **2016**, *839*, 165-169.

²⁸ (a) Wang D.; Subban C. V.; Wang H.; Rus E.; Di Salvo F. J.; Abruña H. D. Highly stable and CO-tolerant Pt/Ti_{0.7}W_{0.3}O₂ electrocatalyst for proton-exchange membrane fuel cells. *J. Am. Chem. Soc.*, **2010**, *132*, 10218-10220; (b) Wang L.; Zhou Y.; Yang Y.; Subramanian A.; Kisslinger K.;

Zuo X.; Chuang Y.-C.; Yin Y.; Nam C.-Y.; Rafailovich M. H. Suppression of carbon monoxide poisoning in proton exchange membrane fuel cells via gold nanoparticle/titania ultrathin film heterogeneous catalysts. *ACS Appl. Energy Mater.*, **2019**, *2*, 3479-3487.

²⁹ Geiling J.; Steingerger M.; Ortner F.; Seyfried R.; Nuss A.; Uhrig F.; Lange C.; Öchsner R.; Wasserscheid P.; März M.; Preuster P. Combined dynamic operation of PEM fuel cell and continuous dehydrogenation of perhydro-dibenzyltoluene. *Int. J. Hydrogen Energy*, **2021**, *46*, 35662-35677.

³⁰ (a) Monsaert S.; Lozano Vila A.; Drozdak R.; Van Der Voort P.; Verpoort F. Latent olefin metathesis catalysts. *Chem. Soc. Rev.*, **2009**, *38*, 3360-3372; (b) Kabro A.; Roisnel T.; Fischmeister C.; Bruneau C. Ruthenium–indenylidene olefin metathesis catalyst with enhanced thermal stability. *Chem. Eur. J.*, **2010**, *16*, 12255-12261; (c) Piermattei A.; Kharthikeyan S.; Sijbesma R. P. Activating catalysts with mechanical force. *Nature Chem.* **2009**, *1*, 133-137.

³¹ Leitner W.; Dinjus E.; Gassner F. Rhodium-catalysed hydrogenation of carbon dioxide to formic acid. *J. Organomet. Chem.*, **1994**, *475*, 257-266.

³² (a) Gao Y.; Kuncheria J. K.; Jenkins H. A.; Puddephatt R. J.; Yap G. P. A. The interconversion of formic acid and hydrogen/carbon dioxide using a binuclear ruthenium complex catalyst. *J. Chem. Soc.; Dalton Trans.*, **2000**, 3212-3217; (b) Himeda Y.; Miyazawa S.; Hirose T. Interconversion between formic acid and H₂/CO₂ using rhodium and ruthenium catalysts for CO₂ fixation and H₂ storage. *ChemSusChem*, **2011**, *4*, 487-493; (c) Wang L.; Onishi N.; Murata K.; Hirose T.; Muckerman J. T.; Fujita E.; Himeda Y. Efficient hydrogen storage and production using a catalyst with an imidazoline-based, proton-responsive ligand. *ChemSusChem*, **2017**, *10*, 1071-1075; (d) Onishi N.; Kanaga R.; Fujita E.; Himeda Y.; Carbon dioxide hydrogenation and formic

acid dehydrogenation catalyzed by iridium complexes bearing pyridyl-pyrazole ligands: Effect of an electron-donating substituent on the pyrazole ring on the catalytic activity and durability. *Adv. Synth. Catal.* **2019**, *361*, 289-296; (e) Tanaka R.; Yamashita M.; Chung L. W.; Morokuma K.; Nozaki K. Mechanistic studies on the reversible hydrogenation of carbon dioxide catalyzed by an Ir-PNP Complex. *Organometallics*, **2011**, *30*, 6742-6750; (f) Mo X.-F.; Liu C.; Chen Z.-W.; Ma F.; He P.; X.-Y. Yi, Metal–ligand cooperation in Cp*Ir-pyridylpyrrole complexes: rational design and catalytic activity in formic acid dehydrogenation and CO₂ hydrogenation under ambient conditions. *Inorg. Chem.*, **2021**, *60*, 16584-16592.

³³ (a) Boddien A.; Federsel C.; Sponholz P.; Mellmann D.; Jackstell R.; Junge H.; Laurenczy G. Beller M. Towards the development of a hydrogen battery. *Energy Environ. Sci.* **2012**, *5*, 8907-8911; (b) Hull J. F.; Himeda Y.; Wang W.-H.; Hashiguchi B.; Periana R.; Szalda D. J.; Muckerman J. T.; Fujita E. Reversible hydrogen Storage using CO₂ and a proton-switchable iridium catalyst in aqueous media under mild temperatures and pressures. *Nature Chem.*, **2012**, *4*, 383-388; (c) Filomenko G. A.; van Putten; Schulpen R. E. N.; Hensen E. J. M., Pidko E. A. Highly efficient reversible hydrogenation of carbon dioxide to formates using a ruthenium PNP-pincer catalyst. *ChemCatChem*, **2014**, *6*, 1526-1530; (d) Hsu S. -F.; Rommel S.; Eversfield P.; Muller K.; Klemm E.; Thiel W. R.; Plietker B. A Rechargeable hydrogen battery based on Ru catalysis. *Angew. Chem. Int. Ed.*; **2014**, *53*, 7074-7078; (e) Zhang Y.; MacIntosh A. D; Wong J. L.; Bielinski E. A.; Williard P. G.; Mercado B. Q. Iron catalyzed CO₂ hydrogenation to formate enhanced by Lewis acid co-catalysts. *Chem. Sci.*, **2015**, *6*, 4291-4299; (f) Geri J. B.; Ciatti J. L.; Szymczak N. K. Charge effects regulate reversible CO₂ reduction catalysis. *Chem. Commun.* **2018**, *54*, 7790-7793.

³⁴ Wei D.; Sang R.; Sponholz P.; Junge H.; Beller M. Reversible hydrogenation of carbon dioxide to formic acid using a Mn-pincer complex in the presence of lysine. *Nature Energ.* **2022**, *7*, 438-447.

³⁵ (a) Alberico E.; Nielsen M. Towards a methanol economy based on homogeneous catalysis: methanol to H₂ and CO₂ to methanol. *Chem. Commun.*, **2015**, *51*; 6714-6725; (b) Luo J.; Kar S.; Rauch M.; Montag M.; Ben-David Y.; Milstein D.; Efficient base-free aqueous reforming of methanol homogeneously catalyzed by ruthenium exhibiting a remarkable acceleration by added catalytic thiol. *J. Am. Chem. Soc.*, **2021**, *143*, 17284-17291; (c) Kanega R.; Onishi N.; Tanaka S.; Kishito H.; Himeda Y. Catalytic hydrogenation of CO₂ to methanol using multinuclear iridium complexes in a gas–solid phase reaction. *J. Am. Chem. Soc.*, **2021**, *143*, 1570-1576; (d) Schieweck B. G.; Jüriling-Will P., Klankermayer J. Structurally versatile ligand system for the ruthenium catalyzed one-pot hydrogenation of CO₂ to methanol. *ACS Catal.*, **2020**, *10*, 3890-3894; (e) Schneidewind J.; Adam R.; Baumann W.; Jackstell R., Beller M. Low-temperature hydrogenation of carbon dioxide to methanol with a homogeneous cobalt catalyst. *Angew. Chem. Int. Ed.*, **2017**, *56*, 1890-1893; (f) Wesselbaum S.; Moha V.; Meuresh M.; Brosinski S.; Thenert K. M.; Kothe J.; vom Stein T.; Englert U.; Hölsher M.; Klankermayer J.; Leitner W. Hydrogenation of carbon dioxide to methanol using a homogeneous ruthenium–triphos catalyst: from mechanistic investigations to multiphase catalysis. *Chem. Sci.*, **2015**, *6*, 693-704.

³⁶ For indirect formation of methanol; see: (a) Sen R.; Goeppert A.; Kar S.; Surya Prakash G. K. Hydroxide based integrated CO₂ capture from air and conversion to methanol. *J. Am. Chem. Soc.*, **2020**, *142*, 4544-4549; (b) Chu W-Y; Culakova Z.; Wang B. T.; Goldberg K. I. Acid-assisted hydrogenation of CO₂ to methanol in a homogeneous catalytic cascade system. *ACS Catal.* **2019**,

9, 9317-9326; (c) Huff C. A.; Sanford M. S. Cascade catalysis for the homogeneous hydrogenation of CO₂ to methanol. *J. Am. Chem. Soc.*, **2011**, *133*, 18122-18125.