



HAL
open science

Partially saturated oscillatory flow under tidal conditions in homogeneous and layered soil columns (experiment and simulations)

Khalil Alastal, Rachid Ababou, Dominique Astruc

► **To cite this version:**

Khalil Alastal, Rachid Ababou, Dominique Astruc. Partially saturated oscillatory flow under tidal conditions in homogeneous and layered soil columns (experiment and simulations). 2nd Coastal and Maritime Mediterranean Conference (CM2), Nov 2011, Tanger, Morocco. pp.113-118, 10.5150/cmcm.2011.024 . hal-04087262

HAL Id: hal-04087262

<https://hal.science/hal-04087262>

Submitted on 3 May 2023

HAL is a multi-disciplinary open access archive for the deposit and dissemination of scientific research documents, whether they are published or not. The documents may come from teaching and research institutions in France or abroad, or from public or private research centers.

L'archive ouverte pluridisciplinaire **HAL**, est destinée au dépôt et à la diffusion de documents scientifiques de niveau recherche, publiés ou non, émanant des établissements d'enseignement et de recherche français ou étrangers, des laboratoires publics ou privés.



Open Archive TOULOUSE Archive Ouverte (OATAO)

OATAO is an open access repository that collects the work of Toulouse researchers and makes it freely available over the web where possible.

This is an author-deposited version published in : <http://oatao.univ-toulouse.fr/>
Eprints ID : 10649

To link to this article : DOI: 10.5150/cmcm.2011.024
URL : <http://dx.doi.org/10.5150/cmcm.2011.024>

<p>To cite this version : Alastal, Khalil and Ababou , Rachid and Astruc, Dominique Partially saturated oscillatory flow under tidal conditions in homogeneous and layered soil columns (experiment and simulations). (2011) In: 2nd Coastal and Maritime Mediterranean Conference (CM2), 22 November 2011 - 24 November 2011 (Tangier, Morocco)</p>

Any correspondence concerning this service should be sent to the repository administrator: staff-oatao@listes-diff.inp-toulouse.fr

Partially saturated oscillatory flow under tidal conditions in homogeneous and layered soil columns (experiment and simulations)

Khalil ALASTAL¹, Rachid ABABOU¹, Dominique ASTRUC¹

1. Institut de Mécanique des Fluides de Toulouse (CNRS / Université de Toulouse : INPT – UPS). 1 Allée du Professeur Camille Soula, F-31400 Toulouse, France.
ababou@imft.fr; alastal@imft.fr ; astruc@imft.fr

Abstract:

Surface/subsurface flow interactions concern a wide range of applications, from beach morphodynamics (swash zone), coastal aquifers (seawater intrusion and tidal effects), to harbour engineering and hydrology (e.g., man-made structures such as porous dykes and earth dams). The aim of this paper is to study numerically and experimentally the oscillatory flow in a sandy beach under tidal/low frequency forcing. In this short paper, we only describe the principle of the experiments, and then we focus on numerical simulations and analysis. For the numerical simulation, we use Richards's equation for variably saturated/unsaturated flow in a 1D porous column, with oscillatory pressure boundary conditions at the bottom of the column. Numerical simulations and analyses are conducted for the following cases: (1) homogeneous column, (2) heterogeneous 2-layer column (currently being extended to other heterogeneities).

Keywords:

Coastal hydrodynamics – Oscillations – Numerical modelling – Richards – Unsaturated flow – Layers - Porous media – Beach - Laboratory experiment – Tide machine

1. Introduction

We focus on oscillatory flows in partially saturated porous media, such as beaches. Our study in this paper concerns 1D vertical flow under tidal forcing, numerically and experimentally. In this short paper, we only describe the principle of the experiments, and then we focus in more detail on numerical simulations and analysis.

Numerical simulations are conducted using the BIGFLOW 3D finite volume flow code that has been widely described, documented and tested (ABABOU & BAGTZOGLOU, 1993). It was used to model oscillatory flows (WANG, 2010). BIGFLOW is based on generalized Darcy and mixed form mass conservation equations. Here, the Van Genuchten/Mualem (VGM) model is used to describe the constitutive relationships [$\theta(h)$, $K(h)$].

After a brief description of the laboratory experiment, the results of the numerical simulations in a partially saturated 1D porous column under "dynamic" conditions are

presented. The tidal effect is simulated by an oscillatory "entry pressure head" imposed at the bottom face of the column. It can be expressed as:

$$h(t) = h_0 + A_0 \sin(\omega_0 t) \quad (1)$$

where: " h_0 " is the positive time-averaged entry pressure head, chosen to coincide with the initial hydrostatic level in the column; " A_0 " is the amplitude of the pressure wave; $\omega_0 = 2\pi/T_0$ is the angular frequency, and T_0 is the period of the imposed entry pressure. Several periods have been tested, both experimentally and numerically. With respect to the heterogeneity of the soil column, the following cases are studied: (1) homogeneous column (experiment and simulations); (2) two layered column (simulations). The latter work is currently being extended to the case of stratified or multi-layer columns.

2. Laboratory experiment on tidal oscillations in a sand column (summary)

A Darcy-scale laboratory experiment (tide machine) has been designed and constructed at the Fluid Mechanics Institute of Toulouse (IMFT). The system generates low frequency waves (tides) on a partially saturated 1D porous column by applying an oscillatory pressure (simple harmonic function) at the bottom boundary of the column.

The setup consists of a sand column, a hydro-mechanical tide generator system or "tide machine", and measurement sensors including TDR probes and porous cup tensiometers, plus a complete data acquisition system operated under LabView. A schematic sketch of the experimental setup is shown in figure 1a, and a photograph of one of the sand columns is shown in figure 1b.

The manufactured hydro-mechanical system is a flexible one that gives the possibility to control and change the mean level, the amplitude and the period of the applied oscillatory pressure.

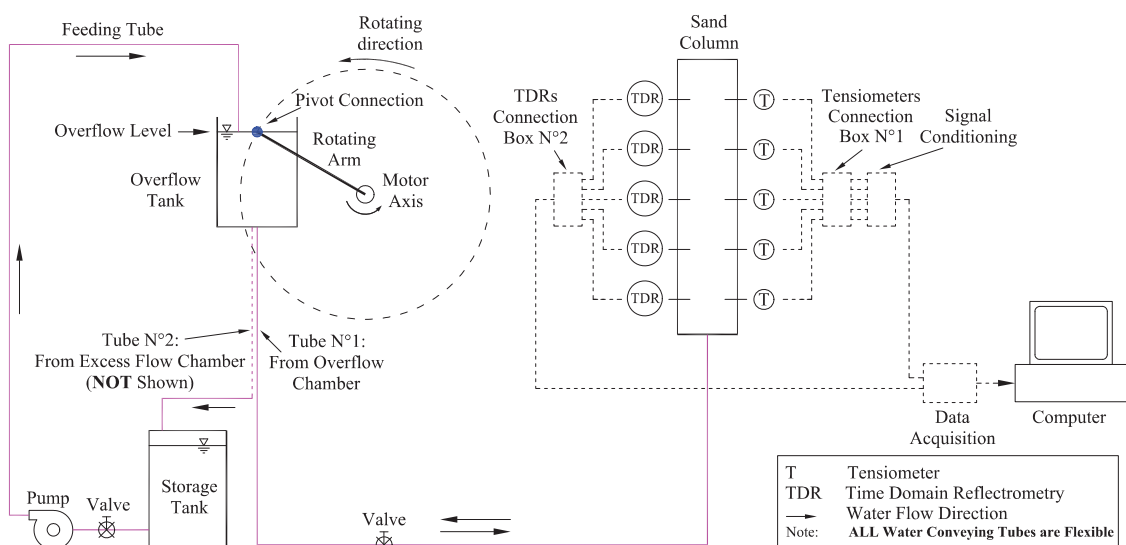




Figure 1a. Schematic diagram of the tide machine, soil column and measurement system.



A small sample of the sand used in the column.



Two views of sand column with tensiometers, TDR probe, and (below) the reservoir.



Tide machine : reservoir (left); rotating engine and its supporting structure (right).

Figure 1b. Photographs of the "short column" experiment conducted at the IMFT laboratory (part of a set of tidal flow experiments in sand beaches).

A series of more than 30 experiments on short column (0.55 m height) and long column (1.5 m height) were conducted using this tide machine. For each column, we generate a tidal forcing with different amplitudes A_0 , frequencies ω_0 , and mean water levels h_0 .

3. Tidal simulations in a homogeneous sand column

We have conducted a parametric study, involving 11 numerical simulations of cyclic flow in the saturated/unsaturated column, with oscillatory pressure imposed at the bottom of the column (see equation 1). A fine sand (FS) is used to illustrate some results in this section. The characteristics of the fine sand are: $K_{SAT}=1.5 \times 10^{-4}$ /s; $\theta_{SAT}=0.38$; and for the unsaturated parameters (VGM model): $\alpha=4.6 \text{ m}^{-1}$; $n=5$.

Figure 2 shows the time evolution of the total hydraulic head $H(z,t)=h(z,t)+z$, at different elevations "z" along the column, for an amplitude $A_0=0.10$ m and an average water level $h_0=0.50$ m (relative amplitude $A_0/h_0=0.20$). We clearly see the effects of attenuation (damping) along the column. Other results for the same sand show a phase shift of the pressure signal that increases nonlinearly with "z" (ALASTAL *et al.*, 2010).

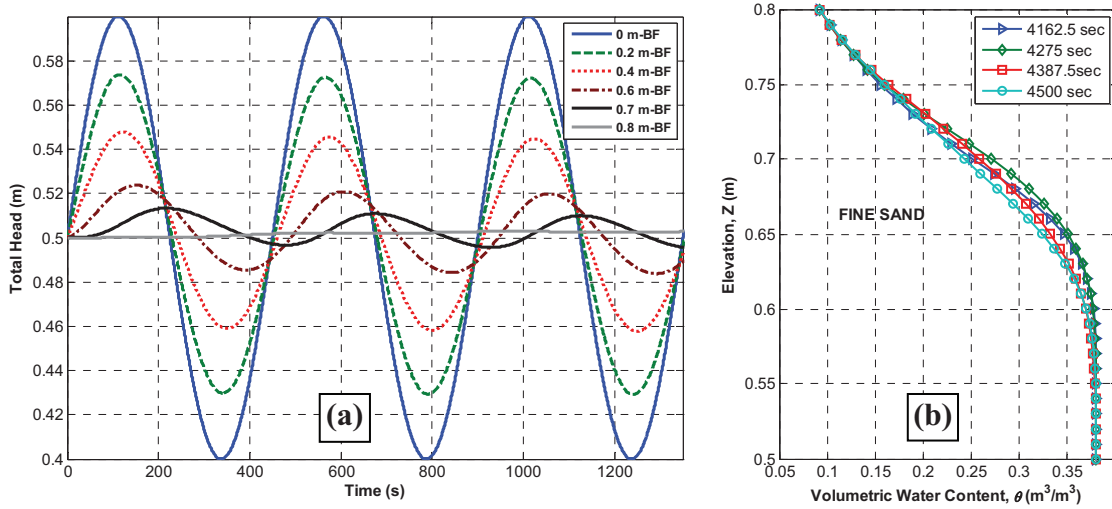


Figure 2. (a) Evolution of the total head $H(t)$ at 6 positions along the fine sand column. (b) Water content profiles $\theta(z)$ at 4 different times separated by $T_0/4$. Parameters of the input pressure signal: $A_0=0.1$ m, $h_0=0.5$ m, $T_0=450$ s.

Figure 3 shows the effect of input parameters (A_0 , T_0 , h_0) on the amplitude attenuation along the column. We see in figure 3 that the amplitude $A(z)$ of pressure $h(z,t)$ decreases linearly with elevation "z" in the saturated part of the column. This can be partially explained by the linearity of Darcy's head loss law in the saturated zone. In addition, the attenuation rate (the gradient dA/dz) increases non-linearly with the mean static level h_0 . Other observations: (1) dA/dz increases with A_0 (figure 3a), (2) dA/dz decreases with T_0 (figure 3b), and (3) dA/dz increases with h_0 (figure 3c,d).

4. Tidal simulations in a heterogeneous sand column: two-layer case

We consider now a two-layer column. The bottom layer is a medium sand with $K_{SAT}=2.0 \times 10^{-4}$ m/s, $\theta_{SAT}=0.35$, et $\alpha=11.47 \text{m}^{-1}$, $n=1.98$. The top layer is a loam (Guelph loam) with $K_{SAT}=3.66 \times 10^{-6}$ m/s, $\theta_{SAT}=0.4$, et $\alpha=1.15 \text{m}^{-1}$, $n=2.03$. The interface between the two layers is located at elevation $z=57.5$ cm.

The input oscillatory pressure is: $h(0,t)=0.50+0.25 \times \sin(\omega_0 t)$ at $z=0$, so the relative amplitude is quite large here ($A_0/h_0=0.50$).

Figure 4(a) shows the evolution of the total load $H(t)$ at different elevations along the two-layer column: $z=0$ (input signal), $z=30$ cm (always saturated), $z=57$ cm and 58 cm (interface), $z=70$ cm (always unsaturated). The elevation of the free surface $Z_s(t)$ is also plotted: we noted that the column is always saturated from $z=0$ to 35 cm, and always unsaturated for $z \geq 65$ cm. The signals $H(t)$ are not harmonic, even in the permanently saturated zone ($z=30$ cm). In addition, we remark that $H(t)$ increases sharply at certain times, which correspond to the crossing of the sand/loam interface by the ascending free surface (this occurs once per cycle).

Figure 4(b) shows the evolution of water contents on both sides of the interface around $z=57.5$ cm. Periods of saturation are marked in bold. It is noted that the water content varies much more in the medium sand than in the Guelph loam at the interface. The latter is still almost saturated, unlike the sand which drains more easily.

Figure 4(c) shows the water contents profiles $\theta(z)$ for 8 different times separated by $T_0/8$. Clearly, water content oscillations are greater in the sand than in the loam layer.

5. Conclusions

A series of physical and numerical experiments was conducted on a 1D porous column to study partially saturated oscillatory flow under tidal conditions. Results show the damping and phase shift of the pressure signals along the column. A parametric study quantified the effects of entry pressure parameters on the amplitude damping. Other numerical simulations in a 2-layer column show distinct dynamic behavior in terms of water content for each layer. Other types of heterogeneities are currently under study.

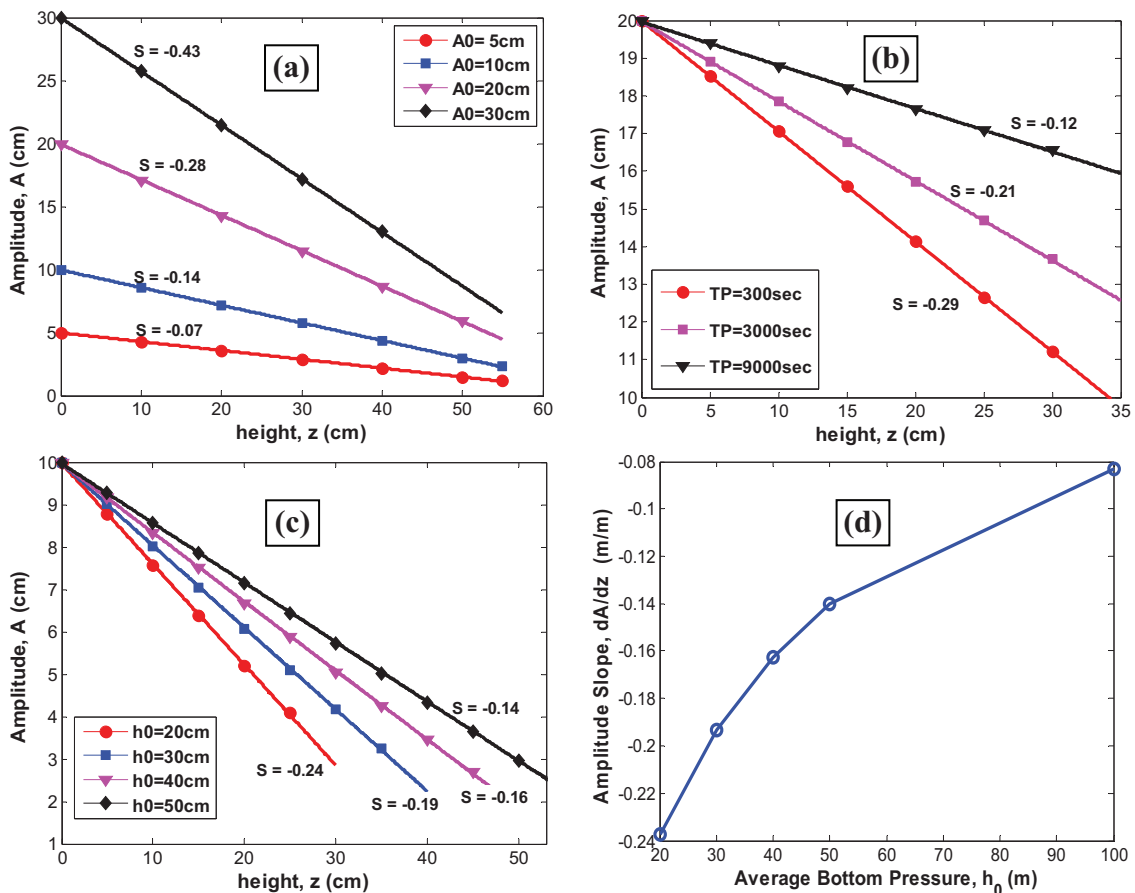


Figure 3. Parametric study of the attenuation of pressure amplitude $A(z)$ with height "z" along the column (in the saturated zone only): (a) effect of the amplitude A_0 of the entry pressure ($h_0=50$ cm, $T_0=450$ s); (b) effect of the period T_0 ($h_0=50$ cm); (c) effect of the mean static level h_0 ($T_0=450$ s, $A_0=10$ cm); (d) decay rate dA/dz plotted versus h_0 .

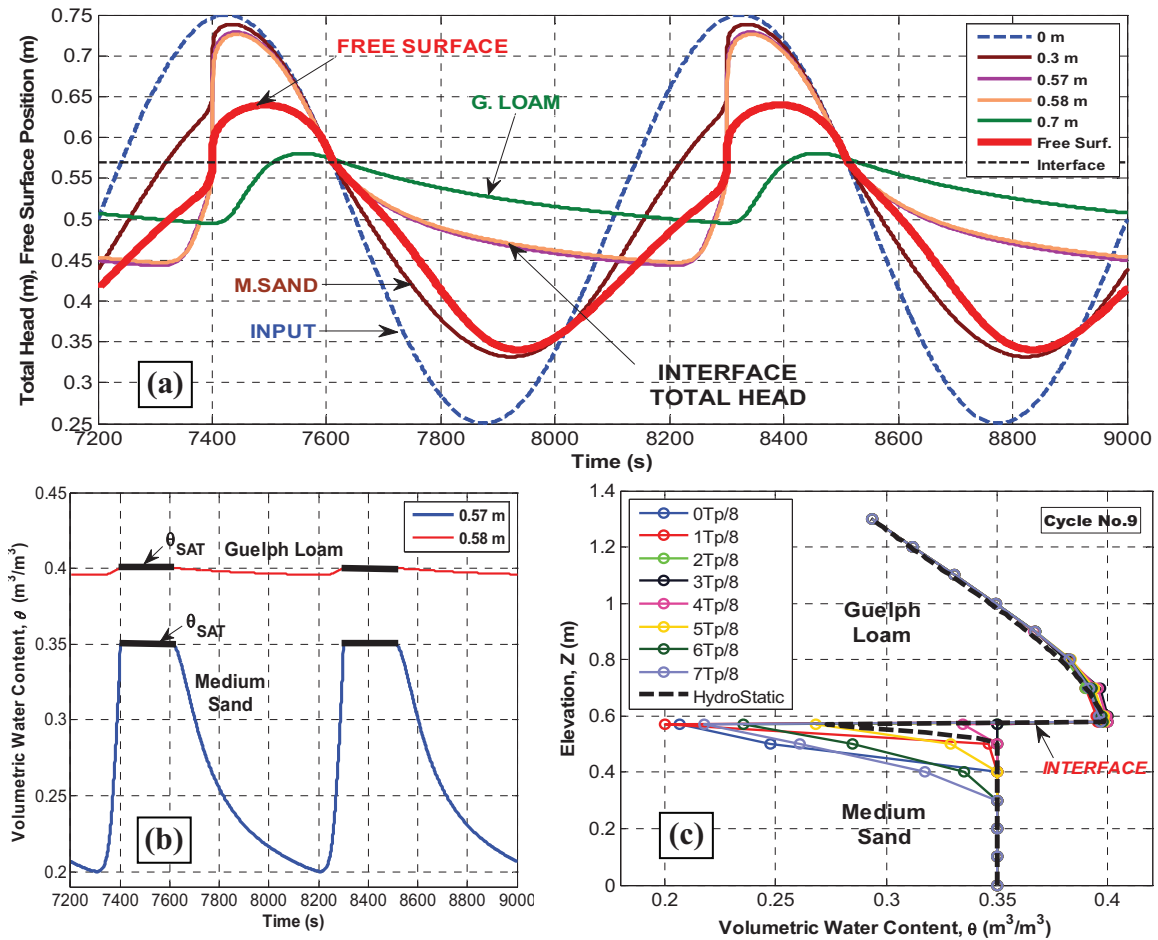


Figure 4. Evolutions in the two-layer column over two cycles. (a) Total head $H(t)$ at different elevations along the column (input signal in dotted curve, and elevation of the free surface $Z_s(t)$ in thick line). (b) Time evolution $\theta(t)$ of volumetric water content of medium sand and Guelph loam on each side of the interface ($z=0.57$ m and 0.58 m). (c) Water content profiles $\theta(z)$ for 8 different times separated by $T_0/8$. Parameters of the input signal at the bottom of the column: $A_0=0.25$ m, $h_0=0.5$ m, $T_0=900$ s.

6. References

- ABABOU R., BAGTZOGLOU A.C. (1993). *BIGFLOW: A Numerical Code for Simulating Flow in Variably Saturated, Heterogeneous Geologic Media*. Theory and User's Manual-Version 1.1, Division of Regulatory Applications, Washington DC, [available on URL <http://www.osti.gov/bridge/servlets/purl/10168217-yoTsuT/10168217.pdf>]
- ALASTAL K., ABABOU R., ASTRUC D. (2010). *Partially saturated oscillatory flow in a sandy beach (numerical modeling)*. XVIII Internat. Conf. Water Resources, CMWR 2010. J. Carrera (Ed). Barcelona.
- WANG Y. (2010). *Experimental and Numerical Study of Hydrodynamic Oscillations in Partially Saturated Porous Media*. Doctoral thesis. Université de Toulouse/Institut National Polytechnique, Toulouse, France, 16 Sept. 2010, 347 p.