



HAL
open science

Stable isotope analysis as a critical tool on the advancement of mercury and selenium interaction in biota: New insights on mercury demethylation mechanism

Claudia Marchán Moreno, Silvia Queipo-Abad, Khoulood El Hanafi, Pascale Louvat, Sylvain Bérail, Warren T Corns, Laurent Ouerdane, Maïté Bueno, Florence Pannier, Yves Cherel, et al.

► **To cite this version:**

Claudia Marchán Moreno, Silvia Queipo-Abad, Khoulood El Hanafi, Pascale Louvat, Sylvain Bérail, et al.. Stable isotope analysis as a critical tool on the advancement of mercury and selenium interaction in biota: New insights on mercury demethylation mechanism. 2023 European Winter Conference on Plasma Spectrochemistry, Jan 2023, Ljubljana, Slovenia. hal-04079466

HAL Id: hal-04079466

<https://hal.science/hal-04079466>

Submitted on 24 Apr 2023

HAL is a multi-disciplinary open access archive for the deposit and dissemination of scientific research documents, whether they are published or not. The documents may come from teaching and research institutions in France or abroad, or from public or private research centers.

L'archive ouverte pluridisciplinaire **HAL**, est destinée au dépôt et à la diffusion de documents scientifiques de niveau recherche, publiés ou non, émanant des établissements d'enseignement et de recherche français ou étrangers, des laboratoires publics ou privés.

Stable isotope analysis as a critical tool on the advancement of mercury and selenium interaction in biota

New insights on mercury demethylation mechanism^[1]

Claudia Marchán-Moreno^{1*}, Silvia Queipo-Abad¹, Khoulood El Hanafi¹, Pascale Louvat¹, Sylvain Bérail², Warren T. Corns³, Laurent Ouerdane¹, Maite Bueno¹, Florance Pannier¹, Yves Cherel⁴, Paco Bustamante^{4,5}, David Amouroux¹, Zoyné Pedrero-Zayas¹

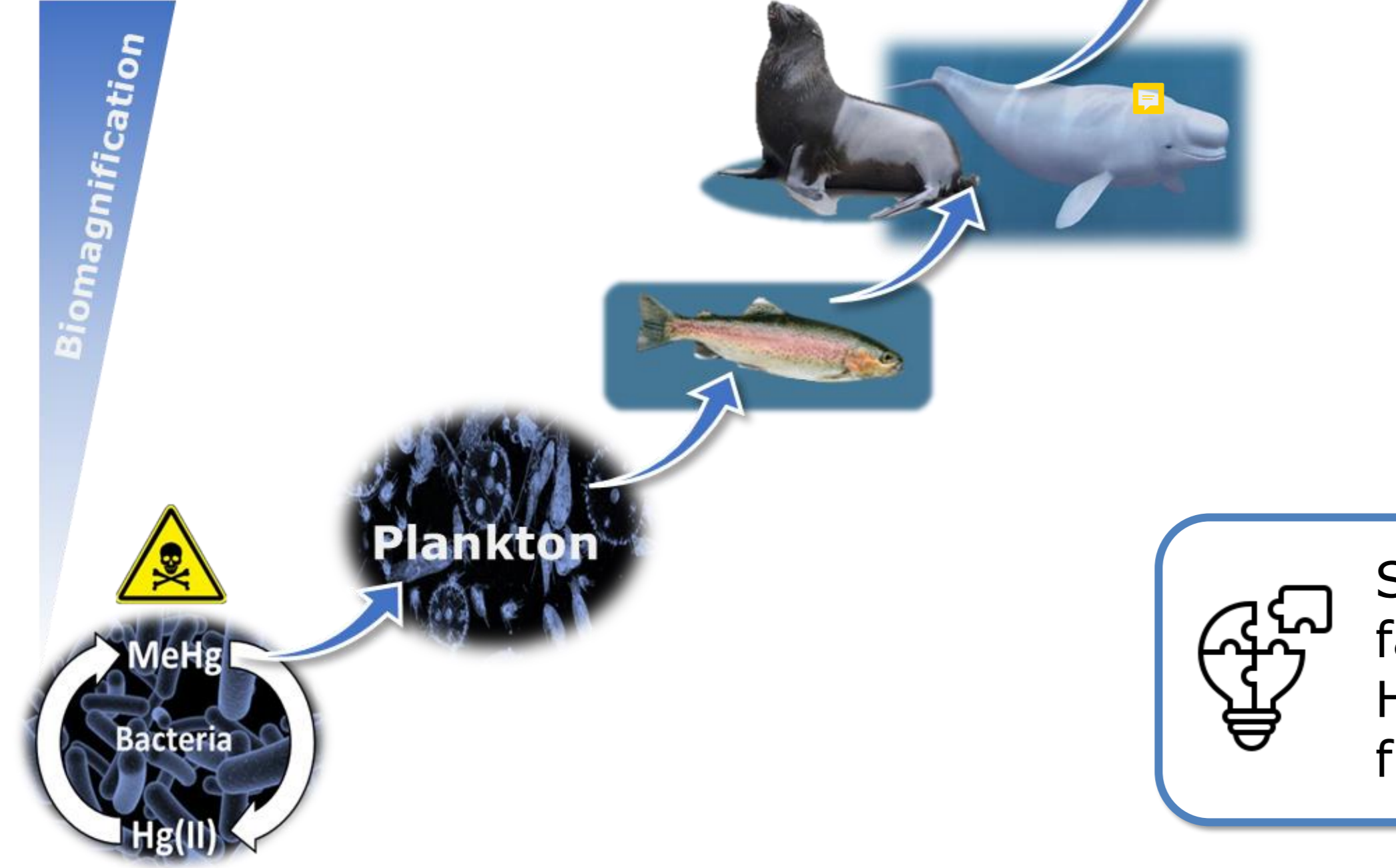
clmmoreno@univ-pau.fr

- 1-Université de Pau et des Pays de l'Adour, E2S UPPA, CNRS, IPREM, Institut des Sciences Analytiques et de Physico-chimie pour l'Environnement et les matériaux, Pau, France.
 2-Advanced Isotopic Analysis Research Company, Pau, France.
 3-PS Analytical, Orpington, Kent, UK.
 4-Centre d'Etudes Biologiques de Chizé, UMR 7372 CNRS - La Rochelle Université, Villiers-en-Bois, France.
 5-Institut Universitaire de France (IUF), Paris, France.

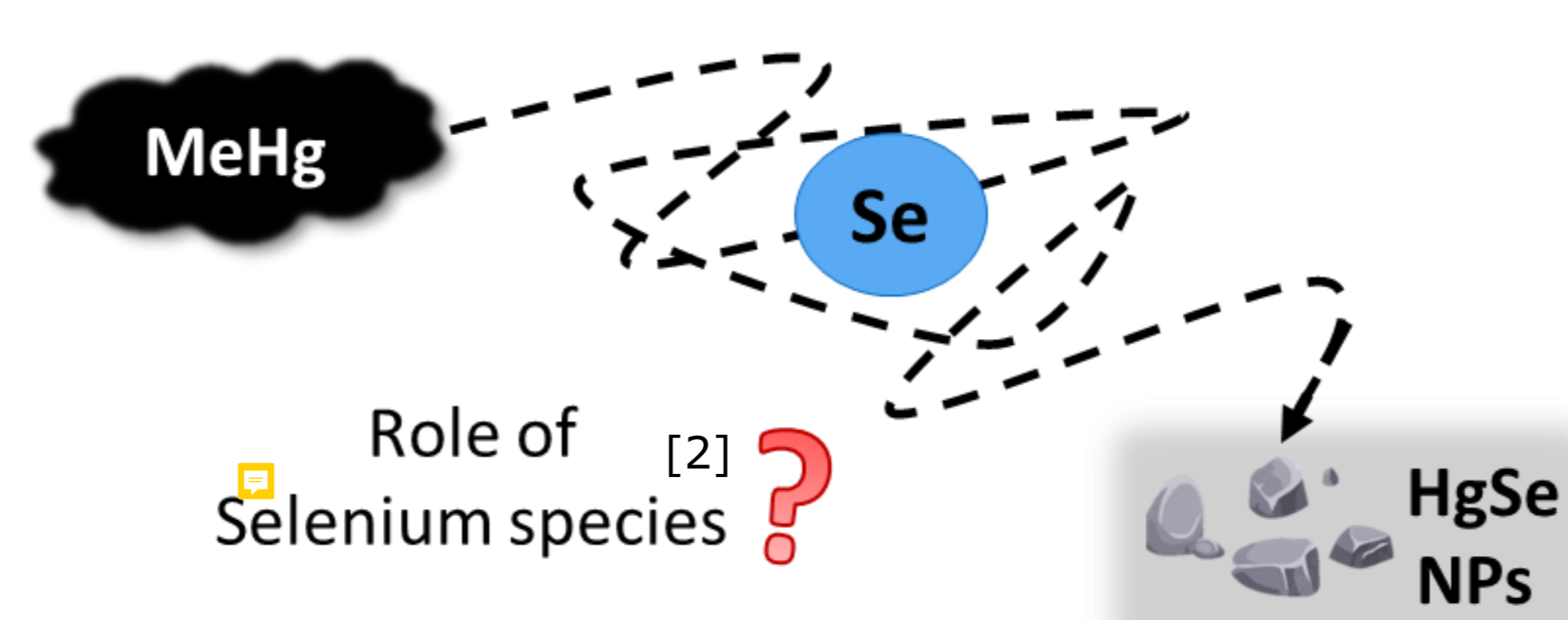
Background

Mercury (Hg) is a globally distributed pollutant

Its more neurotoxic chemical form methylmercury (MeHg) bioaccumulates and biomagnifies through the aquatic food chain



Hg fate and its detoxification mechanism in biota remains unclear



Simultaneous information about the (pollution) sources and the fate on living organisms of Hg can be obtained by investigating Hg isotopes mass dependent (MDF) and mass independent fractionation (MIF)

Isotopic characterization

$\delta^{202}\text{Hg}$ (MDF) - insights into Hg internal transformations

$\Delta^{199}\text{Hg}$ (MIF) - insights into Hg food sources

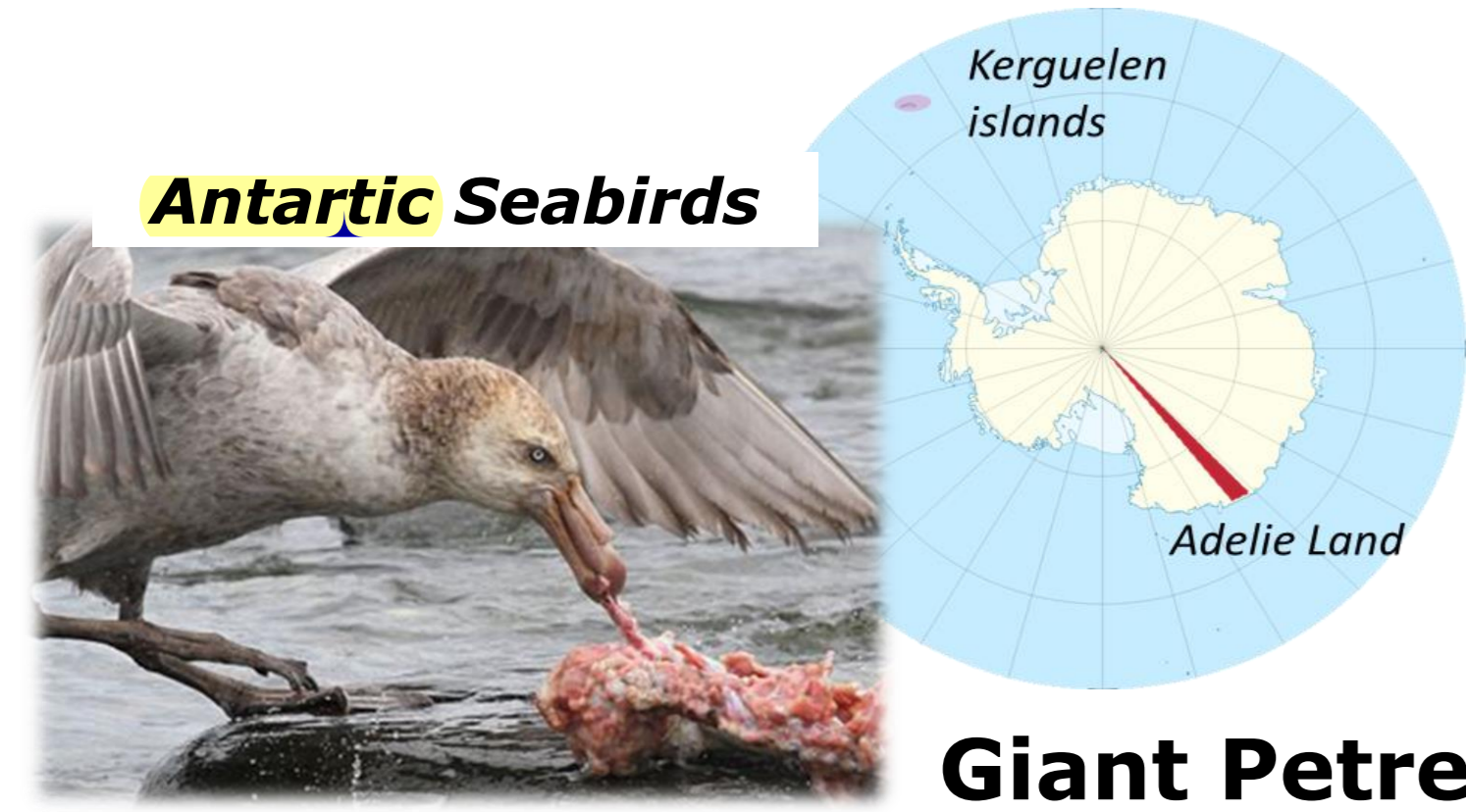
Total Hg in tissue

HgSe NPs in the tissue



Ultimate product of MeHg detoxification bioaccumulated in these seabird tissues

Methodology



- **Top scavengers** of the Southern Ocean
- **High Hg and Se bioaccumulation** in tissues (up to 445 mg(Se) g⁻¹ and **1 mg(Hg) g⁻¹**)
- Samples from 5 key tissues of **11 dead individuals (liver, kidneys, muscle, and brain) - 41 tissues**

Sample digestion

Predigested tissue with 5mL of HNO₃ conc.

Microwave Ultrawave (Milestone, srl)

HgSe NPs extraction

Tissue soft digestion with 50% formic acid (v/v) at 85 °C for 2 hours

Centrifugation and filtration with 50 kDa cut-off filters

Analysis

Digested tissue

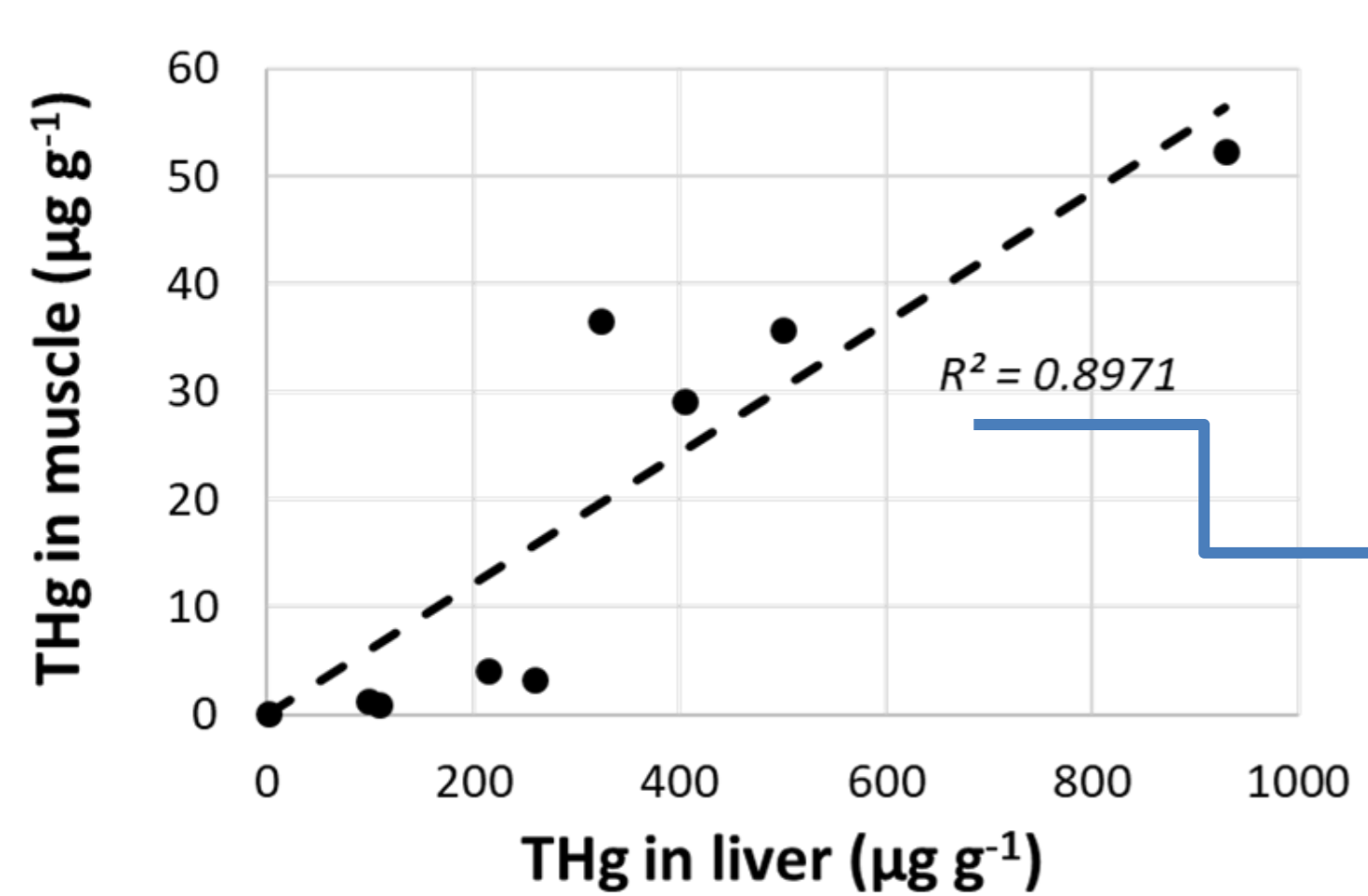
HgSe NPs extract

CV-AFS
Total concentration

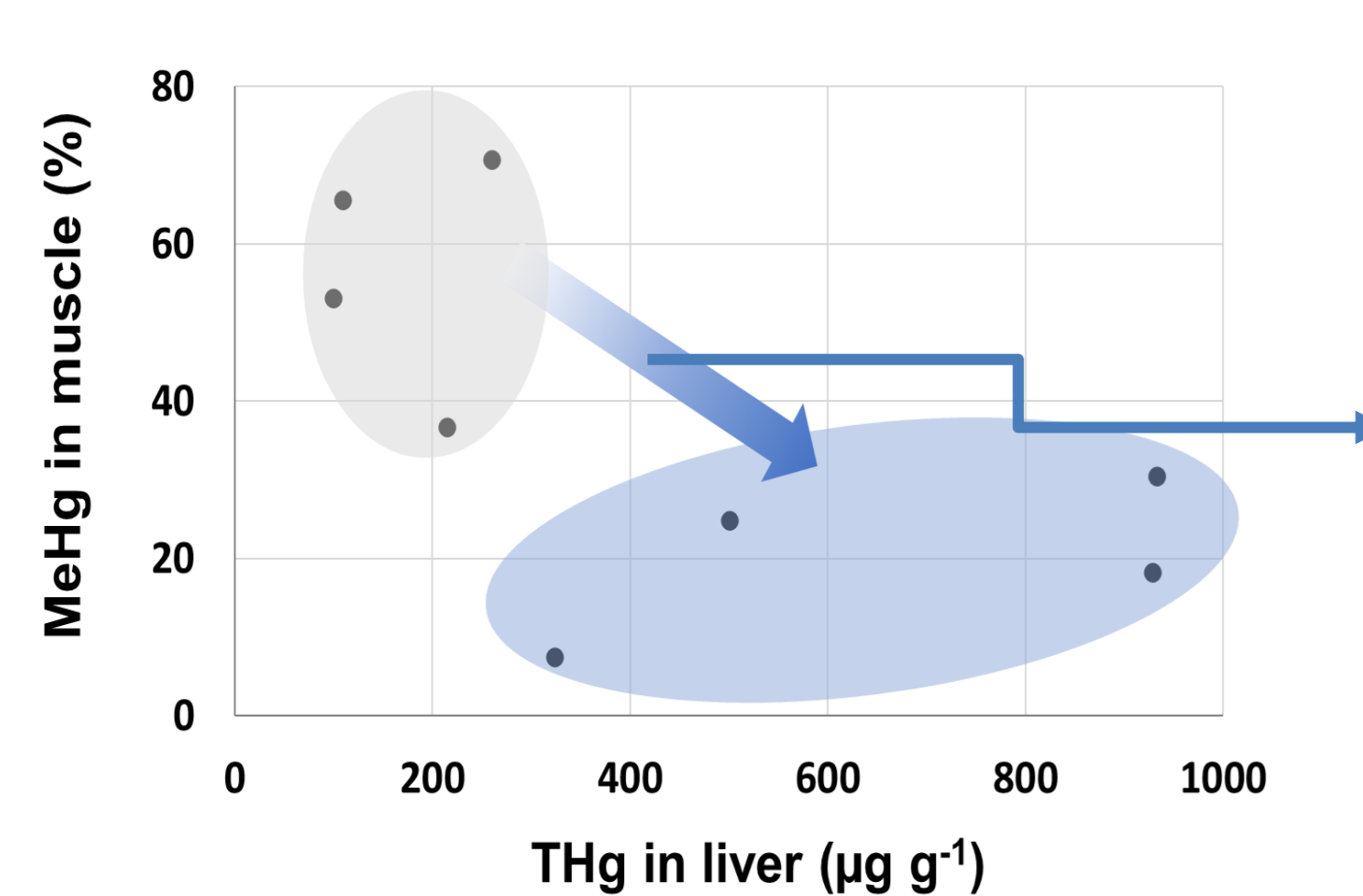
MC-ICP-MS
Isotope ratio

Results

Hg and MeHg concentration



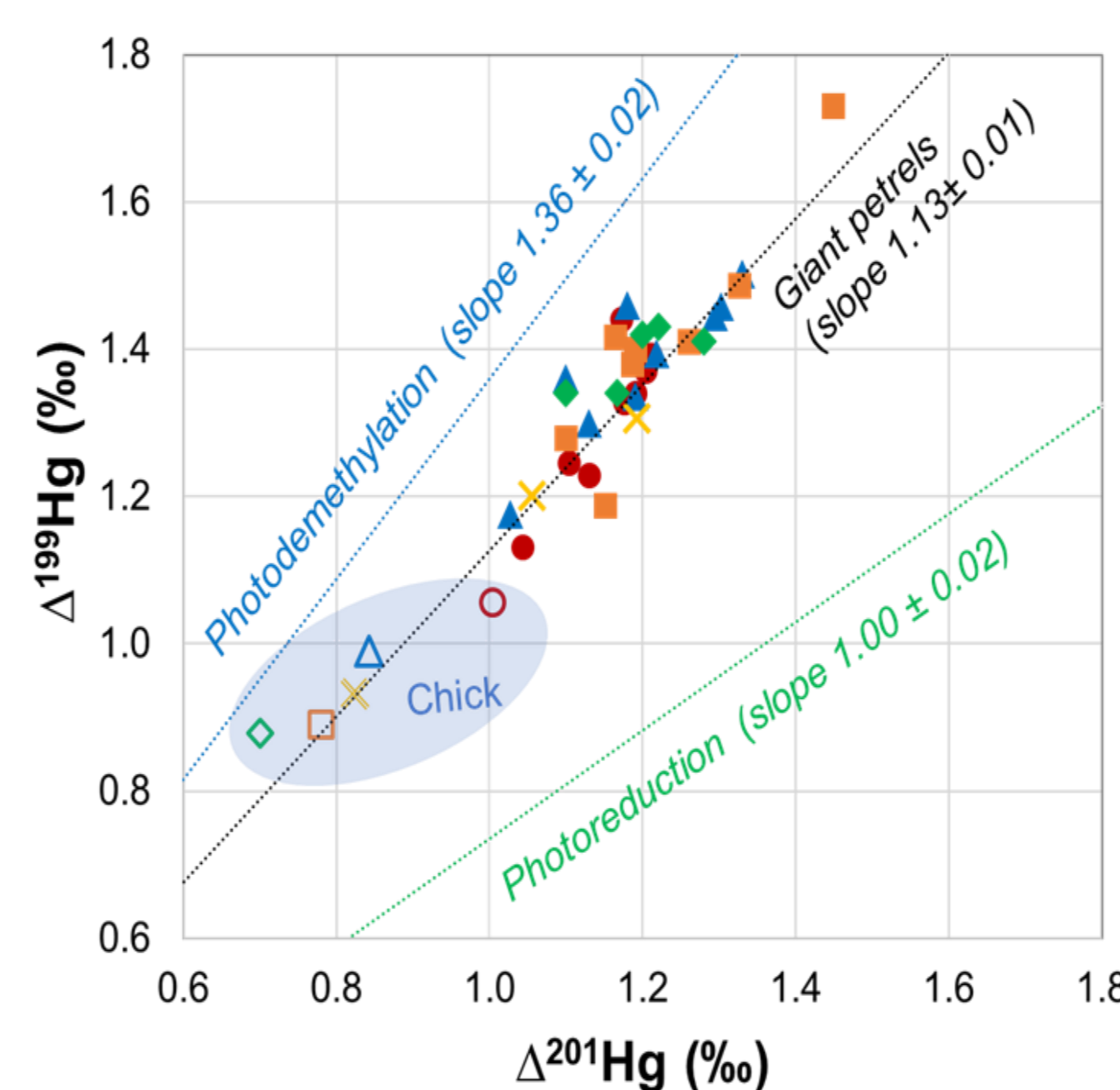
- Total Hg content are among the highest ever reported in seabirds, up to 933 µg g⁻¹ in the liver
- Hg being mainly retained in the liver but its excess being directly transferred towards the muscles as suggested by previous studies [Manceau, 2021]



- High variability of MeHg content among individuals
- The proportion of MeHg in the muscle decrease with age
- Brain exhibited the highest percentage of MeHg (34–74%)

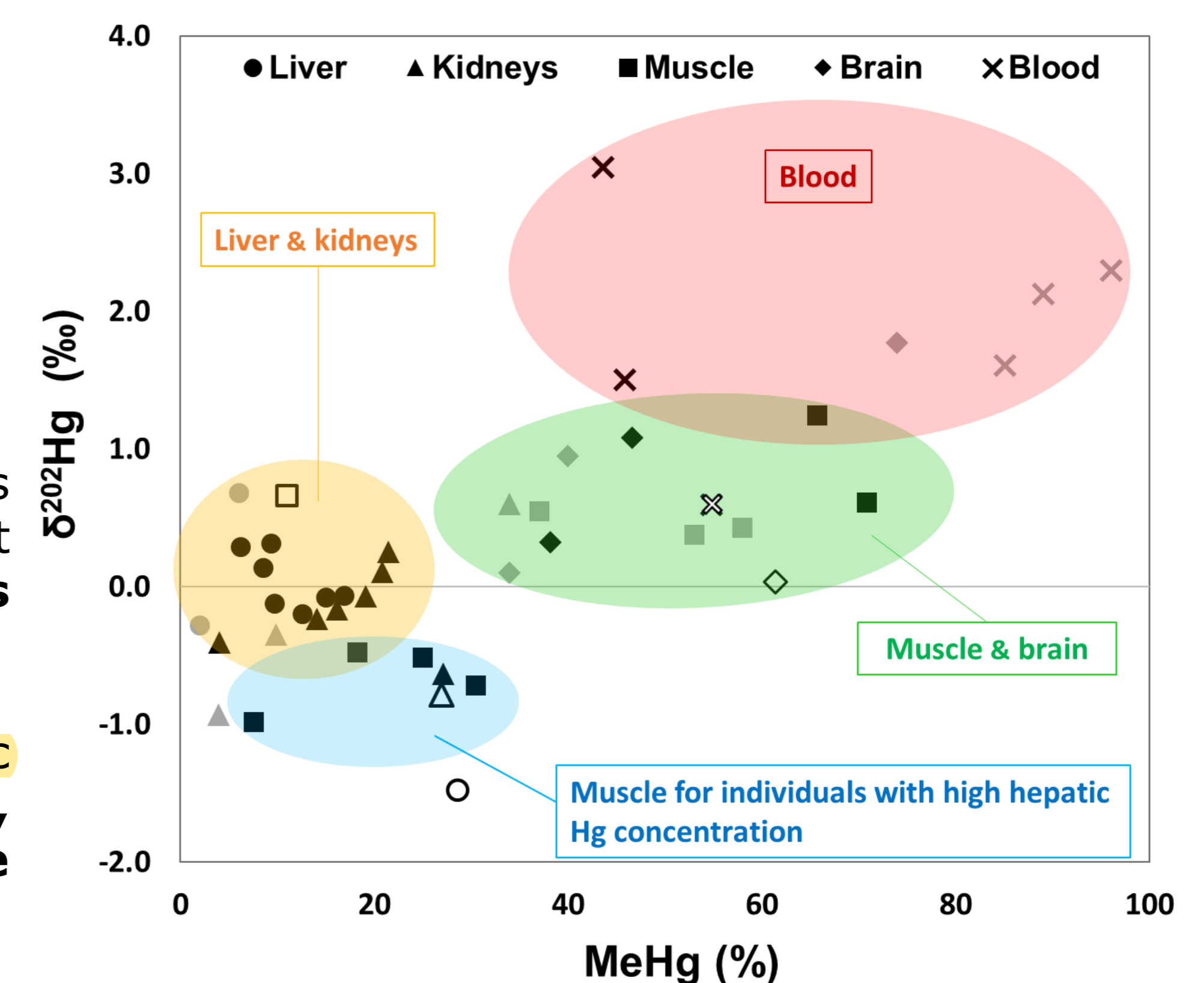
Isotopic characterization

Total Hg in tissue

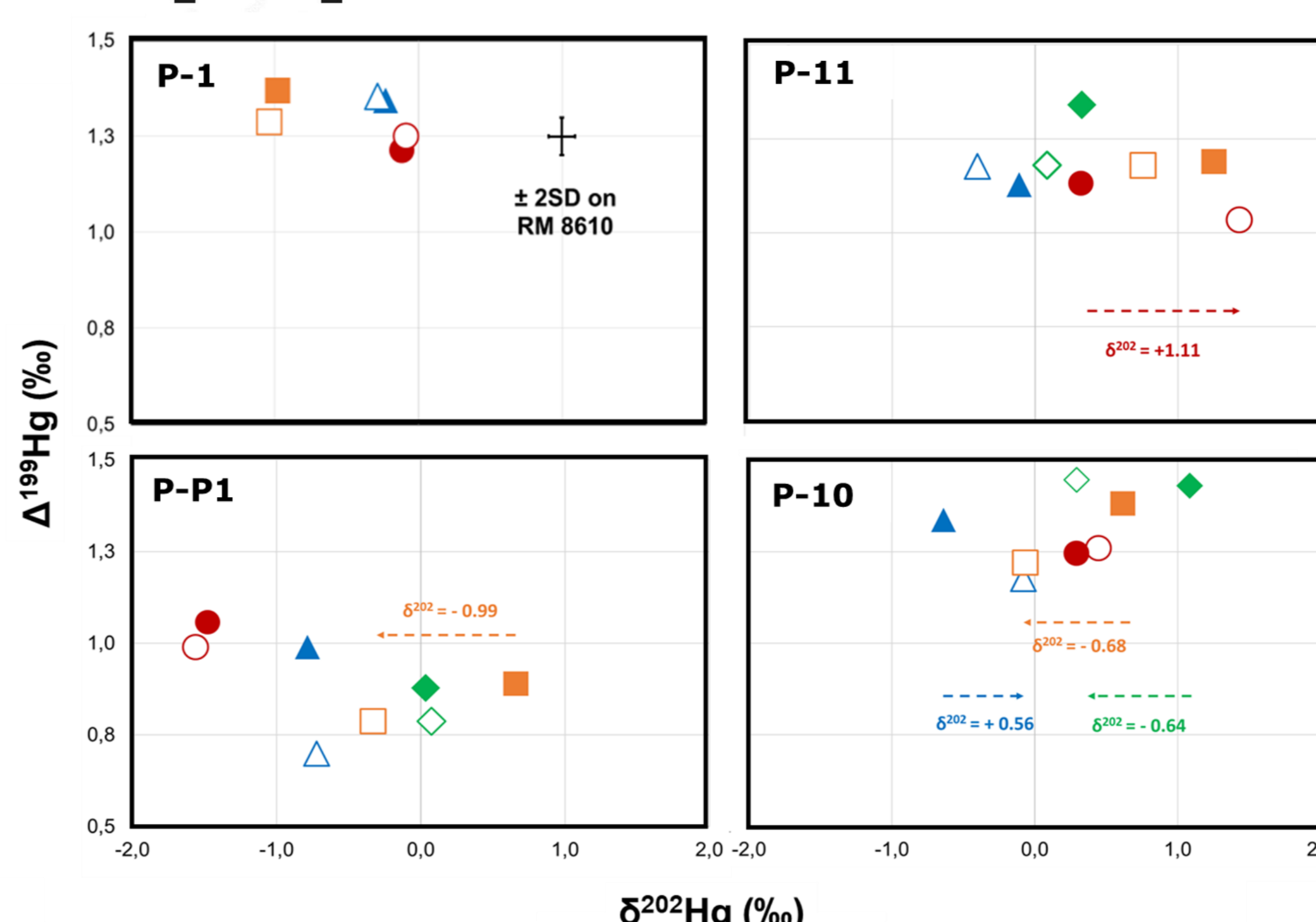


- Brain, it is generally enriched in heavier isotopes compared to liver and kidneys, suggesting that residual MeHg from the blood streams subsequently accumulate in this organ
- Muscle MDF is inversely proportional to hepatic THg content. Hence, for older individuals, demethylation occurs effectively in this tissue

- High $\delta^{202}\text{Hg}_{\text{bulk}}$ variability among the tissues while quite homogenous $\Delta^{199}\text{Hg}_{\text{bulk}}$ values were found
- The highest $\delta^{202}\text{Hg}$ values correspond to blood samples, suggesting a transport of residual MeHg (enriched in heavier isotopes) in the blood stream



Species-specific Hg isotopic signature



Bulk Hg: ● Liver ▲ Kidneys ■ Muscle ◆ Brain — Uncertainty on NIST RM 8610
 HgSe NPs: ○ Liver △ Kidneys □ Muscle ◇ Brain

- HgSe NPs in liver (P-11) and kidneys (P-10) are enriched in heavier isotopes in comparison to the bulk, which are unexpected results considering HgSe NPs the final product of MeHg breakdown

- Muscle and brain's HgSe NPs (P-10) are enriched in lighter isotopes compared with the bulk, in agreement with the higher fraction of Hg present as MeHg in those tissues

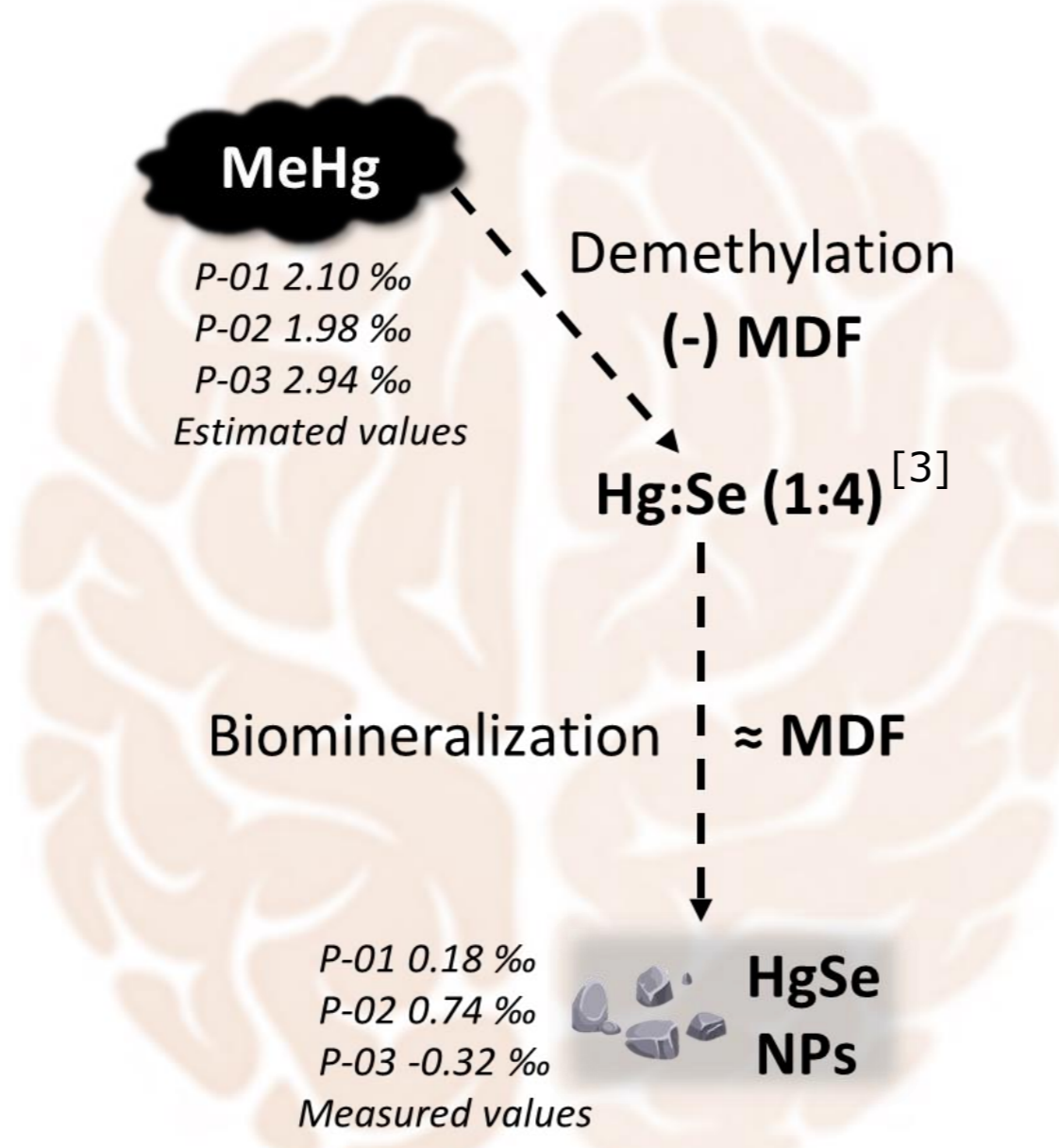
- A match for both MDF and MIF, was observed in liver, kidneys, and muscle between $\delta^{202}\text{Hg}_{\text{bulk}}$ and $\delta^{202}\text{Hg}_{\text{HgSe}}$ of individuals exhibiting the highest THg hepatic concentrations (P-1), suggesting that no isotopic fractionation is induced during the biomineralization step from the precursor (demethylated) species.

Conclusions

1. First time HgSe NPs species-specific (Hg) isotopic characterization ($\delta^{202}\text{Hg}$, $\Delta^{199}\text{Hg}$) in seabirds and the largest characterization of this compound in biota

2. No isotopic fractionation appears to be induced during the HgSe NPs biomineralization step from the precursor-demethylated species

3. A shift of 2–3 ‰ $\delta^{202}\text{Hg}$ could be associated to the cleavage of the C-Hg bond. Because the difference btw Hg isotopic composition of MeHg (estimated) and demethylated species.



References

- [1] S. Queipo-Abad et. al., Journal of Hazardous Materials, 2022, 127922, 1-8.
 [2] K. El Hanafi et. al., Environmental Science & Technology, 2022, 5, 3288-3298.
 [3] A. Manceau et. al., Environmental Science & Technology, 2021, 55, 1515-1526.