



HAL
open science

Seasonal variations of low pesticides contamination and biomarker responses in marine bivalves from French estuaries

Adélaïde Lerebours, Thierno Diallo, Annie Lecureuil, Justine Receveur, Valérie Huet, Julien Parinet, Thierry Guérin, Stéphane Le Floch, Hélène Thomas

► **To cite this version:**

Adélaïde Lerebours, Thierno Diallo, Annie Lecureuil, Justine Receveur, Valérie Huet, et al.. Seasonal variations of low pesticides contamination and biomarker responses in marine bivalves from French estuaries. *Marine Pollution Bulletin*, 2023, 192, pp.114988. <10.1016/j.marpolbul.2023.114988>. <hal-04078378>

HAL Id: hal-04078378

<https://hal.science/hal-04078378v1>

Submitted on 23 Apr 2023

HAL is a multi-disciplinary open access archive for the deposit and dissemination of scientific research documents, whether they are published or not. The documents may come from teaching and research institutions in France or abroad, or from public or private research centers.

L'archive ouverte pluridisciplinaire **HAL**, est destinée au dépôt et à la diffusion de documents scientifiques de niveau recherche, publiés ou non, émanant des établissements d'enseignement et de recherche français ou étrangers, des laboratoires publics ou privés.



HAL Authorization

1 **Seasonal variations of low pesticides contamination and biomarker responses in marine bivalves**
2 **from French estuaries**

3 Adélaïde Lerebours^{1§*}, Thierno Diallo^{1,2§}, Annie Lecureuil^{1,3}, Justine Receveur³, Valérie Huet¹, Julien
4 Parinet², Thierry Guérin⁴, Stéphane Le Floch³, Hélène Thomas¹

5

6

7 ¹UMRi CNRS LIENSs, Université de La Rochelle, Littoral Environnement et Sociétés, 2 rue Olympe
8 de Gougues, La Rochelle, 17 000, France

9 ²ANSES, Laboratory for Food Safety, F-94701 Maisons-Alfort, France

10 ³Centre de documentation, de recherche et d'expérimentations sur les pollutions accidentelles des eaux
11 (CEDRE), 715 rue Alain Colas, Brest, 29 218, France

12 ⁴ANSES, Strategy and Programmes Department, F-94701 Maisons-Alfort, France

13

14 §: co-authors

15

16

17

18

19

20

21 **Keywords:** marine bivalves, pesticides, biomarkers, environmental contamination

22

23

24

25 Corresponding Author

26 *Adélaïde Lerebours, phone number: +33 (0) 5 46 50 76 23, e-mail: adelaiderebours@univ-lr.fr,
27 Address: UMR CNRS LIENSs, Université de La Rochelle, Littoral Environnement et Sociétés, La
28 Rochelle, 17 000, France

29 **Abstract**

30 Biomarkers involved in detoxification process (GST), oxidative stress (SOD and MDA), immune
31 response (Laccase) and neurotoxic disorders (AChE) were analysed in Pacific oysters and blue
32 mussels collected from 4 locations within the Pertuis sea (France). Seasonal variations of total
33 pesticide mean concentrations were found in seawater with metolachlor being the main pesticide
34 measured (up to 32 ng/L). The majority of pesticide concentrations in sediment were below the LOD.
35 Seasonal contamination differences were evidenced for chlortoluron, especially in mussels where
36 concentrations reached 16 ng/g (wet weight) during the winter, in the Charente estuary, but no
37 relationships with any of the biomarkers selected arisen. Actually, low concentrations of alpha-, beta-
38 BHC and alachlor were correlated to GST activity, and low levels of hexachlorobenzene were linked
39 to the AChE activity and MDA content in oysters. In mussels, low concentrations of methylparathion,
40 parathion and beta-BHC were correlated to laccase.

41

42

43

44

45

46

47

48

49

50

51

52

53

54

55

56

57 **Introduction**

58 Coastal waters have been subjected to various contaminants leaching from urban, industrial and
59 agricultural activities worldwide for many years. Numerous chemicals reaching the estuarine
60 environment *via* rivers, wastewater treatment effluents and catchment leaching accumulate in
61 seawater, sediments and/or aquatic organisms. These chemically exposed estuarine environments also
62 represent productive shellfish farming areas. For instance, the Pertuis-Charentais littoral area, in south-
63 west France, exposed to anthropogenic contaminants through the estuaries of the rivers Sèvre
64 Niortaise, Charente and Seudre, produces 22% of the French shellfish production. The blue mussel,
65 *Mytilus edulis*, and the Pacific oyster, *Crassostrea gigas*, are the most common species in the French
66 shellfish production and have been used as sentinel species to monitor marine pollution (Beliaeff *et*
67 *al.*, 1998; Beyer *et al.*, 2017; Lerebours *et al.*, 2021, 2022). Monitoring the contamination levels of the
68 surrounding waters and the potential biological effects induced in organisms is necessary to ensure the
69 safety and sustainability of bivalve farming. However, despite the presence of intensive farming in the
70 catchment areas of the Pertuis estuaries, the long-term contamination levels of pesticides and their
71 biological effects in farmed bivalves have yet to be elucidated.

72 Several interesting studies have assessed the contamination levels of pesticides in oysters
73 (Luna-Acosta *et al.*, 2015a, Lerebours *et al.*, 2021), mussels (Lerebours *et al.*, 2021) and variegated
74 scallops (*Mimachlamys varia*) (Breitwieser *et al.*, 2016, 2018) in the Pertuis seas. Species differences
75 were observed in a recent pilot study led in the Pertuis Charentais region in February 2019 with six
76 pesticides quantified in Pacific oysters (alpha BHC, chlorfenvinphos, chlorpyrifos, chlortoluron,
77 metolachlor and parathion) against one (alpha BHC) in blue mussels. Those compounds and other
78 persistent organic pollutants (POPs) were found at very low concentrations in biota, sediments and
79 seawater. However, some pesticide concentrations were close or slightly above the environmental
80 guidelines. For instance, the chlortoluron concentration in seawater was found above the
81 environmental guidelines of 10 ng/L (Lerebours *et al.*, 2021). In addition, contamination levels of
82 certain pesticides such as chlortoluron, metolachlor, chlorfenvinphos and chlorpyrifos in bivalves
83 from the natural environment measured in this recent study were not or scarcely addressed before.
84 Previous studies conducted in the same region focussed on older organochloride pesticides such as

85 DDT and/or lindane and their by-products in oysters collected in summer and winter 2008 (Luna-
86 Acosta *et al.*, 2015a) or variegated scallops collected in winter and autumn 2014 (Breitwieser *et al.*,
87 2016) and found them at very low concentrations. In winter 2019, concentrations of these old
88 pesticides were found below the limit of detection in oysters and mussels (Lerebours *et al.*, 2021).
89 Although these previous studies were informative, only 8 or 14 pesticides were measured (Breitwieser
90 *et al.*, 2016 and Luna-Acosta *et al.*, 2015a, respectively) or merely assessed once in a one-off pilot
91 study (Lerebours *et al.*, 2021). Therefore, further knowledge is needed on the long-term contamination
92 of a large number of pesticides in bivalves farmed in estuaries of the Pertuis seas.

93 Biochemical assays studying key molecules (or biomarkers) have been used for years to
94 monitor the effects of exposure to pollutants on the health status of bivalves from the environment
95 (Amiard-Triquet *et al.*, 2013). Some of those biomarkers are involved in the oxidative balance such as
96 the superoxide dismutase (SOD) and the malonaldehyde (MDA) content (Pellerin-Massicotte, 1994;
97 Livingstone, 2001), detoxification processes such as the glutathion-S-transferase (GST), the immune
98 response such as the laccase (Luna-Acosta *et al.*, 2010, 2017) and neuronal disorders such as the
99 acetylcholinesterase (AChE) (Viarengo *et al.*, 2007). In farming sites of the Pertuis seas, potential
100 effects related to exposure to DDT, lindane and their byproducts have been assessed in oysters and
101 correlations were established between their respective body burdens and the antioxidant, and immune
102 responses (Luna-Acosta *et al.*, 2015b). Nevertheless, only very limited information exists in the
103 available literature on the effects of pesticide exposure on the health of farmed bivalves in this region.

104 In order to fill those gaps, the objective of the study was to determine the contamination levels
105 of thirty pesticides and five biomarker responses (SOD, MDA, GST, AChE and Laccase) in Pacific
106 oysters and blue mussels over a year in the littoral area of the Pertuis Charentais, one of the main
107 French shellfish production region. Concentrations of pesticides in oysters, mussels, sediments and
108 seawater were determined in the estuaries of the three rivers: Sèvre Niortaise, Charente and Seudre,
109 and at a farther site from the land coast in the South-West of the Ile de Ré: Le Martray. Finally,
110 environmental parameters were recorded to assess their potential influence on pesticide contamination
111 and/or bivalve physiology.

112

113 **Methods**

114 **Experimental design**

115 In March 2019, farmed mussels and oysters of 1.5 years were acclimated for 1 month and half to the
116 same environmental conditions at a remote and reference site, Le Martray, in the South-West of Ile of
117 Ré. In May 2019, 12 oysters (total length: 3.0 ± 0.5 cm) and 12 mussels (total length 3.7 ± 0.2 cm)
118 were collected and 36 oysters and 36 mussels were left at that control site. 72 oysters and 72 mussels
119 were relocated at the Sèvre and Charente estuaries, and 36 oysters were relocated at the Seudre estuary
120 (Figure 1). In September 2019, January 2020 and May 2020, 12 oysters and 12 mussels were collected
121 at Le Martray site and the three estuaries except the Seudre estuary for mussels as it was not a mussel
122 farming area and the conditions were not suitable to grow mussels according to local farmers. 5
123 individuals per condition were used for pesticide analyses and 7 digestive gland samples (from 7
124 individuals) per condition were used for biochemical analyses. The weight and length of oysters and
125 mussels were recorded after each sampling event and the dead were counted and discarded every
126 month. Moreover, the condition index (CI) was calculated on 7 additional samples per condition as
127 follows: $CI = \text{whole flesh weight} / \text{total weight} * 100$. In addition, one surface sediment sample (in the
128 range of 0-5 cm depth and collected using a stainless-steel bowl) and one surface seawater sample
129 (collected using a glass bottle) were collected at the reference site and the three estuaries (Figure 1) at
130 each sampling time. Sediment sample at Ile of Ré in May 2019 could not be analysed because of a
131 technical issue. After each sampling, mussels, oysters, sediment and water samples were frozen at -
132 20°C until pesticide analyses. Mussels and oysters dedicated to biomarker analyses were snap frozen
133 using liquid nitrogen in the field, transported in a dry shipper and stored at -80°C until analyses.

134 **Pesticide analyses**

135 Five bivalves from each site were thawed and homogenates of each entire bivalve were obtained by
136 cutting the flesh into pieces. 1 g of mussel homogenate or 3 g of oyster homogenate were spiked with
137 perdeuterated internal standards. Thirty pesticides (Table 1) were extracted from biological matrix
138 following the QuEChERS method (Quick, Easy, Cheap, Efficient, Rugged and Safe) (Khorshid *et al.*,
139 2015; Pfannkoch *et al.*, 2015) as briefly described: each sample was mixed with a solution of
140 acetonitrile for 1 min at 160 rpm, then 6 g of $MgSO_4$ and 1.5 g of sodium acetate were added and the

141 mixture incubated 10 min at 250 rpm and finally centrifuged at 4700 rpm for 5 min at 5°C. A second
142 extraction using the Stir Bar Sorptive Extraction (SBSE) method was performed as follows: 10 mL of
143 supernatant was collected and mixed with 40 mL of NaCO₃ (0.1 M). Polydimethylsiloxane-coated stir
144 bar (film thickness 0.5 mm, length 20 mm) (Twister®, Gerstel) was inserted and the solution
145 incubated at 750 rpm during 16h in darkness and at room temperature. After the extraction, the stir
146 bars were carefully rinsed, dried and analysed by TD-GC-MS/MS: a gas chromatography system
147 (Agilent 7890A) coupled to a triple quadrupole mass spectrometer (Agilent 7000) and equipped with a
148 thermal desorption unit combined with a cooled injection system (Gerstel).

149 One water sample for each site was used to determine the seawater exposure. 10 mL of methanol
150 containing the internal standards (naphthalene d8, biphenyl d10, phenanthrene d10, chrysene d12,
151 pyrene d10, benzo[a]pyrene d12 and benzo[g,h,i]perylene) was added to each sample of water (100
152 mL). A stir bar was then added to the solution and the extraction performed using the SBSE method
153 (Lacroix *et al.*, 2014) as described above for the biological samples.

154 Prior to extraction, 10 g of each dried sediment samples (unsieved) were weighed and spiked with
155 internal standards as previously described. 20 mL of a methylene chloride / acetone (50/50 v/v) were
156 added to 10 g of each sediment sample and the extraction was performed using an ultrasonic bath (3
157 times during 15 min each). After filtration with NaSO₄, the extract was evaporated until 250 µL. The
158 extract was then diluted in 10 mL of methanol and 100 mL of ultrapure water. Organic compounds
159 were then extracted following the SBSE protocol as described above.

160 The stir bars were subsequently analysed for all samples using a gas chromatography system Agilent
161 7890A coupled to an Agilent 7000 triple quadrupole mass spectrometer (Agilent Technologies) and
162 equipped with a Thermal Desorption Unit (TDU) combined with a Cooled Injection System (Gerstel).
163 Thermodesorption and GC-MS/MS analyses were performed as previously described in Lacroix *et al.*,
164 (2014). The interface temperature was 300°C and the GC temperature gradient was 50°C (1 min) to
165 320°C (20 min) at 3°C/min. The carrier gas was Helium at a constant flow of 1 ml/min. The capillary
166 column used was an RXi 5-ms (Restek, Bellefonte, USA): 30 m x 0.25 mm ID x 0.25 µm film
167 thickness. The quadrupole was used in the Electronic Impact mode (Electronic Impact: 70 eV. voltage:
168 2000V). The extraction yield of each organic molecule was corrected using the standard reference

169 materials (SRM 1974 c). Blank samples were considered and analytes were quantified relatively to
170 deuterated compounds (similar in retention time and structure) using a calibration curve. Limits of
171 quantification (LOQ) were calculated using the calibration curve method (Shrivastava et al, 2011) and
172 limit of detection (LOD) were estimated by dividing the LOQ by 3. Concentrations measured in
173 bivalves were expressed in ng/g wet weight (w. w.) and in sediment in ng/g dry weight (d. w.).

174 **Biochemistry**

175 Oysters and mussels were thawed on ice, their digestive glands were harvested and homogenised in
176 ice-cold phosphate buffer (100 mM, pH 7.2, 1100 mOsm). The homogenates were then centrifuged for
177 15 min at 12,500 g at 4 °C and the supernatant was used for biochemical assays.

178 Oxidative stress was assessed by measuring the activity of the SOD and the levels of MDA
179 (membrane lipid peroxidation). Potential neurotoxic effects were assessed by measuring the activity of
180 the AChE. In addition, potential modulation of the immune response was evaluated by measuring the
181 laccase enzyme (phenoloxidase) activity. Finally, the cell detoxification process was assessed by
182 measuring the total GST activity. Further description is provided in Supplementary material (Text S1).

183 **Environmental parameters**

184 Turbidity (NTU), conductivity (mS/cm), chlorophyll *a* (µg/L), salinity (PSU), temperature (°C),
185 dissolved oxygen (mg/L) and pH were measured continuously by an immersed automated system in
186 the Charente and Sudre estuaries using multi-parameters probes (SAMBAT sea, Nke
187 instrumentation) from May 2019 until February 2020 (due to technical maintenance). In addition,
188 those parameters (except for chlorophyll *a*) were recorded monthly at the four sites in surface water
189 along the cages using portable multi-meter probe (HANNA HI 9829). Finally, daily precipitation
190 (mm) data (source: Météo France) at La Rochelle-Ile of Ré (46°10'40"N, 1°11'34"W), Chassiron
191 (46°02'48"N, 1°24'42"W) and Saintes (45°45'40"N, 0°39'07"W) stations were used to assess the
192 potential relationships with the pesticide concentrations found.

193 **Statistical analysis**

194 Statistical analyses were performed using R (version 3.1.2). The potential differences between
195 pesticides and biomarkers concentrations measured in bivalves collected at the different sites across
196 different seasons were assessed using 1-way ANOVA. When residuals were not normally distributed,

197 the nonparametric Kruskal-Wallis rank test was applied. When significant, post-hoc pairwise
198 comparisons between each site or time were assessed by the lsmean, Dunn's or Wilcoxon test using
199 adjusted p value according to the Bonferroni method. Potential correlations between each pesticide
200 mean concentration in oysters and mussels, environmental parameters, index conditions and biomarker
201 responses were assessed using the Pearson or Spearman correlation test depending on the normality
202 requirements. Principal component analyses were performed using the sum of pesticide
203 concentrations and biomarker responses. For each pesticide measurement, 0 was assigned to values
204 below the LOD and LOQ/2 was assigned to values <LOQ (US EPA, 2000).

205 **Results**

206 **Environmental parameters**

207 *Seasonal variation.* Water temperature and salinity decreased during the winter (Table S1,
208 Excel files S1 and S2). In addition, rainfall varied from 1 - 2 mm in spring and summer, to 2 - 8 mm in
209 winter (Table S1). In parallel, the water flow rates reached 29, 240 and 6.6 m³/s in the winter for the
210 Sèvre, Charente and the Seudre rivers, respectively, then, decreased down to 9.5, 60 and 2.9 m³/s in
211 spring 2020, respectively (Table S1).

212 *Variation across sites.* The DO, conductivity and pH data were comparable between the sites
213 (Table S1). The turbidity was the highest at the Charente estuary site during the autumn and winter
214 periods and reached 41.6 FNU (Table S1). The mean concentrations in chlorophyll *a* were comparable
215 in the Charente and Seudre estuary, and were equal to 4 and 4.3 µg/L, respectively (See supplemental
216 information in Lerebours *et al.*, 2022). Finally, the Charente River was characterised by the highest
217 flow rate and the Seudre River, by the lowest during the year biomonitoring (Table S1).

218 **Bivalve growth and mortalities**

219 Oysters and mussels grew steadily over the course of the one-year biomonitoring period. Specifically,
220 oysters grew from 3.2 ± 0.1 g and 3.0 ± 0.5 cm in May 2019 to 5.7 ± 2.6 g and 7.3 ± 1.4 cm in May
221 2020 (Table S2). Mussels grew from 1.4 ± 0.5 g and 3.7 ± 0.2 cm in May 2019 to 5.2 ± 2.7 g and $4.1 \pm$
222 0.5 cm in May 2020 (Table S2). The weight, length and condition indexes remained similar between
223 the sites (Tables S2 and S3). The condition indexes of oysters significantly decreased between
224 September 2019 (14 ± 2) and January 2020 (11 ± 2), and, then, significantly increased in May 2020

225 (15 ± 3) ($p < 0.05$) (Table S3). No significant difference between the seasons was observed in mussels
226 (Table S3).

227 Mortalities of oysters remained very low and varied from 0 to 4% (Table 2). Contrary to oysters, the
228 percentage of mussel mortality increased at the end of the biomonitoring with values reaching 17% at
229 the Ile of Ré site in February-March 2020 and 42% at the Sèvre Niortaise estuary, in April-May 2020.
230 Moreover, at the beginning of the biomonitoring in May-July 2019, mortalities at this site were higher
231 than the mortalities observed at the other sites with 15% of dead mussels recorded (Table 2).

232

233 **Pesticide contamination in seawater and sediments**

234 The sum of pesticide concentrations in water were similar across the sites (Figure 2). Regarding the
235 variation across the seasons, the highest values found in May and September 2019 with concentrations
236 reaching 11 - 32 ng/L and 13 - 20 ng/L, respectively (Figure 2 and Excel file S1). Later in the year, the
237 sum of pesticide concentrations decreased in January and May 2020 with concentrations dropping to 3
238 - 12 ng/L and 3 - 15 ng/L respectively (Figure 2 and Excel file S1). Metolachlor concentrations were
239 predominant for all seasons. The highest concentration found was 32 ng/L in the Charente estuary, in
240 May 2019 (Figure 2 and Excel file S1). The majority of other pesticides concentrations (including
241 chlortoluron) were identified below the LOD (Excel File S3) as well as in sediments, where the
242 majority of pesticides were identified below the LOD or present at very low concentrations whatever
243 the season and site (Figure 2 and Excel file S1).

244 **Seasonal pesticide contamination in marine bivalves**

245 The pesticide concentrations in oysters whole tissue homogenates were comparable over the year
246 biomonitoring across the seasons and sites as revealed by similar concentrations and number of
247 pesticides measured in the oysters collected at the Ile of Ré site and in the Sèvre Niortaise, Charente
248 and Seudre estuaries in May 2019, September 2019, January 2020 and May 2020 ($p > 0.05$) (Figures 3
249 and S1). An increasing trend of the sum of pesticide concentrations was observed in oysters from the
250 Seudre estuary between January and May 2020 (Figure 3) essentially due to an increase of
251 chlortoluron tissue concentrations that reached a mean of 17 ng/g w. w. (Figure 3; Excel file S2).
252 Indeed, in May 2020, chlortoluron concentrations were particularly high at this site. Oysters located in

253 the Seudre estuary were also associated to DDT and its metabolites in May 2020 as revealed by
254 principal component analyses (PCA) (Figure S2). Finally, results from the PCA analyses showed that
255 the Ile of Ré site was characterised by alachlor, alpha-BHC, beta-BHC and hexachlorobenzene in May
256 2019 (Figure S2), but the corresponding contamination levels (pesticide concentration or number)
257 were not significantly higher at that site ($p > 0.05$) (Figures 4 and S3).

258 Similarly to oysters, the concentrations and number of pesticides in mussels whole tissue
259 homogenates were comparable across the Ile of Ré site and the Sèvre Niortaise and Charente estuaries
260 ($p > 0.05$) (Figures 3 and S1). However, the concentrations and number of pesticides significantly
261 increased after 8 months of exposure, in January 2020 and dropped in May 2020 ($p < 0.05$) (Figures 3
262 and S1). This increase of the sum of pesticide concentrations was essentially due to an increase of
263 chlortoluron tissue concentrations; from $< \text{LOD}$ in May and September 2019 to a mean of 16 ng/g in
264 January 2020 in mussels collected at the Charente estuary (Figure 3 and Excel file S2). This site was
265 indeed characterised by chlortoluron and also chlorpyrifos, chlorfenvinphos, endrin, DDT and its
266 metabolites in January 2020, as shown by principal component analyses (Figure S3). Finally, mussels
267 from the Ile of Ré site were characterised to a lesser extent by methylparathion, parathion and beta-
268 BHC concentrations after four months of exposure in September 2019 (Figure S3) but values were not
269 significantly higher ($p > 0.05$) than those measured in mussels located in estuarine sites (Figures 3 and
270 excel file S2).

271 **Biomarkers' responses**

272 The biomarker responses monitored in both species did not vary across the different sites ($p > 0.05$)
273 except for laccase in oysters ($p < 0.05$). However, significant seasonal variations were found for all the
274 biomarkers tested ($p < 0.05$) except for SOD and MDA in mussels ($p > 0.05$) (Figure 4). Finally,
275 turbidity, dissolved oxygen, temperature (of Le Martray and Charente sites) and index conditions were
276 correlated to certain biomarkers' responses in mussels and oysters ($p < 0.05$). Specifically, in mussels,
277 temperature was significantly correlated to SOD at both sites ($r: -0.98$ and 0.86 ; $p < 0.05$), and to
278 AChE ($r: -0.88$; $p < 0.05$) and GST ($r: 0.71$; $p < 0.05$) at Le Martray site. In oysters from Le Martray
279 site, temperature was significantly correlated to all biomarkers ($r: -1$ to -0.71 ; $p < 0.05$) except for
280 GST, turbidity was correlated to SOD ($r: -0.79$; $p < 0.05$), AChE ($r: -0.86$; $p < 0.05$) and Laccase ($r: -$

281 0.81; $p < 0.05$), and dissolved oxygen to MDA ($r: -0.90$; $p < 0.05$). In oysters from the Charente site,
282 dissolved oxygen was significantly correlated to GST ($r: -0.96$; $p < 0.05$). Index conditions of oysters
283 were significantly correlated to SOD ($r: -0.94$; $p < 0.05$), MDA ($r: 0.89$; $p < 0.05$) and Laccase ($r: -1$; p
284 < 0.05) at Le Martray, Charente and Seudre sites. Finally, index conditions of mussels were
285 significantly correlated to SOD at the Sevre and Charente site ($r: -0.83$ and 0.94 respectively; $p <$
286 0.05), and to SOD ($r: -0.94$; $p < 0.05$), GST ($r: 0.89$; $p < 0.05$) and AChE ($r: -0.89$; $p < 0.05$), at Le
287 Martray site.

288 **Correlations between pesticides and biomarker response**

289 In oysters, the GST activity was positively correlated to alpha BHC ($r: 0.48$; $p < 0.05$), beta BHC ($r:$
290 0.44 ; $p < 0.05$) and alachlor concentrations ($r: 0.49$; $p < 0.05$) (Figure S2). Moreover, the
291 hexachlorobenzene concentration was negatively correlated with AChE activity ($r: -0.74$; $p < 0.05$)
292 and positively correlated to MDA ($r: 0.78$; $p < 0.05$), in oysters (Figure S2). No significant correlations
293 were found between oyster pesticide concentrations and SOD activity.

294 In mussels, the laccase enzyme was negatively correlated with methylparathion ($r: -0.90$; $p < 0.05$),
295 parathion ($r: -0.89$; $p < 0.05$) and beta BHC ($r: -0.87$; $p < 0.05$) (Figure S3). No significant correlations
296 were found between mussel pesticide concentrations and the activities of SOD, AChE, GST and MDA
297 levels. The percentage of mortalities were not significantly correlated to the pesticide concentrations
298 nor the biomarkers' responses measured (Figure S3).

299 **Discussion**

300 The present study highlighted the predominance of chlortoluron in bivalve tissue and
301 especially in mussels located in the Charente estuary. An increasing trend of total pesticides mean
302 concentrations was observed in oysters in spring 2020 due to chlortoluron concentrations (that reached
303 a mean of 17 ng/g w. w. in May 2020, in the Seudre estuary) and significant increases were observed
304 in mussels due to higher chlortoluron concentrations that reached a mean of 16 ng/g w. w. in the
305 Charente estuary in winter 2020 and 7 ng/g w. w. in the Sèvre Niortaise in spring 2020. Those
306 concentrations were higher than the concentrations measured in a recent pilot study performed in the
307 Pertuis Seas in February 2019 were authors measured 3 and 4 ng/g w. w. in oysters from the Charente
308 and Seudre estuaries respectively, and values below the LOD of 0.5 ng/g w. w. in mussels from the

309 Sèvre Niortaise and Charente estuaries (Lerebours *et al.*, 2021) which is the only recent study
310 reporting chlortoluron in marine bivalves from the environment. The present results showed that the
311 bioaccumulation of chlortoluron did not induce a biochemical change in the selected biomarkers.
312 Chlortoluron, is used as an herbicide to treat wheat and barley crops, and the increase observed in
313 bivalves in the present study could be related to leaching by rainfalls after herbicide application
314 (Pacanoski and Mehmeti, 2019). Indeed, an increase of daily mean precipitation during the winter with
315 8 and 4 mm was recorded in November and December 2019 respectively and the water flow from the
316 Charente river estuary increased to reach 240 m³/s. In parallel, a decrease of salinity was recorded
317 during that period. Therefore, those environmental conditions could explain the higher chlortoluron
318 concentration found in mussels in January 2020 in the present study and in seawater in winter 2015
319 (from 48 to 84 ng/L) in the Gironde estuary (located to the south of the Pertuis seas) (Levesque *et al.*,
320 2018). Finally, the seawater concentrations found in the present study (below the LOD of 15 ng/L)
321 were lower than the concentration previously reported (Levesque *et al.*, 2018; Lerebours *et al.*, 2021),
322 yet, the results showed that this compound can accumulate in marine bivalves.

323 Methylparathion is an organophosphorus compound used as a broad-spectrum insecticide in
324 crops. Concentrations of methylparathion measured in this study ranged from 0.7 to 7.4 ng/g w. w. in
325 mussels and were below the LOD or LOQ of 0.5 and 1.7 ng/g w. w. respectively in oysters. Parathion
326 concentrations ranged from below the LOD to 1.9 ng/g w. w. in mussels and were below the LOD or
327 LOQ of 0.1 and 0.3 ng/g w. w. respectively in oysters. These low concentrations were similar or
328 higher than the concentrations of methylparathion and parathion previously measured in oysters and
329 mussels respectively in February 2019 (Lerebours *et al.*, 2021). The short half-life in biological
330 matrices of these organophosphorus pesticides (less than a week) (Peña-Egido *et al.*, 1988; Schimmel
331 *et al.*, 1983) could explain the low concentrations found in the present study. Studies reporting
332 methylparathion or parathion in marine bivalves are scarce. One study carried out in Spain showed
333 higher concentration of parathion in oysters from the bays of the Ebro delta (Spain) (Solé *et al.*, 2000).
334 Nevertheless, the concentrations of methylparathion and parathion measured in mussels in the present
335 study were negatively correlated with the laccase activity. Laccase enzymes are multi-copper oxidases
336 that catalyse the oxidation of a wide range of substrates and play a role in the modulation of the

337 immune, antioxidant and detoxification response (Luna Acosta *et al.*, 2010; 2017). Therefore, we
338 hypothesize that the physiology of mussels is potentially weakened, although the exact consequences
339 of a decrease activity of the laccase enzyme are unknown. To our knowledge, there are no studies
340 available in the literature regarding the relationship between laccase enzyme activity with
341 methylparathion or parathion in bivalves and other marine organisms.

342 Metolachlor is a selective pre-emergent herbicide of the chloroacetanilide family that is
343 widely used in field crops (wheat, corn and rape) for weed control. The present results showed that the
344 concentration of metolachlor ranged from 0.6 ng/g (LOD) to 4.96 ng/g w. w. in oysters and were
345 below the LOQ of 0.3 ng/g w. w. in mussels. In the Pertuis Charentais region, concentrations
346 previously measured were lower: below the LOQ of 0.33 ng/g w. w. in oysters and between 0.5 ng/g
347 (LOD) and 1.67 ng/g w. w. (LOQ) in mussels (Lerebours *et al.*, 2021). Therefore, the accumulation of
348 metolachlor in bivalves was low, especially in mussels, despite being the predominant pesticide
349 measured in seawater (up to 32 ng/L). This herbicide was banned in 2003 in France but was replaced
350 by a similar compound: S-Metolachlor, for which the predicted no effect concentration (PNEC) for
351 aquatic organisms is 6.7 µg/L in surface water (Anses, 2018). Finally, no association between
352 metolachlor exposure and biomarker response was found in the present study. The environmental
353 concentrations in the ng/L range, that are about 1000 times lower than the PNEC, might be too low to
354 elicit effects.

355 The Ile of Ré site was characterised by alachlor, alpha-BHC, beta-BHC and
356 hexachlorobenzene concentrations in oysters, in May 2019 and only beta-BHC concentration in
357 mussels, in September 2019. However, these concentrations were not significantly higher in bivalves
358 collected at that site and remained very low all through the year biomonitoring with values below the
359 LOD or LOQ. This is in accordance with previous results found in the pilot study except for alpha-
360 BHC concentrations that were quantified in oysters, but concentrations were also very low (0.6 - 0.7
361 ng/g w. w.) (Lerebours *et al.*, 2021). Finally, these low concentrations levels could explain the weak
362 correlation ($r < 0.5$) with the GST activity in oysters. Considering their low concentrations in the
363 estuarine environment, and as they are banned, those compounds are not likely to pose a threat to the
364 health of marine bivalves in the region.

365 Finally, the low concentrations of hexachlorobenzene measured in oysters, a pesticide used to
366 protect the seeds of wheat and other grains against fungus, were correlated with an inhibition of the
367 AChE activity and an increase of the MDA levels. AChE is an enzyme specific to nervous tissue and
368 the neuromuscular junction (Soreq and Seidman, 2001) that rapidly hydrolyses acetylcholine
369 (neurotransmitter) into inactive choline and acetate (Serafini *et al.*, 2019). Despite this biomarker has
370 been widely used as a pollutant-sensitive neurotoxic biomarker (Tsangaris *et al.*, 2010) there is, to our
371 knowledge, a lack of studies dealing with the effect of this pesticide on AChE activity in bivalves.
372 However, in coherence with our results, some authors found that exposure to hexachlorobenzene
373 inhibits the AChE activity in the common carp (*Cyprinus carpio*) (Song *et al.*, 2006; Starek-
374 Świechowicz *et al.*, 2017). The positive correlation found with the MDA levels indicates the
375 peroxidation of polyunsaturated fatty acids of the membrane by free radicals (Viarengo *et al.*, 1991;
376 Pellerin-Massicotte, 1994). Our results are corroborated by previous work that evidenced an increase
377 of MDA levels in the estuarine crab (*Chasmagnathus granulatus*) (Chaufan *et al.*, 2006) and in the
378 brain of common carp *C. carpio* (Song *et al.*, 2006) exposed to high dietary and waterborne
379 concentration (50 - 200 ug/L) of hexachlorobenzene, respectively. Interestingly, the SOD activity that
380 is involved in the regulation of the oxidative balance was not correlated to any of the pesticide
381 concentrations measured possibly because the contamination levels were too low to modulate the
382 activity of this biomarker. Moreover, this biomarker was found correlated to temperature in mussels
383 and turbidity in oysters. Temperature was also correlated with MDA, AChE and Laccase activities in
384 oysters. Turbidity was also correlated to AChE and Laccase activities in oysters. Finally, dissolved
385 oxygen was correlated to GST and MDA in oysters. Those results revealed that temperature, dissolved
386 oxygen and turbidity, influenced the biochemical responses (based on the selected biomarkers) of
387 bivalve species. These findings were corroborated with previous studies that found a link between the
388 salinity or temperature and biomarker's responses in field-collected bivalves (Viarengo *et al.*, 1991;
389 Alves de Almeida *et al.*, 2007; Barbarin *et al.*, 2022). Therefore, the influence of temperature, turbidity
390 and dissolved oxygen could explain the weaker correlations with the low pesticide concentrations
391 found in the present study. The present findings revealed that environmental parameters need to be
392 analysed as confounded factors in studies assessing the link between biomarkers' responses and

393 exposure to pollutants in bivalves from the natural environment. Finally, our results showed that the
394 condition indexes of oysters varied between the autumn, winter and spring in accordance with their
395 reproductive cycle. They were also correlated with the SOD activity in oysters. Therefore, such
396 physiological parameters could also explain the weaker correlation found with pesticide
397 concentrations.

398 To conclude, the present study determined the concentration levels of thirty pesticides in two
399 bivalve species, seawater and sediments from the estuarine environment of the Pertuis seas during four
400 seasons. Metolachlor was predominant in seawater for all seasons. Seasonal variations of total
401 pesticide concentrations were especially observed in mussels with chlortoluron reaching the highest
402 concentration during the winter likely due to higher precipitations. Low pesticide concentrations were
403 correlated with GST, AChE and MDA in oysters and with laccase in mussels. Our results showed that
404 mussels' mortalities were not correlated to any of the pesticides nor biomarkers studied. Other organic
405 pollutants than the 30 pesticides analysed, and metals, could potentially affect the physiology and
406 biochemistry of bivalves as previously shown in previous studies (Luna-Acosta *et al.*, 2015b;
407 Breitwieser *et al.*, 2017). Thus, the present study encourages the development of new analytical
408 approaches by liquid/gas chromatographic coupled to high resolution mass spectrometry in order to
409 screen a larger number of pesticides, pharmaceuticals and other xenobiotic contaminants.

410

411

412

413 **Acknowledgements**

414 This research is part of the AQUAECOs project (Amélioration de la QUALité Environnementale en
415 zones CONchylicoles des Pertuis Charentais), funded by the “Nouvelle Aquitaine Region”, the
416 “Comité régional de la Conchyliculture de la Charente-Maritime” (CRC17), and the “Office Français
417 de la Biodiversité” (OFB). Authors are grateful to the maritime school of La Rochelle and
418 professionals for their technical support.

419

420 **References**

421 Almeida E.A., Bainy A.C.D., Loureiro A.P.M., Martinez G.R., Miyamoto S., Onuki J., Barbosa L.J.,
422 Garcia C.C.M., Prado F.M., Ronsein G.E., Sigolo C.A., Brochini C.B., Martins A.M.G., Medeiros
423 M.H.G., Di Mascio P., 2007. Oxidative stress in *Perna perna* and other bivalves as indicators of
424 environmental stress in the Brazilian marine environment: antioxidants, lipid peroxidation and DNA
425 damage. *Comp. Biochem. Physiol. Part A Mol. Integr. Physiol.*, 146, 588-600.

426 Amiard-Triquet et al., 2013. *Ecological Biomarkers: Indicators of Ecotoxicological Effects*. C.
427 Amiard-Triquet, J.C. Amiard and P. Rainbow 978-1-4398-8017-3, CRC Press, Taylor and Francis
428 Group.

429 Anses, 2018. Fiche de Phytopharmacovigilance. Synthèse des données de surveillance.

430 Barbarin, M., Muttin, F., Thomas, H., 2022. First study on the determination of baseline biomarkers
431 in *Mimachlamys varia* for an intra-port environmental biomonitoring in French Atlantic coastline (La
432 Rochelle). *Mar. Pollut. Bull.* 182, 113979.

433 Breitwieser, M., Vigneau, E., Viricel, A., Becquet, V., Lacroix, C., Erb, M., Huet, V., Churlaud, C., Le
434 Floch, S., Guillot, B., Graber, M., Thomas, H., 2018. What is the relationship between the
435 bioaccumulation of chemical contaminants in the variegated scallop *Mimachlamys varia* and its health
436 status? A study carried out on the French Atlantic coast using the Path ComDim model. *Sci. Total*
437 *Environ.* 640–641, 662–670.

438 Breitwieser, M., Viricel, A., Graber, M., Murillo, L., Becquet, V., Churlaud, C., Fruitier-Arnaudin, I.,
439 Huet, V., Lacroix, C., Pante, E., Floch, S. Le, Thomas-Guyon, H., 2016. Short-term and long-term
440 biological effects of chronic chemical contamination on natural populations of a marine bivalve. *PLoS*
441 *ONE* 11, 1–24.

442 Breitwieser, M., Viricel, A., Churlaud C., Guillot B., Martin E., Stenger, P.-L., Huet, V., Fontanaud,
443 A., Thomas-Guyon, H., 2017. First data on three bivalve species exposed to an intra-harbour
444 polymetallic contamination (La Rochelle, France). *Comparative Biochemistry and Physiology Part C:*
445 *Toxicology & Pharmacology*, 199, 28-37.

446 Gagnaire B, Thomas-Guyon H, Renault T., 2004. In vitro effects of cadmium and mercury on Pacific
447 oyster, *Crassostrea gigas* (Thunberg), haemocytes. *Fish Shellfish Immunol.* 16, 501–12.

448 Khorshid M., Souaya E. R., Hamzawy A. H., and Mohammed M. N., 2015. QuEChERS Method
449 Followed by Solid Phase Extraction Method for Gas Chromatographic-Mass Spectrometric
450 Determination of Polycyclic Aromatic Hydrocarbons in Fish. *International Journal of Analytical*
451 *Chemistry*, 352610.

452 Lacroix, C., Le Cuff, N., Receveur, J., Moraga, D., Auffret, M., Guyomarch, J., 2014. Development of
453 an innovative and “green” stir bar sorptive extraction–thermal desorption–gas chromatography–
454 tandem mass spectrometry method for quantification of polycyclic aromatic hydrocarbons in marine
455 biota. *J. Chromatogr. A* 1349, 1–10.

456 Lerebours, A., Bathie, M., Kazour, M., Amara, R., Huet, V., Thomas, H., 2022. Spatio-temporal
457 contamination of microplastics in shellfish farming regions: A case study. *Mar. Pollut. Bull.* 181,
458 113842.

459 Lerebours, A., Bathie, M., Receveur, J., Jezequel, R., Dubillot, E., Brunello, P., Barbier, P., Le Floch,
460 S., Thomas, H., 2021. Pesticides, nonylphenols and polybrominated diphenyl ethers in marine bivalves
461 from France: a pilot study. *Mar. Pollut. Bull.* 172, 112956.

462 Levesque, B., Cachot, J., Boët, P., Lepage, M., Mazella, N., Martin, Caroline, Gourves, Pierres-Yves,
463 Legeay, Alexia, 2018. Seasonal variations of contamination and exoskeletal malformations in the
464 white shrimps *Palaemon longirostris* in the Gironde estuary, France. *Environ. Sci. Pollut. Res.* 25,
465 22689–22701.

466 Luna-Acosta, A., Budzinski, H., Le Menach, K., Thomas-Guyon, H., Bustamante, P., 2015a.
467 Persistent organic pollutants in a marine bivalve on the Marennes-Oléron Bay and the Gironde Estuary
468 (French Atlantic Coast)-Part 1: Bioaccumulation. *Sci. Total Environ.* 514, 500–510.

469 Luna-Acosta, A., Bustamante, P., Budzinski, H., Huet, V., Thomas-Guyon, H., 2015b. Persistent
470 organic pollutants in a marine bivalve on the Marennes-Oléron Bay and the Gironde Estuary (French
471 Atlantic Coast)-Part 2: Potential biological effects. *Sci. Total Environ.* 514, 511–522.

472 Luna-Acosta, A., Rosenfeld E, Amari M, Fruitier-Arnaudin I, Bustamante P, Hélène Thomas-Guyon
473 H. 2010. First evidence of laccase activity in the Pacific oyster *Crassostrea gigas*. *Fish & Shellfish*
474 *Immunology* 28, 719e726.

475 Luna-Acosta A, Breitwieser M, Renault T, Thomas-Guyon H, 2017. Recent findings on phenoloxidases in
476 bivalves. *Marine Pollution Bulletin* 122, 5–16.

477 Pacanoski Z. and Mehmeti A., 2019. Pre-emergence grass weed control in winter wheat (*Triticum*
478 *aestivum* L.) with soil applied premixed herbicides influenced by precipitations. *Agronomy Research*
479 17(6), 2386–2398.

480 Pellerin-Massicotte J., 1994. Oxidative processes as indicators of chemical stress in marine bivalves.
481 *Journal of Aquatic Ecosystem Health*, 3, 101-111.

482 Peña-Egido, M.J., Rivas-Gonzalo, J.C., Mariño-Hernandez, E.L., 1988. Toxicokinetics of parathion in
483 the rabbit. *Archives of Toxicology* 61, 196-200.

484 Pfannkoch E. A., Stuff J. R., Whitecavage J. A., and Moran J. H. 2015. High Throughput Method for
485 the Determination of PAHs in Seafood by QuEChERS-SBSE-GC-MS. *International Journal of*
486 *Analytical Chemistry*, 359629.

487 Serafini, S., de Freitas Souza, C., Baldissera, M.D., Baldisserotto, B., Segat, J.C., Baretta, D., Zanella,
488 R., Schafer da Silva, A., 2019. Fish exposed to water contaminated with eprinomectin show inhibition
489 of the activities of AChE and Na⁺/K⁺-ATPase in the brain, and changes in natural behavior.
490 *Chemosphere* 223, 124–130.

491 Schimmel, S.C., Garnas, R.L., Patrick, J.M., Moore, J.C., 1983. Acute Toxicity, Bioconcentration, and
492 Persistence of AC 222,705, Benthocarb, Chlorpyrifos, Fenvalerate, Methyl Parathion, and Permethrin
493 in the Estuarine Environment. *Journal of Agricultural and Food Chemistry* 31, 104-113.

494 Sies H., 1997. Physiological society symposium: impaired endothelial and smooth muscle cell
495 function in oxidative stress. *Oxidative stress: oxidants and antioxidants. Experimental Physiology*, 82,
496 291-295.

497 Sies H., 1993. Strategies of antioxidant defense. *Eur. J. Biochem.* 215, 213-219.

498 Shrivastava, A., Gupta, V.B., 2011. Methods for the determination of limit of detection and limit of
499 quantitation of the analytical methods. *Chron. Young Sci.* 2 (1), 21–25.

500 Solé, M., Porte, C., Barcelo, D., Albaiges, J., 2000. Bivalves residue analysis for the assessment of
501 coastal pollution in the Ebro Delta (NW Mediterranean). *Mar. Pollut. Bull.* 40, 746–753.

502 Song, S.B., Xu, Y., Zhou, B.S., 2006. Effects of hexachlorobenzene on antioxidant status of liver and
503 brain of common carp (*Cyprinus carpio*). *Chemosphere* 65, 699–706.

504 Soreq, H., Seidman, S., 2001. Acetylcholinesterase — new roles for an old actor. *Nat. Rev. Neurosci.*
505 2, 294–302.

506 Starek-Świechowicz, B., Budziszewska, B., Starek, A., 2017. Hexachlorobenzene as a persistent
507 organic pollutant: Toxicity and molecular mechanism of action. *Pharmacol. Rep.* 69, 1232–1239.

508 Tsangaris, C., Kormas, K., Strogyloudi, E., Hatzianestis, I., Neofitou, C., Andral, B., Galgani, F.,
509 2010. Multiple biomarkers of pollution effects in caged mussels on the Greek coastline. *Comp.*
510 *Biochem. Physiol. Part C Toxicol. Pharmacol.* 151, 369–378.

511 Viarengo A., Canesi L., Pertica M. and Livingstone D.R., 1991. Seasonal variations in the antioxidant
512 defence systems and lipid peroxidation of the digestive gland of mussels. *Comparative Biochemistry*
513 *and Physiology Part C: Comparative Pharmacology.* 100, 187-190.

514

515 **Figure and Table Legend.**

516 **Figure 1.** Location of all the samples collected in the Pertuis-Charentais region, France.

517 **Figure 2.** Sum of the pesticide concentrations in water (ng/L) and sediment samples (ng/g, d. w.) over
518 a year biomonitoring at each sampling site.

519 **Figure 3.** Sum of the pesticide concentrations in oysters and mussels (ng/g, w. w.) over a year
520 biomonitoring at each sampling site.

521 **Figure 4.** Biomarker responses in oysters and mussels on different sampling seasons ad sites.

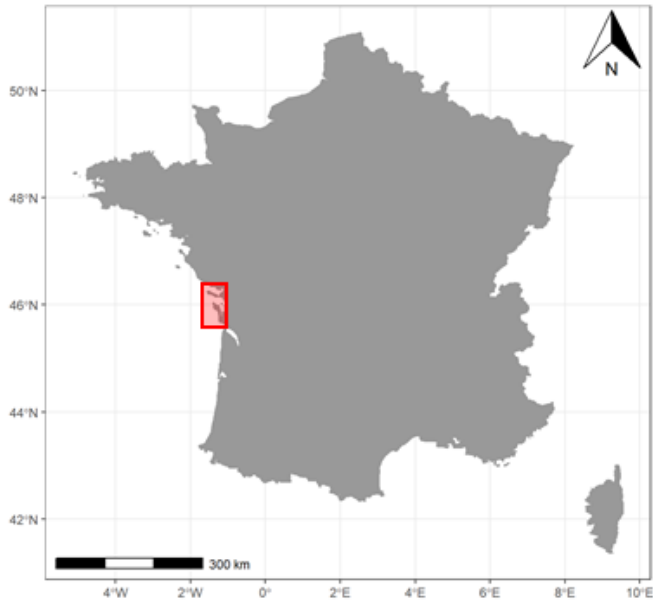
522

523 **Table 1.** The 30 pesticides analysed.

524 **Table 2.** Percentage of mortalities (%) in oysters and mussels on different sampling occasions.

525

526 **Figure 1.**



527



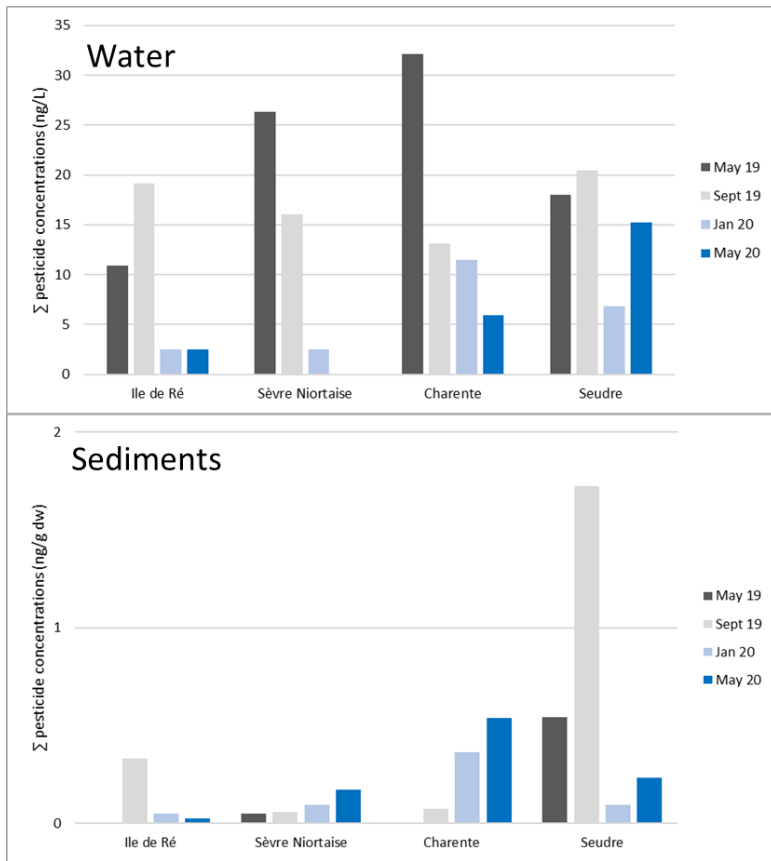
528

529

530

531

532 **Figure 2.**



533

534

535

536

537

538

539

540

541

542

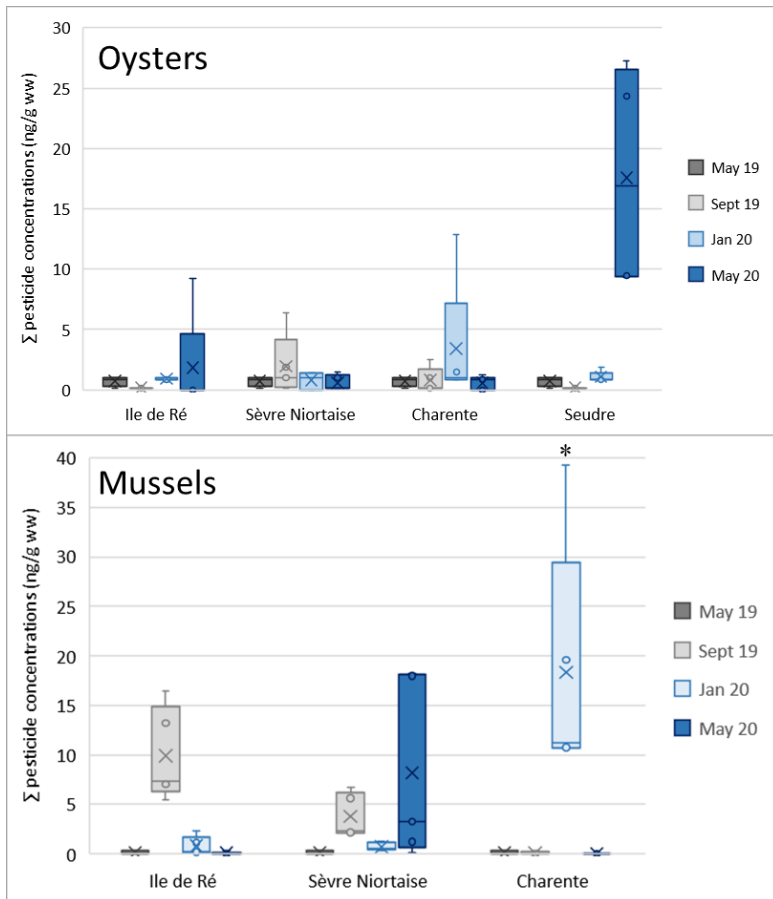
543

544

545

546

547 **Figure 3.**



548

549

550

551

552

553

554

555

556

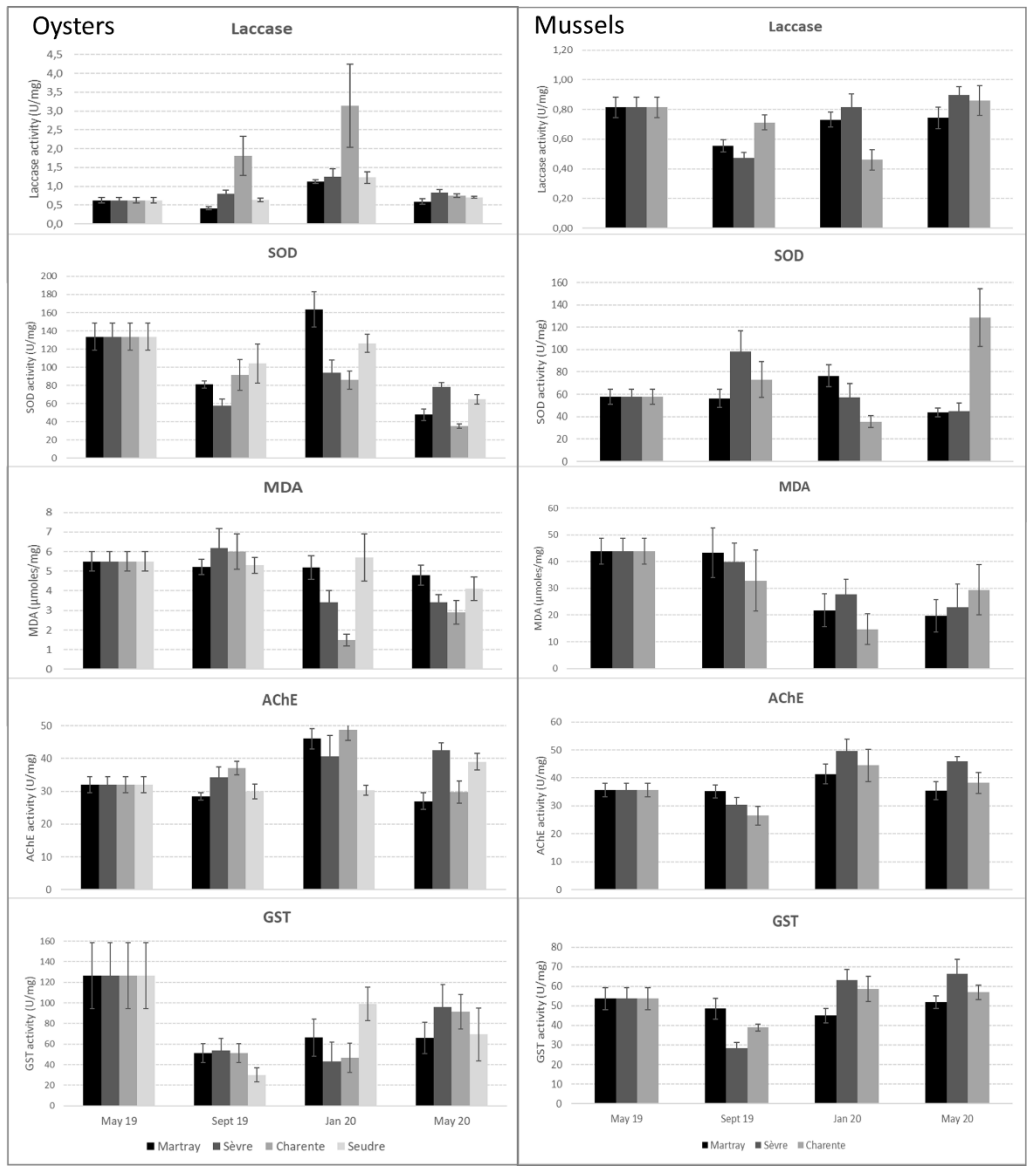
557

558

559

560

561 **Figure 4.**



562

563

564

565

566

567

568

569

570

571 **Table 1.**

Pesticides analysed		
acetochlor	diazinon	endosulfan beta
alachlor	dieldrine	endosulfan sulfate
aldrine	diuron	endrine
alpha-BHC	2,4'-dde	hexachlorobenzene
beta-BHC	4,4'-dde	isodrine
gamma-BHC	2,4'-ddd	methylparathion
delta-BHC	4,4'-ddd	metolachlor
chlorfenvinphos	2,4'-ddt	metazachlor
chlorpyrifos	4,4'-ddt	oxadiazon
chlortoluron	endosulfan alpha	parathion

572

573

574

575

576 **Table 2.**

	May - Jul 19	Aug - Sept 19	Oct - Nov 19	Dec - Jan 20	Feb - Mar 20	Apr - May 20
Oysters						
<i>Ile de Ré</i>	0	2	1	0	0	1
<i>Sèvre N.</i>	1	2	2	0	1	0
<i>Charente</i>	1	5	1	0	1	1
<i>Seudre</i>	4	0	2	2	1	0
Mussels						
<i>Ile de Ré</i>	7	6	2	4	17	20
<i>Sèvre N.</i>	15	5	3	2	2	42
<i>Charente</i>	4	6	2	1	2	5

577

578

579

580

581

582

583 **Supplementary material**

584 **Text S1.** Biochemical analyses.

585 **Figure S1.** Number of pesticides in oysters and mussels over a year biomonitoring at each site.

586 **Figure S2.** Principal component analyses and correlations of pesticide concentrations and biomarker
587 responses in oysters.

588 **Figure S3.** Principal component analyses and correlations of pesticide concentrations and biomarker
589 responses in mussels. Percentages of mussel mortalities were also considered.

590 **Excel File S1.** Concentrations of the thirty pesticides measured in seawater and sediments' samples.

591 **Excel File S2.** Concentrations of the thirty pesticides measured in oysters and mussels' samples.

592 **Table S1.** Environmental data recorded from May 2019 to February 2020 : monthly mean of daily
593 precipitations (mm) (source: Meteo France) at La Rochelle-Ile of Ré (46°10'40"N, 1°11'34"W),
594 Chassiron (46°02'48"N, 1°24'42"W) and Saintes (45°45'40"N, 0°39'07"W) stations, and temperature
595 (°C), Dissolved Oxygen (DO) (%), conductivity (mS/cm), pH, turbidity (FNU) and salinity (PSU)
596 measured using the multi-meter probe (HANNA HI 9829) at the four studied sites.

597 **Table S2.** Fresh weight (g) and total length (cm) of oysters and mussels collected over the year
598 biomonitoring (mean ± SD).

599 **Table S3.** Index conditions of oysters and mussels.

600

601

602

603

604

605

606

607

608

609

610 **Text S1.**

611 Determination of total protein concentrations

612 Total protein concentrations were determined adapting the BCA Kit methodology (Bicinchononique
613 Acid Kit, Sigma Aldrich ®). The BCA kit contained bovine serum albumin (BSA) as a standard and
614 involved the reduction of alkaline Cu^{2+} by proteins (Smith et al., 1985) at absorbance 562 nm using a
615 spectrofluorometer (SAFAS Flx- Xenius ®).

616 Detoxification, antioxidant and defence enzyme activities

617 The SOD activity was assessed in the FF using the method developed by Paoletti et al. (1986). The
618 assay, involving EDTA, MnCl_2 and mercaptoethanol, measured the decrease in nicotinamide adenine
619 dinucleotide (NADH) oxidation. The inhibition of NADH oxidation, function of the SOD activity, was
620 monitored at 340 nm (using the SAFAS Flx-Xenius spectrofluorimeter ®). One SOD unit
621 corresponded to 50% inhibition of NADH oxidation. Results are presented in U of SOD/mg of protein.

622 The Glutathione S-Transferase activity in the digestive glands was determined by adapting a Sigma
623 assay kit. The GST assay kit resorted to 1-chloro-2,4-dinitrobenzene (CDNB), suitable for the broadest
624 range of GST isozymes. Upon conjugation of the thiol group of glutathione to the CDNB substrate, an
625 increase in absorbance at 340 nm (SAFAS Flx-Xenius ®) was observed. Results are presented in U of
626 GST/mg of protein (Mannervik et al., 1988; Habig et al., 1974).

627 Lipid peroxidation

628 Lipid peroxidation was measured by assaying the Malondialdehyde (MDA) concentration in the FF
629 (Gerard-Monnier et al., 1998). A commercially available MDA assay kit (Oxis International) was
630 used. The method is based on the MDA reaction with a chromogenic reagent (n-methyl-2-
631 phenylindole). The blue product was quantified by measuring absorbance at 586 nm (Gerard-Monnier
632 et al., 1998) with a SAFAS Flx-Xenius spectrofluorimeter ®. Results are presented in $\mu\text{M}/\text{mg}$ of
633 protein.

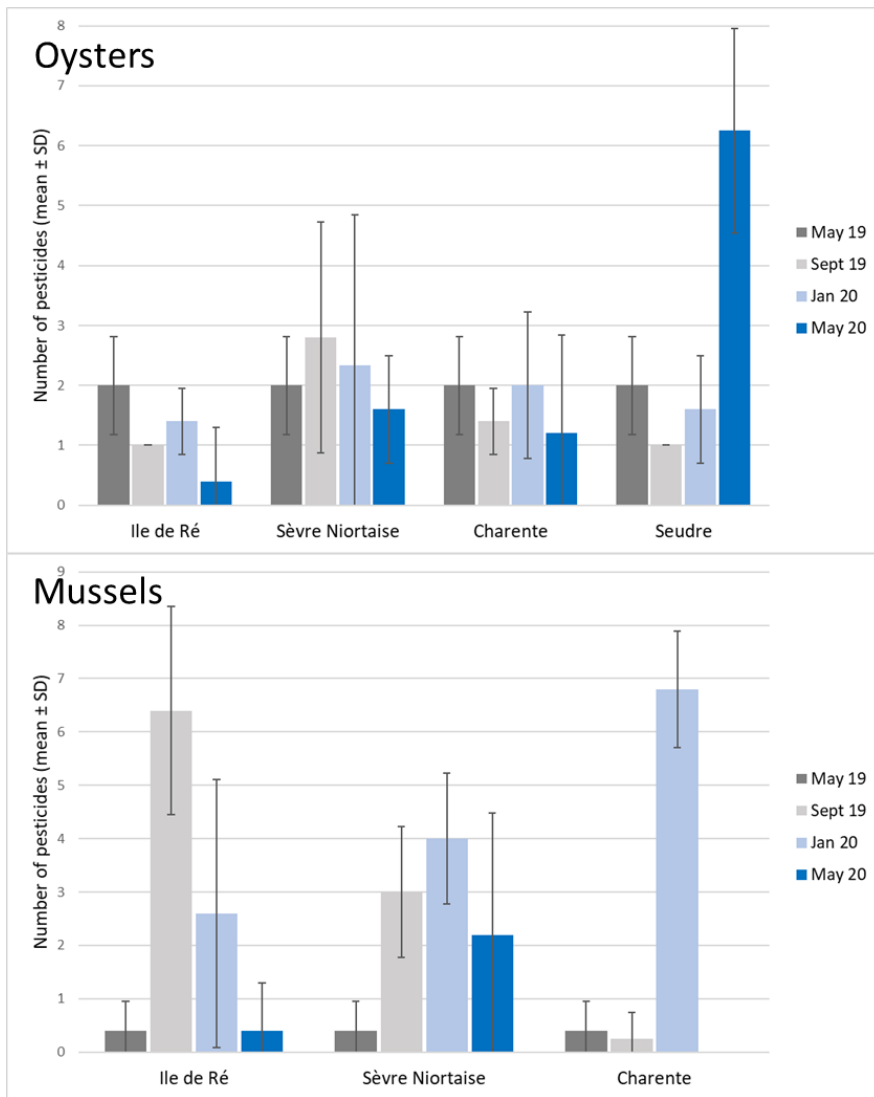
634 Environmental stress with Laccase assay

635 The phenoloxidase (Laccase) activity highlighted alterations to the immune system. Indeed, the
636 enzymatic activity is sensitive to contaminants (Gagnaire et al., 2004; Luna-Acosta et al., 2010a and
637 Breitwieser et al., 2016) and plays an important role in the oyster immune defence mechanism. The
638 Laccase activity was measured in the FF, using a method developed by Luna-Acosta et al. (2015). The
639 latter relied on the oxidation of PPD (p-phenylenediamine) being catalysed by laccase. The reaction
640 was measured at 420 nm using a SAFAS Flx-Xenius spectrofluorometer ®. Laccase activity was
641 expressed in enzymatic units per mg of protein (U/mg of protein).

642

643 **Figure S1.**

644



645

646

647

648

649

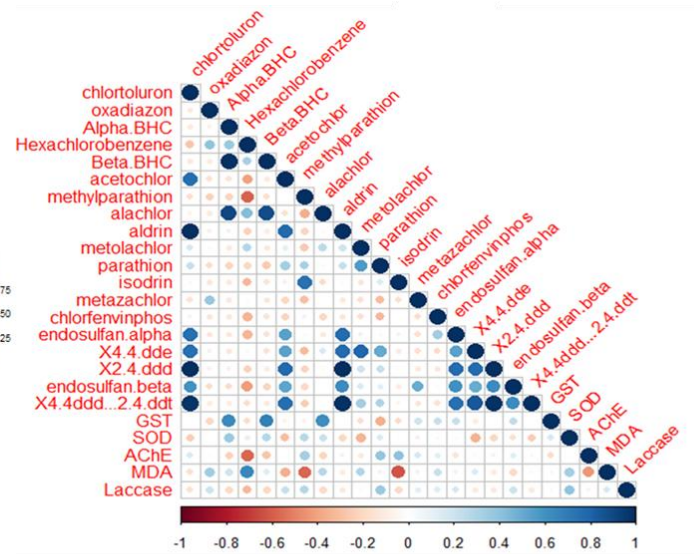
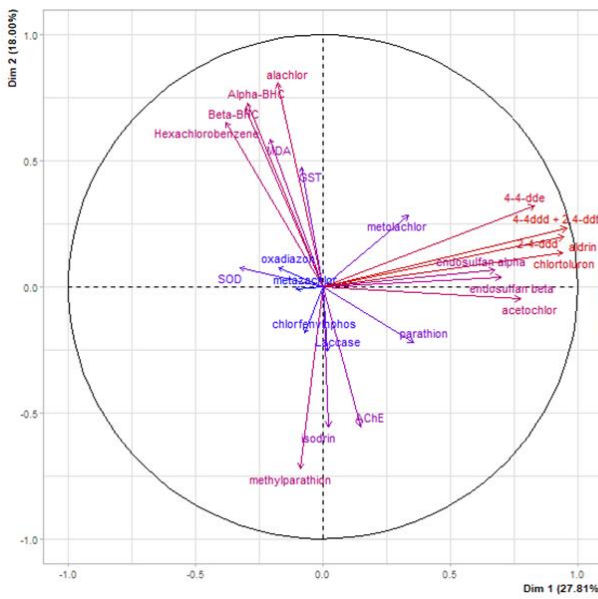
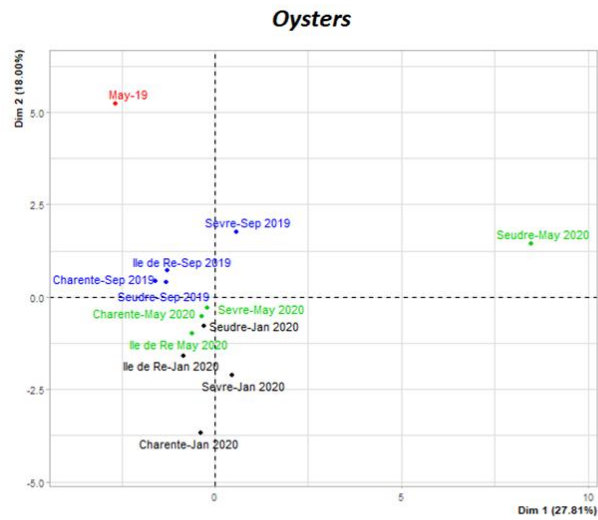
650

651

652

653

654 **Figure S2.**



655

656

657

658

659

660

661

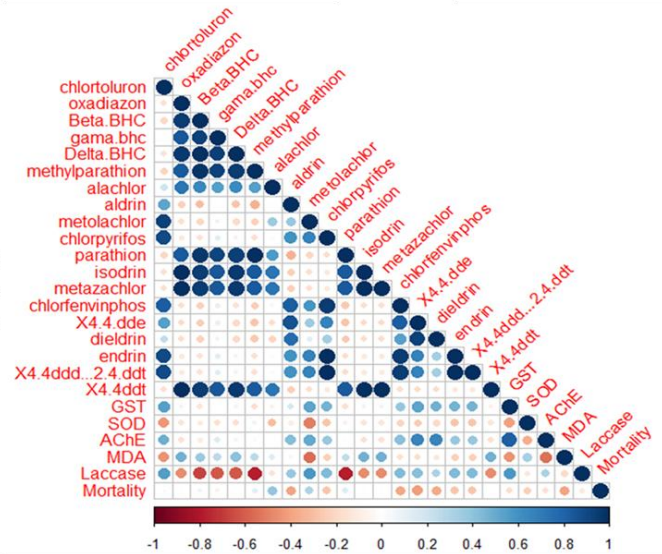
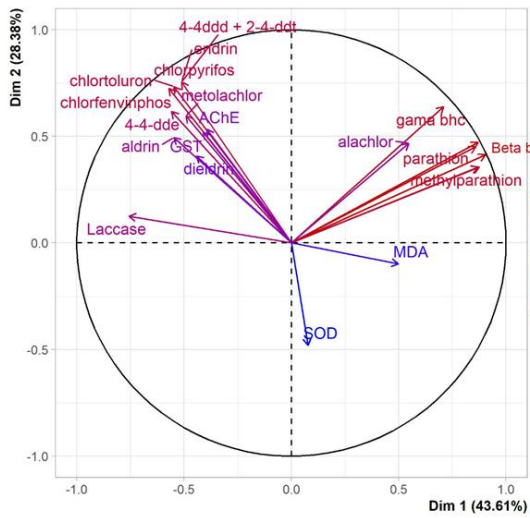
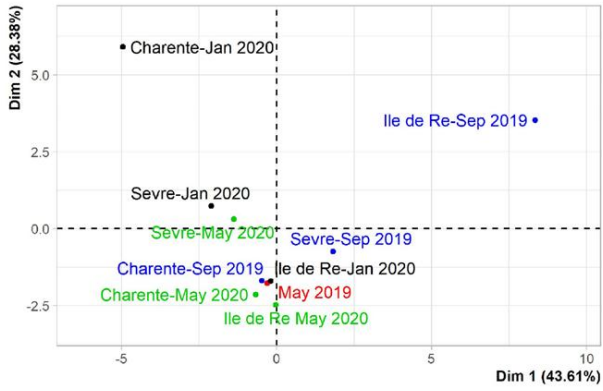
662

663

664

665 **Figure S3.**

Mussels



666

667

668

669

670

671

672

673

674

675

676

677

678 **Table S1.**

	2019							2020					
	May	June	July	Aug	Sept	Oct	Nov	Dec	Jan	Feb	Mar	Apr	May
Precipitation (mm)	1	2	1	1	2	4	8	4	2	2	3	1	3
<i>Ile of Ré</i>													
T (°C)	15	23		24	17	16	14	10	12	14	16	15	20
DO (%)	46	32			90	79	103	78	76	104	104	64	97
Cond (mS/cm)	57	57		59	49	47	45	43	44	43	44	46	46
pH	8.4	8.4		8.2	8.0	8.0	7.9	7.3	8.2	8.2	8.4	8.2	8.5
Turb (FNU)	56	52			9	20	61	75	11	30	83	180	63
TDS (ppm)		29		29	24	23	22	19	22	22	22	23	23
Sal (psu)		38		39	32	31	29	27	28	29		30	30
<i>Charente</i>													
Flow rate (m/s)				28 - 10			11 - 240				132 - 60		
T (°C)	15			22	21		12	9.8	10.9			15	21
DO (%)	37				90	77	91	71	70	68	73.2	57	45
Cond (mS/cm)	46			59	49	32	22	22	35	15		43	43
pH	8.2			8.0	7.8	8.0	8.0	8.0	7.9	8.0	7.8	8.0	7.8
Turb (FNU)					500	1000	300	1000		1000		236	215
TDS (ppm)	28			29	25	15	11	11	17	12		20	22
Sal (psu)	38			39	32							25	28
<i>Sèvre Niortaise</i>													
Flow rate (m/s)				5 - 1.8			1.9 - 29				99 - 9.5		
T (°C)				28	22	19	11		12	14	15	21	23
DO (%)				19	104	81	96		74	67	90	89	60
Cond (mS/cm)				62	51	39	36		33	18	43	42	43
pH				8.7	8.3	8.2	7.9		7.3	8.0	8.3	8.3	8.5
Turb (FNU)				50	123	76	238		140	170	47	51	339
TDS (ppm)				31	26	23	18		16	13	22	21	22
Sal (psu)				41	34	33					28	27	28
<i>Seudre</i>													
Flow rate (m/s)				0.6 - 0.05			0.1 - 6.6				4.9 - 2.9		
T (°C)					19	17	11			11	13	16	18
DO (%)					93	70	90		74	83	83	48	43
Cond (mS/cm)					47	48	35		38	40	36	42	36
pH					7.8	7.9	7.9		8.0	9.0	8.0	7.9	7.8
Turb (FNU)					191	45	226		200	166	280	52	724
TDS (ppm)					23	24	17		19	20	18	21	18
Sal (psu)					30	31				26		27	

679

680

681 **Table S2.**

		May 19	Sept 19	Jan 20	May 20
Oysters	Weight (g)	3.2 ± 1.0	7.7 ± 3.0	2.6 ± 0.9	5.7 ± 2.6
	Length (cm)	3.0 ± 0.5	4.0 ± 0.4	7.4 ± 0.9	7.3 ± 1.4
Mussels	Weight (g)	1.4 ± 0.5	1.6 ± 0.4	1.1 ± 0.4	5.2 ± 2.7
	Length (cm)	3.7 ± 0.2	3.9 ± 0.4	4.2 ± 0.4	4.1 ± 0.5

682

683 **Table S3.**

		May19	Sept19	Jan20	May20
Oysters					
Le Martray			13 ± 2	12 ± 2	17 ± 1
Sèvre Niortaise	14 ± 3		13 ± 2	11 ± 1	16 ± 4
Charente			16 ± 3	10 ± 1	12 ± 4
Seudre			14 ± 2	12 ± 2	14 ± 1
Mussels					
Le Martray			24 ± 5	21 ± 2	27 ± 3
Sèvre Niortaise	24 ± 6		22 ± 4	23 ± 3	25 ± 6
Charente			26 ± 3	21 ± 9	27 ± 15

684

685

686

687

688

689

690

691

692

693

694

695