



**HAL**  
open science

# Interactive Segmentation With Incremental Watershed Cuts

Quentin Lebon, Josselin Lefèvre, Jean Cousty, Benjamin Perret

► **To cite this version:**

Quentin Lebon, Josselin Lefèvre, Jean Cousty, Benjamin Perret. Interactive Segmentation With Incremental Watershed Cuts. Iberoamerican Congress on Pattern Recognition (CIARP), Inês Domingues; Verónica Vasconcelos, Nov 2023, Coimbra, Portugal. hal-04069187v1

**HAL Id: hal-04069187**

**<https://hal.science/hal-04069187v1>**

Submitted on 14 Apr 2023 (v1), last revised 4 Dec 2023 (v3)

**HAL** is a multi-disciplinary open access archive for the deposit and dissemination of scientific research documents, whether they are published or not. The documents may come from teaching and research institutions in France or abroad, or from public or private research centers.

L'archive ouverte pluridisciplinaire **HAL**, est destinée au dépôt et à la diffusion de documents scientifiques de niveau recherche, publiés ou non, émanant des établissements d'enseignement et de recherche français ou étrangers, des laboratoires publics ou privés.

# INTERACTIVE SEGMENTATION WITH INCREMENTAL WATERSHED CUTS

Quentin Lebon<sup>1</sup>    Josselin Lefèvre<sup>1,2</sup>    Jean Cousty<sup>1</sup>    Benjamin Perret<sup>1</sup>

<sup>1</sup> LIGM, Univ Gustave Eiffel, CNRS, ESIEE Paris, F-77454 Marne-la-Vallée, France

<sup>2</sup> Thermo Fisher Scientific, Bordeaux, France

## ABSTRACT

In this article, we propose an incremental method for computing seeded watershed cuts for interactive image segmentation. We propose an algorithm based on the hierarchical image representation called the binary partition tree to compute a seeded watershed cut. We show that this algorithm fits perfectly in an interactive segmentation process by handling user interactions, seed addition or removal, in time linear with respect to the number of affected pixels. Run time comparisons with several state-of-the-art interactive and non-interactive watershed methods show that the proposed method can handle user interactions much faster than previous methods, thus improving the user experience on large images.

**Index Terms**— Interactive segmentation, watershed, binary partition tree, minimum spanning tree

## 1. INTRODUCTION

Image segmentation consists in partitioning an image into meaningful regions. A classical approach to this problem is the watershed (WS) where the image is seen as a topological relief and the regions corresponds to catchment basins: this method constitutes a fundamental stage of many image analysis workflows. The first approaches for WS on images considered an image as a vertex-weighted graph [1, 2]. Nowadays, state-of-the-art WS methods are defined on edge-weighted graphs [3], allowing to characterize WS cuts as solutions to a global optimization problem related to Minimum Spanning Trees (MST). Further advanced WS are based on hierarchical representations describing how catchments basins are progressively merged into the most significant structures [4, 5]. In this context, the authors of [6] have proposed an algorithm to compute a WS cut from a hierarchical representation called the Binary Partition Tree (BPT) [7].

One of the major drawbacks of WS is over-segmentation as each minimum of the image induces a catchment basin. To overcome this problem, weakly supervised WS segmentation through interactivity is a popular solution. By substituting the minima of the image by user-defined seeds, this procedure makes it possible on the one hand to avoid over segmentation and on the other hand to introduce semantic information into the output segmentation.

But often, the segmentation has to be corrected by successively refining seeds *i.e.*, adding or removing seeds, until

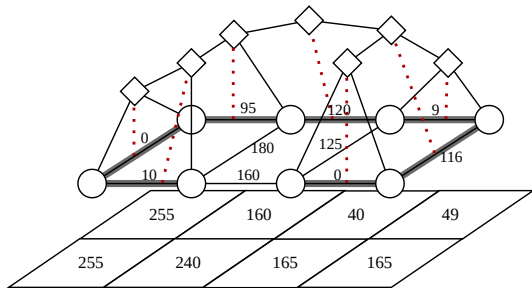
a result close to the desired segmentation is reached. Classical seeded WS algorithms cannot handle such incremental process and each update of the seeds requires to completely recompute the result on the whole image, even if a small number of pixels is affected by the change. This problem can seriously limit the speed of user interactions on large images or 3D volumes. This issue has been addressed in the framework of the Image Foresting Transform (IFT) [8] with the Differential Image Foresting Transform (DIFT) [9] a WS-based and fuzzy-connected segmentation, whose response time for interactive segmentation is proportional to size of the modified regions of the scene. Interactivity has also been addressed in the context of object segmentation with hierarchical representations, especially for trees based on threshold decomposition *i.e.*, component trees [10] or tree of shapes [11, 12].

In this work, we propose a seeded WS cut algorithm within the framework of BPTs. We show that this algorithm is particularly well suited for interactive segmentation as it can handle user interactions in time linear with the number of affected pixels. The method is assessed on several images where users were asked to interactively segment an object of interest by adding/removing seeds. The run-time comparisons with state-of-the-art incremental and non-incremental methods show a significant advantage for the proposed method.

## 2. WATERSHED CUTS

In this section, we briefly review the notion of a WS cut, recall its relation to minimum spanning trees and forests and highlight the important BPT datastructure that is used in the following. WS cuts are deeply related to MSTs [3]. In the semi-supervised case where an edge-weighted graph (representing the image) and a set of marked vertices are given, a WS cut can be obtained as the cut induced by a minimum spanning forest where each tree is rooted in one of the seeds [13]. The BPT is a hierarchical datastructure that allows one to represent a MST and to efficiently browse its edges. The BPT is obtained as a by-product of the efficient Kruskal's MST algorithm. Figure 1 illustrates the BPT of an edge-weighted graph and its relation to the MST of this graph (bold edges). In particular, it can be seen that the leaves of the BPT are mapped to the vertices of the MST and that each non-leaf node is a mapped to an edge of the MST (this mapping is rep-

resented by the dashed segments in Figure 1). Intuitively, we can say that every non-leaf node of the BPT represents the addition of an edge to the MST during Kruskal’s algorithm, the added edge being used to merge the two connected regions that contain the edges extremities. An efficient WS cut algorithm based on BPT is presented in [14, 6] to handle the non-supervised case with no seed provided.



**Fig. 1.** The three working areas: grayscale image, graph, and BPT. The dashed red lines depict the bijection between non-leaf nodes and edges of the MST (in bold).

### 3. SEMI-SUPERVISED WATERSHED CUT ALGORITHM WITH INTERACTIONS

In this section, we present a novel WS cut algorithm that is able to (i) compute a seeded WS cut from user-provided seeds, and to (ii) efficiently update this WS cut from user’s feedback given in the form of successive deletions and additions of seeds. The workflow of the method, presented in Figure 2, comprises three main parts: **1)** Computation of an MST and an associated BPT; **2)** Identification of WS cut edges by browsing the BPT, taking into account the seeds provided by the user. These edges correspond to the edges that must be removed from the MST to obtain a minimum spanning forest rooted in the given seeds. **3)** Partitioning and labeling of the graph vertices according to the connected components (CC) of the forest resulting from step 2. This labeling is the resulting WS cut segmentation. Step 1 can be performed using the algorithm presented in [6]. Section 3.1 presents an efficient algorithm for step 2, Section 3.2 discusses the labeling involved at step 3, and Section 3.3 shows how to incrementally update the results of the workflow based on user’s feedback.

#### 3.1. Tree-node marking

This section is devoted to Algorithm 1 that identifies the WS edges from the BPT of the image for some user provided seeds. The algorithm proceeds seed by seed in an incremental manner. For each seed, taken in any order, one edge of the initial MST must be removed to cut the region of this seed from the regions of the current partition (obtained with the previous seeds). To this end, we search in the BPT for the lowest node

that merges a region of the new seed with a region of the already processed seeds. In order to “prevent” this merging and to cut the region of the new seed from the rest of the partition, the MST edge associated to this node is tagged WS and added to the set of edges to be deleted from the MST.

To make this idea practicable, we consider an array `visitCount` that marks each BPT node with the number of times that this node was visited during the successive searches. At the beginning, `visitCount` is initialized to 0 for each node. Then, for each leaf node of the tree corresponding to a seed to add, we browse its ancestors and update `visitCount` accordingly. Let  $p$  be a parent of the considered seeded node, if `visitCount[p] = 0` then this value has to be incremented and the traversal continues by considering the parent of  $p$ . However, if `visitCount[p] = 1`, then node  $p$  has already been visited by a previous seed: it must then become a WS node separating 2 different seeds. We thus increment the value of `visitCount[p]` to 2 and the MST edge associated to  $p$  (denoted by  $\mathcal{H}.mstEdge[p]$ ) is added to the edge set  $WS$ . Note that the traversal stops when `visitCount[p] = 2` as the separation induced by the addition of the new seed has been found. When a seed is added, only the nodes in the path from this seed to its closest WS node are visited. We can see this on Figure 3(b), where adding seed  $S_3$  results in browsing only three nodes. During a call or a succession of calls to Algorithm 1, each node is visited at most twice, leading to an overall linear-time complexity with respect to the number of vertices.

---

#### Algorithm 1: ADD SEED

---

**Data:**  $\mathcal{H}$  : a BPT, `seeds` : a set of seeds and `visitCount`;

**Result:** `ws` a set of edges to be removed and `visitCount` updated.

```

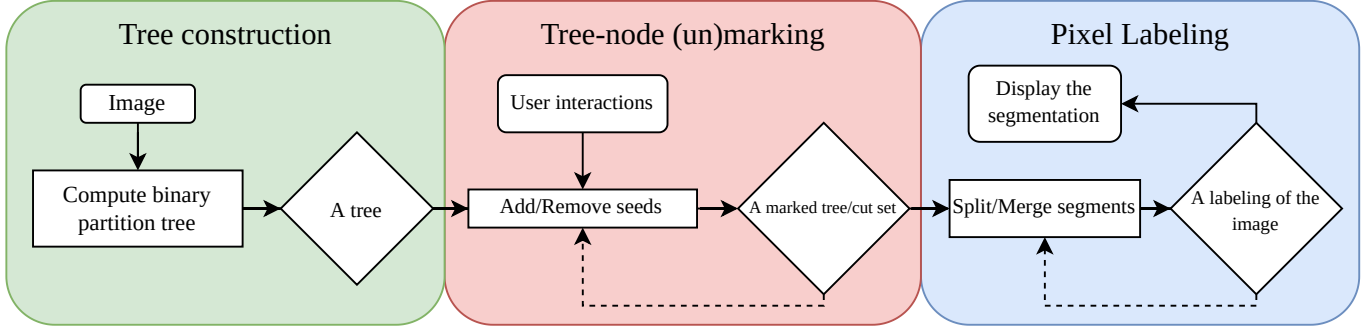
1 ws  $\leftarrow \emptyset$ 
2 foreach leaf  $n$  of seeds do
3   while  $n \neq \mathcal{H}.root$  and visitCount[n]  $\neq$  2 do
4      $n := \mathcal{H}.parent[n]$ 
5     visitCount[n] := visitCount[n] + 1
6     if visitCount[n] = 2 then
7        $ws := ws \cup \{\mathcal{H}.mstEdge[p]\}$ 

```

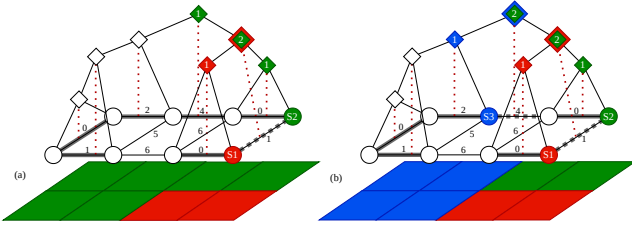
---

#### 3.2. Pixel labeling

Once the WS nodes set is computed, we return to the image domain to compute the segmentation. First, we compute the minimum spanning forest representing the WS cut: for each added WS node, the corresponding WS edge is removed from the MST. Then we perform a labeling of the CCs of the forest with a simple Breadth First Search (BFS) algorithm.



**Fig. 2.** Overview of our workflow of the interactive incremental watershed (WS) segmentation



**Fig. 3.** Integer labels on non-leaf nodes represent the value of  $visitCount$ . (a) Initialization with  $S_1$  and  $S_2$  as seeds. (b) Update after the addition of  $S_3$  as an additional seed.

### 3.3. Incremental workflow

The workflow presented in the previous sections can be adapted to work in an incremental way, by considering the addition or removal of seeds and the differential update of the resulting WS cut and all intermediary structures.

Firstly, we adapt Algorithm 1 to obtain Algorithm 2 which accounts for seed removal. Such removal induces the merging of two regions and the disappearance of a WS node. The traversal procedure is the same as for adding seeds except that for each parent  $p$ ,  $visitCount[p]$  is decremented and the parent browsing stops if  $visitCount[p] = 1$  after decrementation. Indeed, if the value was decremented to 1, the current node is no longer be a WS node.

Regarding the labeling, Algorithm 2 can now restore WS edges which induces the merging of two CCs. That can be efficiently performed by constraining BFS to explore only the smallest CC associated with one extremity of a cut edge. The label of the larger CC is then spread on the smaller one. This can be done by keeping track of the size of each CC resulting in a linear time merging *w.r.t.* the number of vertices of the smallest CC. Note that when a WS edge is removed, we also only need to relabel the components at the two extremities of this edge. The split of a component thus also runs in time linear with the number of pixels in the affected component.

As a result, this incremental workflow enables updating of the segmentation in a time proportional to the number of pixels in the region affected by the seed refinement.

---

#### Algorithm 2: REMOVE SEED

---

**Data:**  $\mathcal{H}$ : a BPT,  $seeds$ : a set of seeds and  $visitCount$ ;

**Result:**  $ws$  a set of edges to be added and  $visitCount$  updated.

```

1  $ws \leftarrow \emptyset$ 
2 foreach leaf  $n$  of seeds do
3   while  $n \neq \mathcal{H}.root$  and  $visitCount[n] \neq 1$  do
4      $n := \mathcal{H}.parent[n]$ 
5      $visitCount[n] := visitCount[n] - 1$ 
6     if  $visitCount[n] = 1$  then
7        $ws := ws \cup \{\mathcal{H}.mstEdge[p]\}$ 

```

---

Method	Init	Average	Max	Accumulated
IWS	210.0	<u>9.2</u>	<u>89.3</u>	<u>514.1</u>
NIWS	210.0	82.2	94.8	3164.4
DIFT	<u>14.0</u>	478.4	622.8	15886.3
OpenCV	$\emptyset$	141.7	174.8	5089.4
Higra	$\emptyset$	829.1	1239.4	29012.0

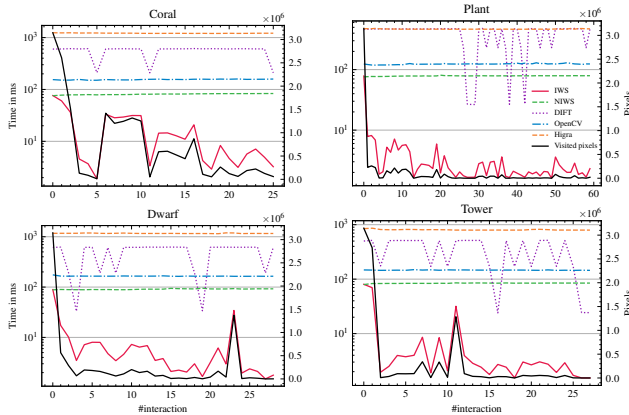
**Table 1.** Computation time (ms) of the methods. The first column corresponds to the initialization time. The second and third columns give the average and maximum computation time over all user interactions. The last column gives the total computation time (initialization plus all user interactions).

## 4. EXPERIMENTS

For assessments, we confronted a user with a binary segmentation problem on three images from the INRIA Holidays dataset [15] and on one provided by ourselves. The images are all the same size: 2048 by 1536 pixels. To retrieve seeds, we ask the user to segment the images with an interactive tool: he could draw green seeds for the object of interest and red seeds for the background and if a mistake was made, he could remove seeds with an eraser tool. Each user interaction was recorded in batches of added/removed green/red seeds. The same sets of seeds was used for each tested method.



**Fig. 4.** Three stages in an interactive segmentation session. The red lines represent background seeds, the green lines represent object seeds, and the yellow lines represent the segmentation produced by the current set of seeds.



**Fig. 5.** Computation time of OpenCV (dot-dash blue), DIFT (dotted purple), Higma (dashed orange), NIWS (plain red) and IWS (dashed green) along an interactive segmentation session compared to the number of pixels to be updated (plain black).

In this study, we consider two versions of the proposed method: (i) a non incremental version (denoted IWS) where we first compute the BPT and then, at each user interaction, we completely recompute the WS edges (using only Algorithm 1) and the induced labeling; and (ii) an incremental version (denoted IWS) where at each interaction we update `visitCount` (Algorithms 1 and 2) and the labeling by considering only the added/removed seeds. We also consider two state-of-the-art implementations of seeded WS, namely OpenCV [16, 17] (highly optimized library for image processing) and Higma [18] (generic library for hierarchical

graph analysis) and another incremental method: the Differential Image Foresting Transform (DIFT) [9]. IWS and NIWS have been tested with a C++ implementation available at [https://github.com/lebonq/incremental\\_watershed](https://github.com/lebonq/incremental_watershed). We used a C implementation of DIFT available at <https://github.com/tvspina/ift-demo>.

The results are presented in Figure 5 and in Table 1. We see that the initialization cost (BPT creation) of both NIWS and IWS version of our method is quickly amortized during the segmentation process: IWS and NIWS have a much lower average execution time than other methods. In addition, we can see that the execution time of IWS is proportional to the number of pixels affected by seed updates as expected from the theoretical study. The upper bound is given by the first interaction, which labels all pixels (the first step is therefore equivalent to NIWS), and spikes in computation time occurs during mid- or end-interactions if the user updates seeds in a large CC, resulting in a significant number of pixel changes. Our results also indicate that there is no significant difference in computation time between adding or removing seeds.

## 5. CONCLUSION

We proposed an interactive seeded WS segmentation method that is compliant with an incremental process exploiting the causality within the interactive sessions to achieve remarkable performances significantly improving responsiveness. In future works, we plan to test it on larger images or 3D volumes and to better optimize the splitting algorithm by inferring region size to ensure that the region to label is the smallest.

## 6. REFERENCES

- [1] L. Vincent and P. Soille, "Watersheds in digital spaces: an efficient algorithm based on immersion simulations," *IEEE TPAMI*, vol. 13, no. 6, pp. 583–598, 1991.
- [2] S. Beucher and F. Meyer, "The morphological approach to segmentation: The watershed transformation," *Mathematical Morphology in Image Processing*, vol. Vol. 34, p. 433–481, 01 1993.
- [3] J. Cousty, G. Bertrand, L. Najman, and M. Couprie, "Watershed Cuts: Minimum Spanning Forests and the Drop of Water Principle," *IEEE TPAMI*, vol. 31, pp. 1362–1374, Aug. 2009.
- [4] L. Najman and M. Schmitt, "Geodesic saliency of watershed contours and hierarchical segmentation," *IEEE TPAMI*, vol. 18, no. 12, pp. 1163–1173, 1996.
- [5] F. Meyer, "The watershed concept and its use in segmentation : a brief history," Feb. 2012. arXiv:1202.0216 [cs].
- [6] L. Najman, J. Cousty, and B. Perret, "Playing with Kruskal: algorithms for morphological trees in edge-weighted graphs," in *ISMM*, pp. 135–146, 2013.
- [7] P. Salembier and L. Garrido, "Binary partition tree as an efficient representation for image processing, segmentation, and information retrieval," *TIP*, vol. 9, no. 4, pp. 561–576, 2000.
- [8] A. Falcão, J. Stolfi, and R. de Alencar Lotufo, "The image foresting transform: theory, algorithms, and applications," *IEEE TPAMI*, vol. 26, no. 1, pp. 19–29, 2004.
- [9] A. Falcao and F. Bergo, "Interactive Volume Segmentation With Differential Image Foresting Transforms," *IEEE Transactions on Medical Imaging*, vol. 23, pp. 1100–1108, Sept. 2004.
- [10] N. Passat, B. Naegel, F. Rousseau, M. Koob, and J.-L. Dietemann, "Interactive segmentation based on component-trees," *Pattern Recognition*, vol. 44, no. 10, pp. 2539–2554, 2011. Semi-Supervised Learning for Visual Content Analysis and Understanding.
- [11] E. Carlinet and T. Geraud, "Morphological object picking based on the color tree of shapes," in *2015 IPTA*, (Orleans, France), pp. 125–130, IEEE, Nov. 2015.
- [12] M. Ô. V. Ngoc, E. Carlinet, J. Fabrizio, and T. Géraud, "The dahu graph-cut for interactive segmentation on 2d/3d images," *Pattern Recognition*, vol. 136, pp. 109–207, 2023.
- [13] C. Allène, J.-Y. Audibert, M. Couprie, and R. Keriven, "Some links between extremum spanning forests, watersheds and min-cuts," *Image and Vision Computing*, vol. 28, no. 10, pp. 1460–1471, 2010.
- [14] J. Cousty, L. Najman, and B. Perret, "Constructive links between some morphological hierarchies on edge-weighted graphs," in *ISMM*, pp. 86–97, 2013.
- [15] H. Jegou, M. Douze, and C. Schmid, "Hamming embedding and weak geometric consistency for large scale image search," in *Computer Vision – ECCV 2008* (D. Forsyth, P. Torr, and A. Zisserman, eds.), (Berlin, Heidelberg), pp. 304–317, Springer Berlin Heidelberg, 2008.
- [16] F. Meyer, "Color image segmentation," in *1992 International Conference on Image Processing and its Applications*, pp. 303–306, 1992.
- [17] G. Bradski, "The OpenCV Library," *Dr. Dobb's Journal of Software Tools*, 2000.
- [18] B. Perret, G. Chierchia, J. Cousty, S. F. Guimarães, Y. Kenmochi, and L. Najman, "Higra: Hierarchical Graph Analysis," *SoftwareX*, vol. 10, p. 100335, July 2019.