



HAL
open science

Cobalt-based Heusler alloys for spintronics

C. Guillemard, S. Petit-Watelot, J.-C. Rojas-Sánchez, L. Pasquier, A. M. Bataille, François Bertran, S. Andrieu

► **To cite this version:**

C. Guillemard, S. Petit-Watelot, J.-C. Rojas-Sánchez, L. Pasquier, A. M. Bataille, et al.. Cobalt-based Heusler alloys for spintronics. M-SNOWS 2018 - Magnetic Single Nano-Object Workshop & School, Université de Lorraine, Sep 2018, Nancy, France. hal-04066259

HAL Id: hal-04066259

<https://hal.science/hal-04066259v1>

Submitted on 12 Apr 2023

HAL is a multi-disciplinary open access archive for the deposit and dissemination of scientific research documents, whether they are published or not. The documents may come from teaching and research institutions in France or abroad, or from public or private research centers.

L'archive ouverte pluridisciplinaire **HAL**, est destinée au dépôt et à la diffusion de documents scientifiques de niveau recherche, publiés ou non, émanant des établissements d'enseignement et de recherche français ou étrangers, des laboratoires publics ou privés.

Cobalt-based Heusler alloys for spintronics

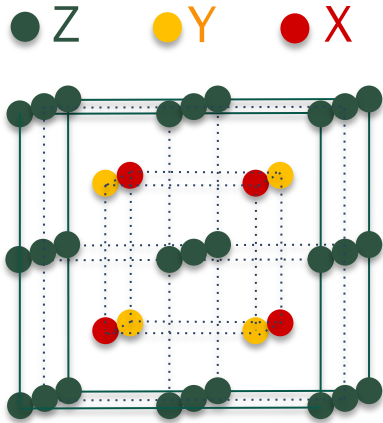
Half-metallicity and ultra-low damping investigation of the Co_2MnX series

*C. GUILLEMARD, C. ROJAS-SANCHEZ, S. PETIT-WATELOT, L. PASQUIER,
A. M. BATAILLE, F. BERTRAN, S. ANDRIEU*

Outline

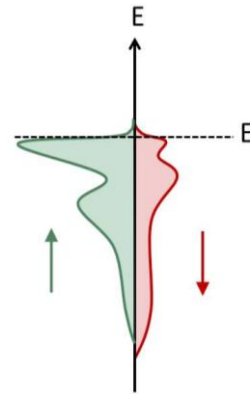
- I. Co_2MnX Heusler alloys & spintronics
- II. *In situ* SR-PES on the Cassiopée beamline
 - Elaboration of Co_2MnX
 - Spin-Resolved Photoemission Spectroscopy
- III. Ferromagnetic resonance
 - Out-of-plane geometry
 - Low magnetic damping results
- IV. Summary

Heusler alloys

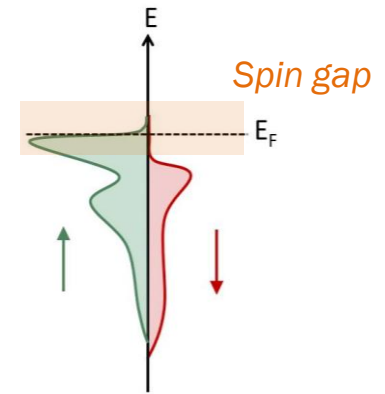


Some are predicted
Half Metal Magnet

R. A. De Groot, *Phys. Rev. Lett.*
50, 1983



Standard
Ferromagnet



Half Metal Magnet
(HMM)

Full Heusler Z_2YX :

Co_2MnSi , Rh_2YbPb ...

$$\eta = \frac{D_{\uparrow}(E_F) - D_{\downarrow}(E_F)}{D_{\uparrow}(E_F) + D_{\downarrow}(E_F)} = 1 \rightarrow 100\% \text{ spin polarization at } E_F$$



$$TMR = \frac{2\eta_1\eta_2}{1 - \eta_1\eta_2} \rightarrow \infty$$

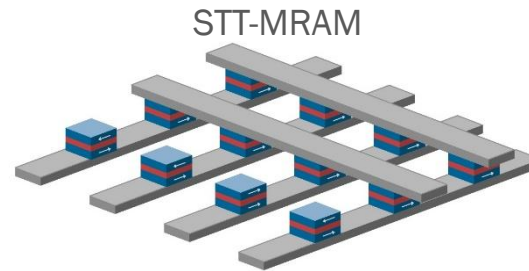
Exp: 1996 %

H. Liu et al, *App. Phys. Lett.* **101**, 2012

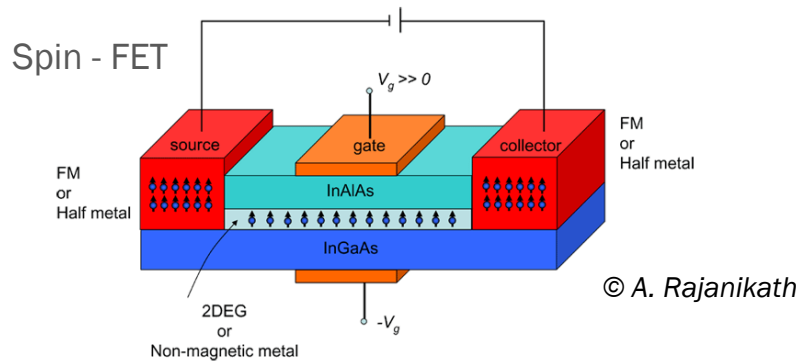
Interest for spintronic devices :

Information storage and processing

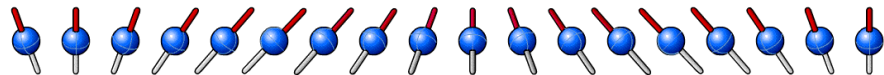
- MRAM
 - ↗ TMR / GMR
 - ↘ J_C (STT)



- STNO
- Spin injection



- **Magnonics :** Long length SW propagation



Motivations

Co₂MnX Heuslers good candidates :

- ✓ Predicted HMM (*ab initio* calc.)
- ✓ Ultra-low damping materials (down to 10⁻⁵)
- ✓ High T_C
- ✓ Lattice parameter close to MgO (tunnel barrier)

Our strategy :

- Elaboration of epitaxial Co₂MnX thin films by MBE
- To confirm the predicted HMM behavior of Heuslers and tune the electronic structure (by switching X_{IV} by X_{III}, X_V etc.)
- Measurement of the Gilbert damping by VNA-FMR
- Link the HMM behavior and damping value

Outline

- I. Co_2MnX Heusler alloys & spintronics
- II. *In situ* SR-PES on the Cassiopée beamline
 - Elaboration of Co_2MnX
 - Spin-Resolved Photoemission Spectroscopy
- III. Ferromagnetic resonance
 - Out-of-plane geometry
 - Low magnetic damping results
- IV. Summary

The Cassiopée Beamline

Mott detection SR-PES

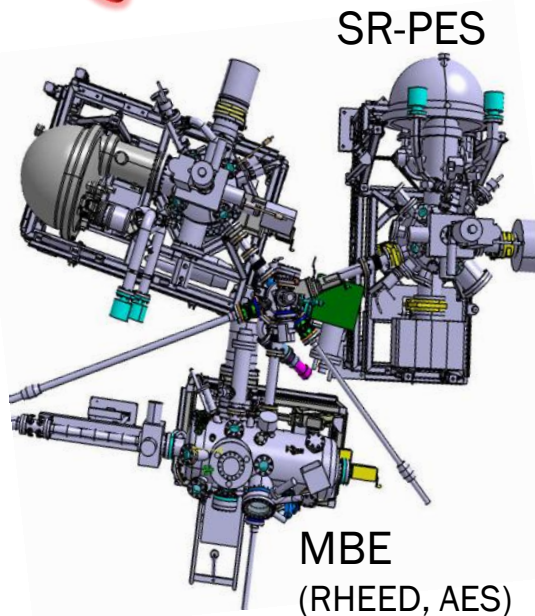


SOLEIL : 2,75 GeV storage ring, Saint Aubin, Fr.

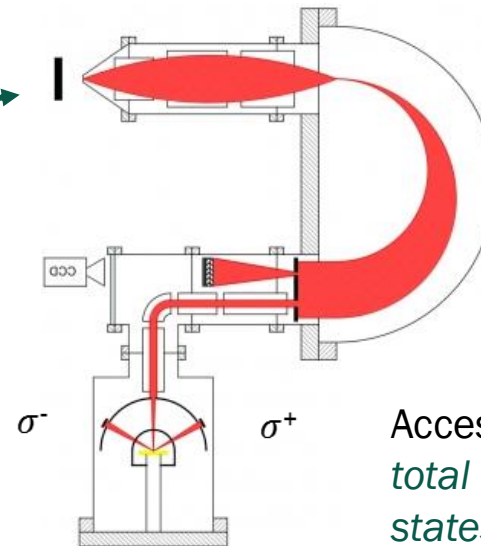
$h\nu$

AR-PES

2 e-guns (5 pockets)
4 effusion cells
=
14 materials in the MBE



Angular aperture of $\pm 8^\circ$

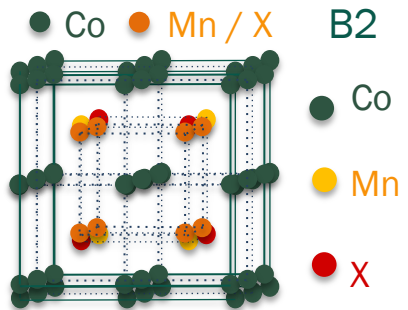
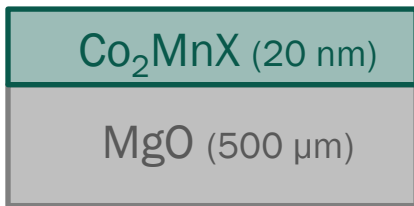


Access to the *total density of states resolved in spin*

MBE growth

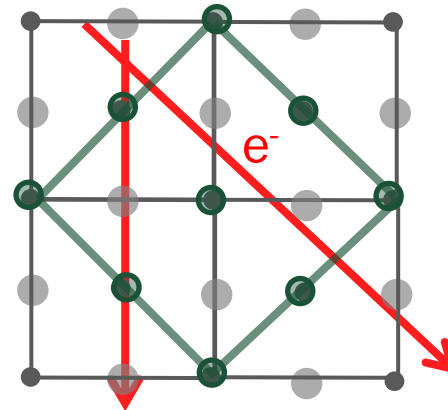
MgO(001) [100] // Co₂MnX(001) [110]

Growth by co-evap.
Controlled by QCM (error : 5%)

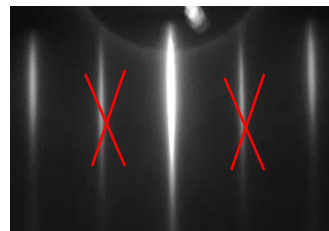


Same space group as MgO
L2₁

$Fm\bar{3}m$




$[110]_{Co_2MnX}$



Typical RHEED patterns

$[100]_{Co_2MnX}$



MBE growth

[110] RHEED patterns


Co_2MnX with $X =$

Al




No half streaks :
Chemical disorder


Si



Ga




Ge



Sn



Sb

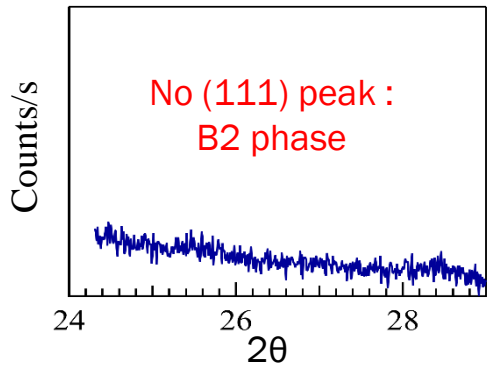


MBE growth

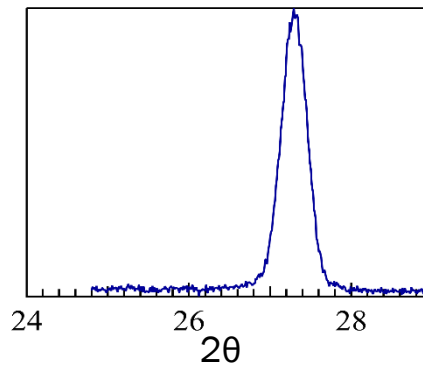
XRD: (111) reflection

$$I_{111} \propto |(f_X - f_{Mn})|^2$$

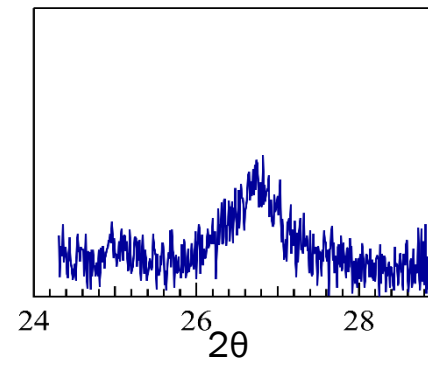
Co₂MnX with X = Al



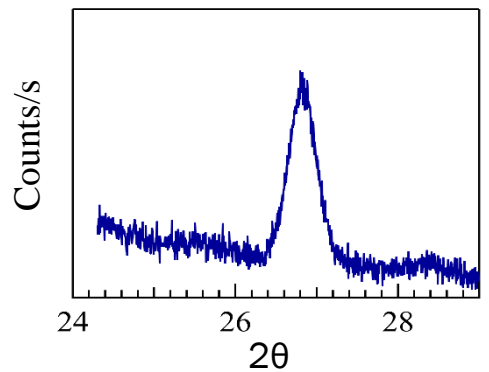
Si ✓



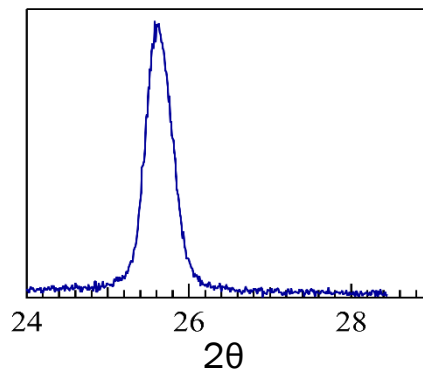
Ga ✓



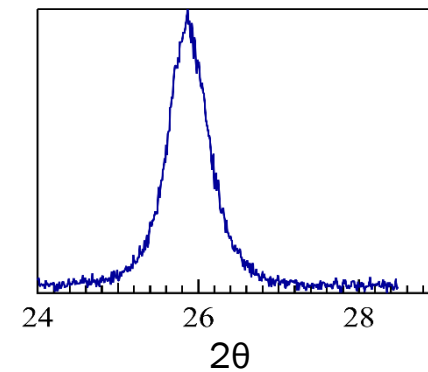
Ge ✓



Sn ✓

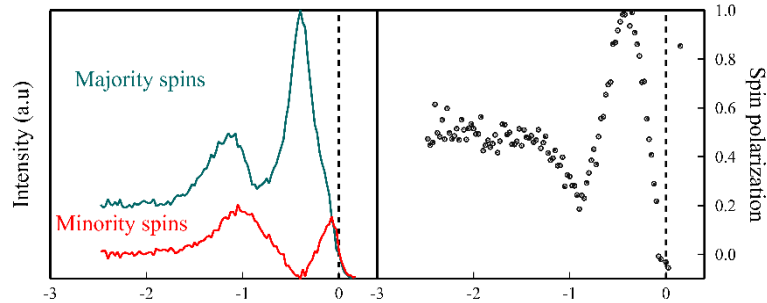


Sb ✓



Spin Resolved Photoemission

Results on $\text{Co}_2\text{MnX}_{\text{IV}}$ ($\text{X}_{\text{IV}} = \text{Si, Ge, Sn}$)

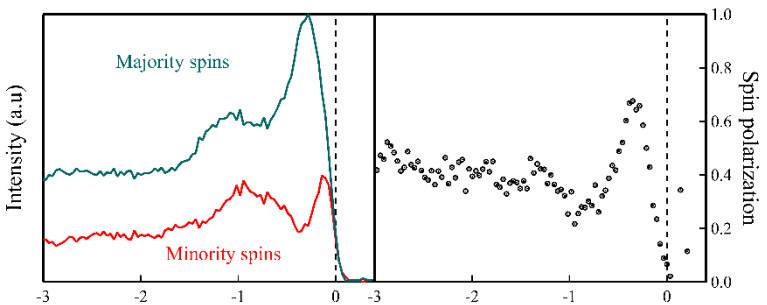


Co_2MnSi

$h\nu = 37 \text{ eV}$

Pol. = 100% below E_F

(S. Andrieu et al. Phys. Rev. B, 2016)

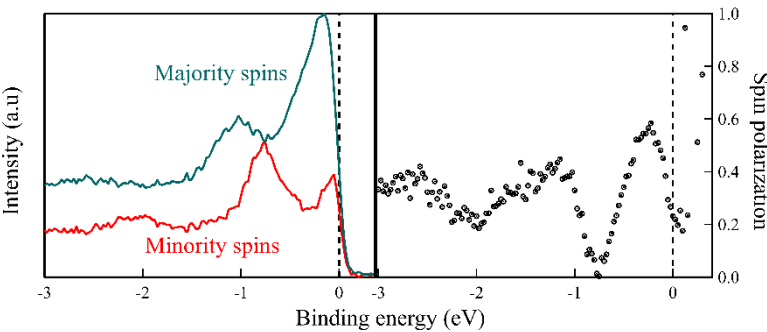


Co_2MnGe

$h\nu = 30 \text{ eV}$

Pol. > 70% below E_F

not yet published



Co_2MnSn

$h\nu = 27 \text{ eV}$

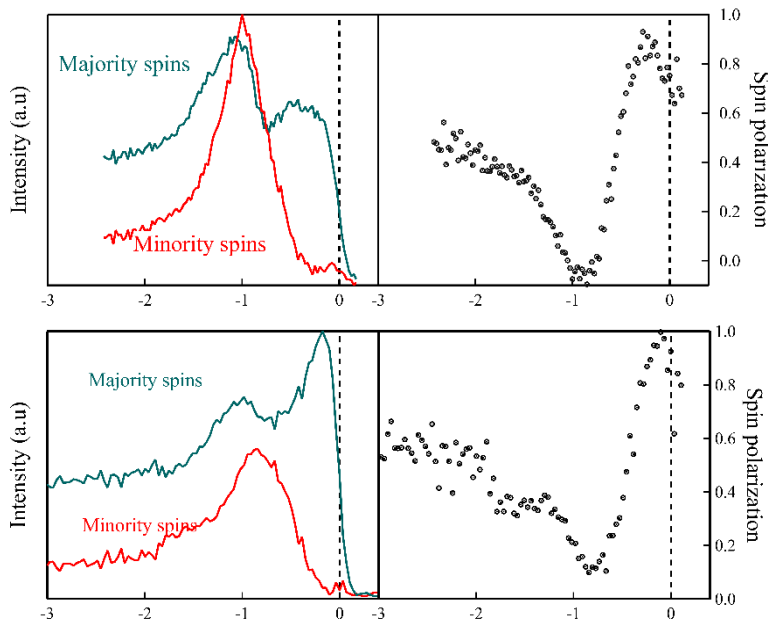
Pol. > 60% below E_F

not yet published

- High spin polarization
- Surface states kill the polarization at E_F

Spin Resolved Photoemission

Results on $\text{Co}_2\text{MnX}_{\text{IV}}$ ($\text{X}_{\text{IV}} = \text{Si, Ge, Sn}$)



Co_2MnSi
Spin gap
 (S. Andrieu et al. Phys. Rev. B, 2016)

$h\nu = 37 \text{ eV}$
 Pol. s

Co_2MnGe
Spin gap
 not yet published

$h\nu = 30 \text{ eV}$
 Pol. s

Measurement next week !

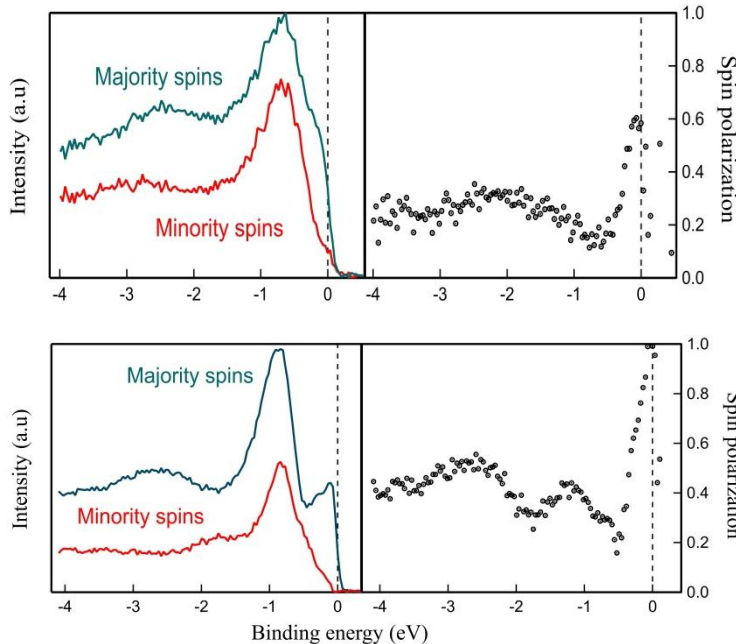
Co_2MnSn

$h\nu = 27 \text{ eV}$
 Pol. s

Spin gap for Co_2MnGe and Co_2MnSi with pol. s

Spin Resolved Photoemission

Results on $\text{Co}_2\text{MnX}_{\text{III}}$ ($\text{X}_{\text{III}} = \text{Al, Ga}$)



Co_2MnAl

60% spin polarization at E_F

$h\nu = 37 \text{ eV}$

Co_2MnGa

100% spin polarization at E_F

$h\nu = 37 \text{ eV}$

not yet published

For the $\text{Co}_2\text{MnX}_{\text{III}}$, the Fermi level slides down since there is one less valence e^-

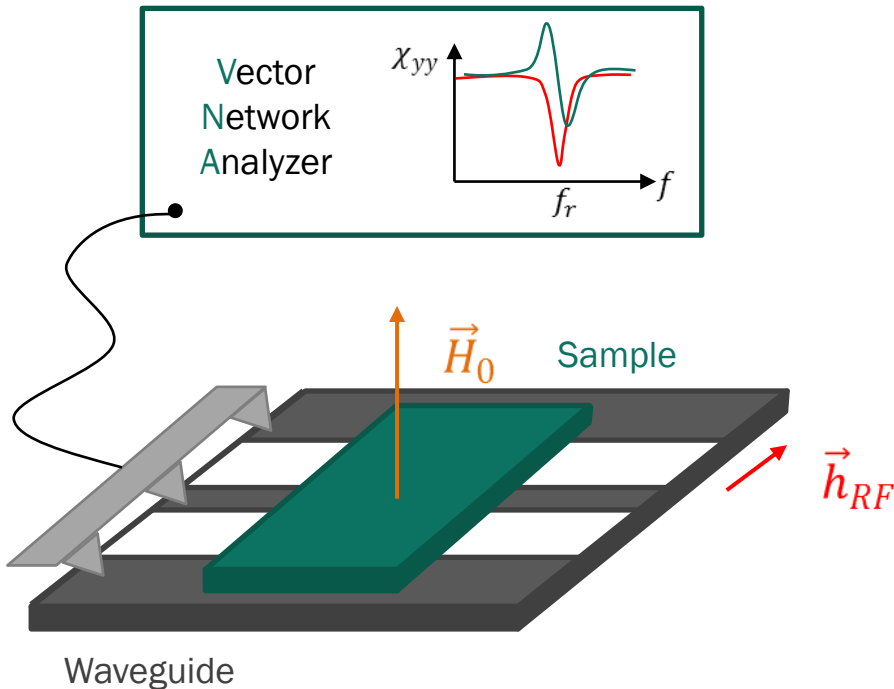
Spin gap at E_F for Co_2MnGa

Outline

- I. Co_2MnX Heusler alloys & spintronics
- II. *In situ* SR-PES on the Cassiopée beamline
 - Elaboration of Co_2MnX
 - Spin-Resolved Photoemission Spectroscopy
- III. Ferromagnetic resonance
 - Out-of-plane geometry
 - Low magnetic damping results
- IV. Summary

Ferromagnetic resonance

Perpendicular magnetic field VNA-FMR



H_0 from 0 to 2.5 T

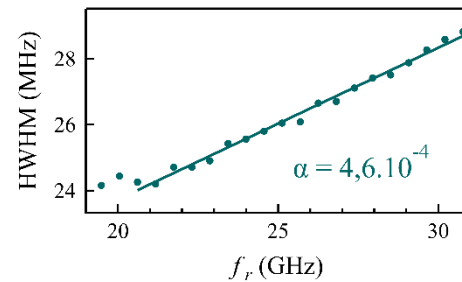
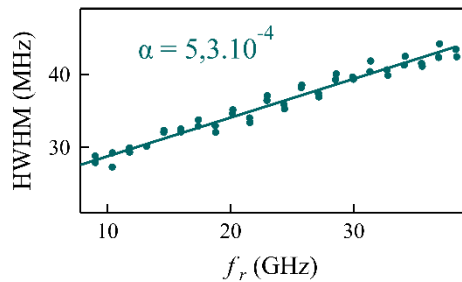
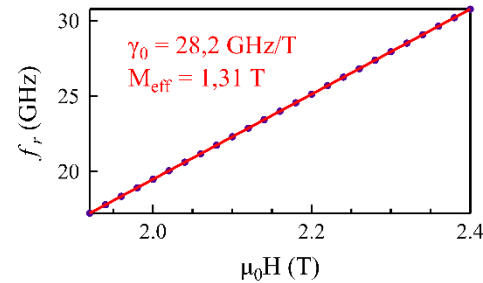
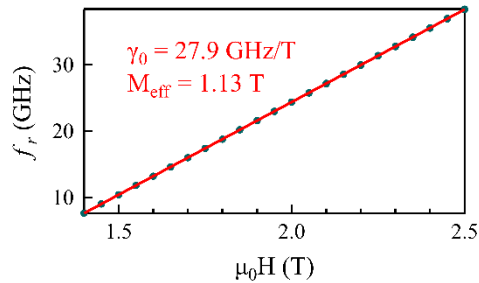
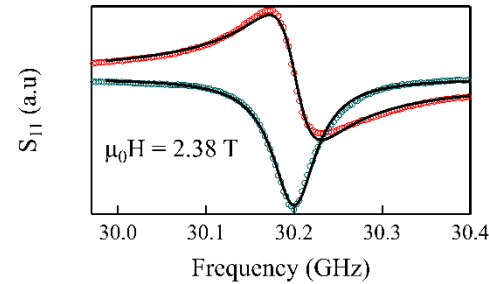
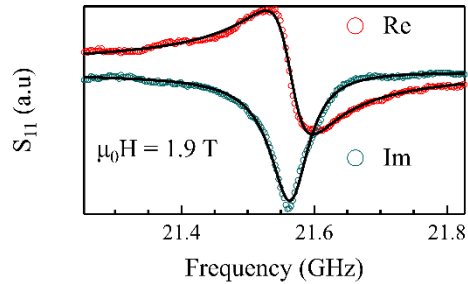
- Kittel law :

$$f_r = \gamma_0 (H_0 - M_{eff})$$
- Gilbert damping given by HWHM

$$\Delta f = 2\alpha f_r$$
- 2-magnons scattering avoided
- No corrections (raw effective values)

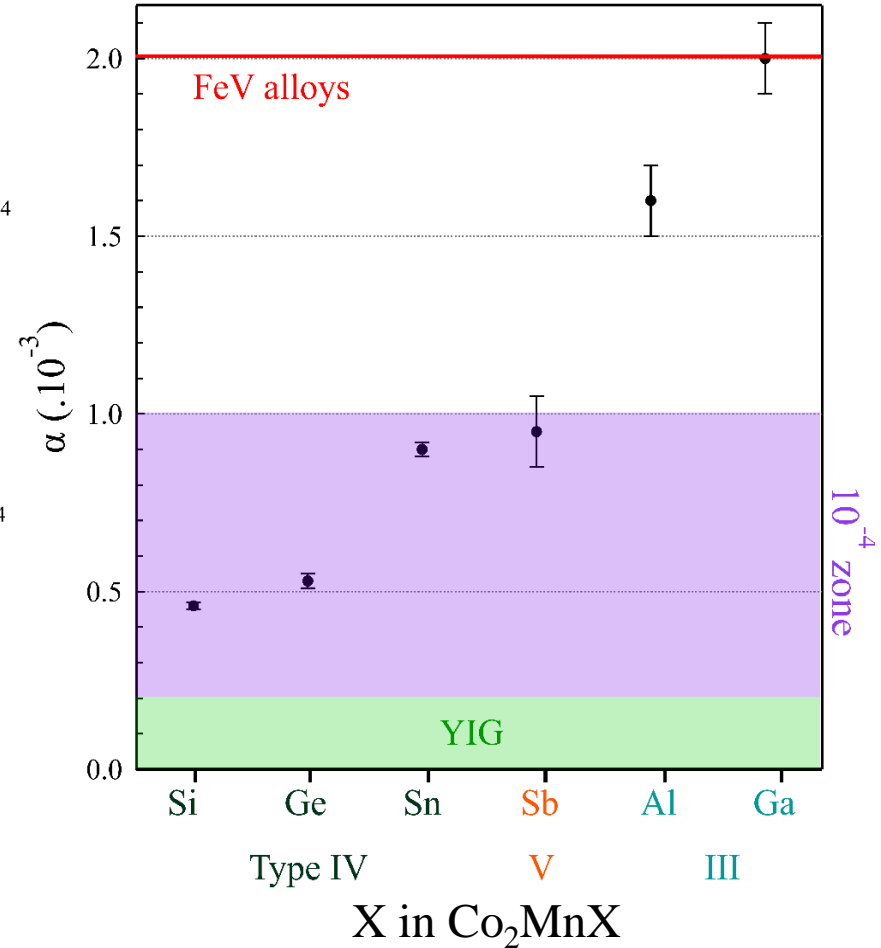
Ferromagnetic resonance

Low magnetic damping on Heuslers



Co_2MnGe

Co_2MnSi



Summary

- Epitaxial Co_2MnX thin films grown by MBE
 - Low chemical order for Co_2MnAl
- High spin polarization for almost all of them
 - HMM confirmed for Co_2MnSi , Ge and Ga!
- Ultra-low magnetic damping also confirmed
 - 4 out of 6 in the 10^{-4} range
- How does the chemical disorder impact the physical properties?
- Link the SR-DOS with the calculated band structures
- Find connections between the magnetic damping and the spin polarization (and the electric conductivity)
- Insertion in devices (MTJ)

Thank you for your attention !



Institut Jean Lamour
101 team

S. Andrieu †
C. Rojas-Sanchez
S. Petit-Watelot
L. Pasquier



Soleil Synchrotron
Cassiopee beamline

F. Bertran †
P. Le Fèvre



Laboratoire Léon
Brillouin

A. M. Bataille †