



HAL
open science

Epitaxial cobalt-based Heusler alloys for spintronic applications: Elaboration, structural and magnetic investigation

C. Guillemard, F. Bertran, A. Bataille, P. Le Fevre, S. Petit-Watelot, J.-C. Rojas-Sánchez, Stéphane Andrieu

► To cite this version:

C. Guillemard, F. Bertran, A. Bataille, P. Le Fevre, S. Petit-Watelot, et al.. Epitaxial cobalt-based Heusler alloys for spintronic applications: Elaboration, structural and magnetic investigation. GP-SPIN: Prospects of future Spintronics 2017, Tohoku University, Oct 2017, Sendai, Japan. hal-04066228

HAL Id: hal-04066228

<https://hal.science/hal-04066228v1>

Submitted on 12 Apr 2023

HAL is a multi-disciplinary open access archive for the deposit and dissemination of scientific research documents, whether they are published or not. The documents may come from teaching and research institutions in France or abroad, or from public or private research centers.

L'archive ouverte pluridisciplinaire **HAL**, est destinée au dépôt et à la diffusion de documents scientifiques de niveau recherche, publiés ou non, émanant des établissements d'enseignement et de recherche français ou étrangers, des laboratoires publics ou privés.

Cobalt-based Heusler alloys for spintronic devices

Half-metallicity and ultra-low damping investigation

*C. GUILLEMARD, C. ROJAS-SANCHEZ, S. PETIT-WATELOT, A. M. BATAILLE, F.
BERTRAN, S. ANDRIEU*

Outline

I. Co_2MnX Heusler alloys & spintronics

II. *In situ* SR-PES on the Cassiopée beamline

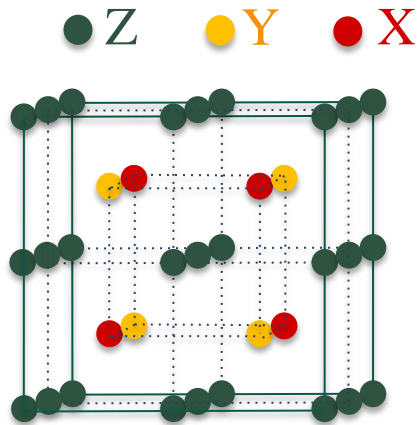
- Elaboration of Co_2MnX
- Spin-Resolved Photoemission Spectroscopy

III. Ferromagnetic resonance

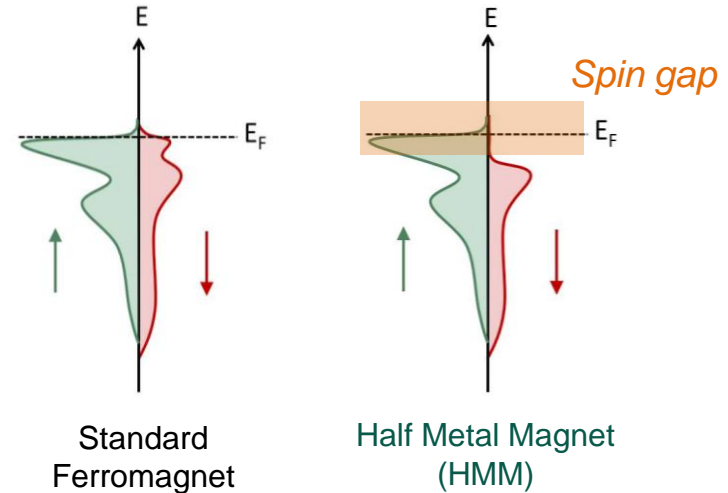
- Out-of-plane geometry
- Low magnetic damping results

IV. Summary

Heusler alloys



Some are predicted Half Metal Magnet [1]



Full Heusler Z_2YX :

Co_2MnSi , Pd_2PbU ...

$$\frac{D_{\uparrow}(E_F) - D_{\downarrow}(E_F)}{D_{\uparrow}(E_F) + D_{\downarrow}(E_F)} = 1 \rightarrow 100\% \text{ spin polarization at } E_F$$



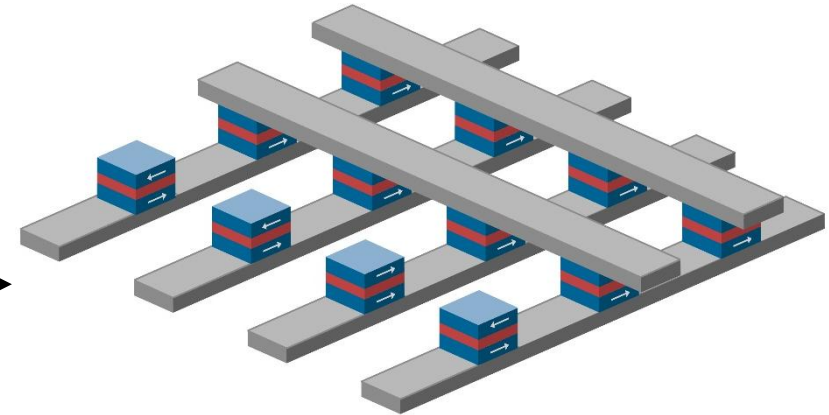
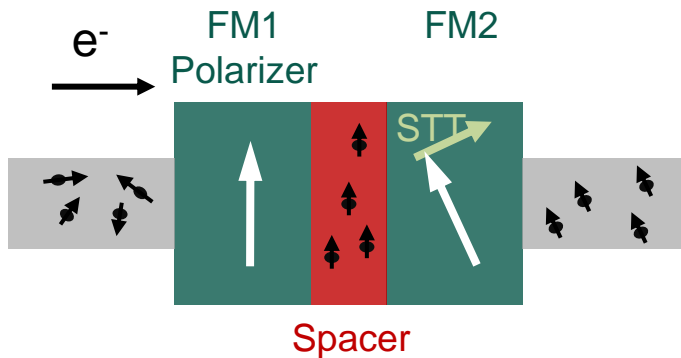
$$TMR = \frac{R_{ap} - R_p}{R_p} \rightarrow \infty$$

[1] R. A. De Groot, *Phys. Rev. Lett.* 50, 1983

Exp. 1996 %
H. Liu *et al*, *App. Phys. Lett.* 101, 2012

Interest for spintronic devices :

Spin transfer torque (STT) and STT – MRAM :



Switching magnetization of the free layer using a spin polarized current.

[Slonczewski, JMMM, 1996]

$$J_c = \frac{2e\alpha M_S V}{\hbar\eta} (M_S + H_k)$$

α = magnetic damping
 η = spin polarization rate

Spin Transfer Torque - RAM

- ✓ High bit density
- ✓ Fast switching
- ✓ Non-volatile memory

The switching current density is very high ($\sim 7 \cdot 10^8$ A/m²)

[S. Mangin et al, App. Phys. Lett. 94, 2009]

Motivations

Co₂MnX Heuslers good candidates for STT-MRAM :

- ✓ Predicted HMM (*ab initio* calc.)
- ✓ Ultra-low damping materials (down to 10⁻⁵)
- ✓ Appreciable T_C & M_S
- ✓ Lattice parameter close to MgO (tunnel barrier)
- ✓ (Perpendicular magnetic anisotropy ??)

$$J_c = \frac{2e\alpha M_S V}{\hbar\eta} (M_S + H_k)$$

Our strategy :

- Elaboration of epitaxial Co₂MnX thin films by MBE
- Measurement of the Gilbert damping by VNA-FMR
- To confirm the predicted HMM behavior of Heuslers and tune the electronic structure (by switching X_{IV} by X_{III}, X_V etc.)
- Link the HMM behavior and damping value

Outline

- I. Co_2MnX Heusler alloys & spintronics
- II. *In situ* SR-PES on the Cassiopée beamline
 - Elaboration of Co_2MnX
 - Spin-Resolved Photoemission Spectroscopy
- III. Ferromagnetic resonance
 - Out-of-plane geometry
 - Low magnetic damping results
- IV. Summary



The Cassiopée Beamline

Mott detection SR-PES



SOLEIL : 2,75 GeV storage ring, Saint Aubin, Fr.

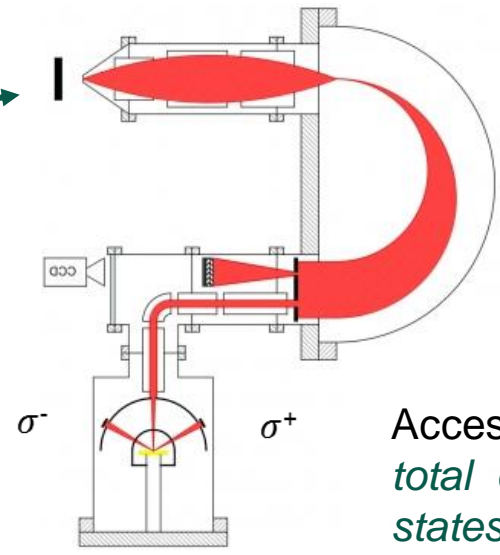
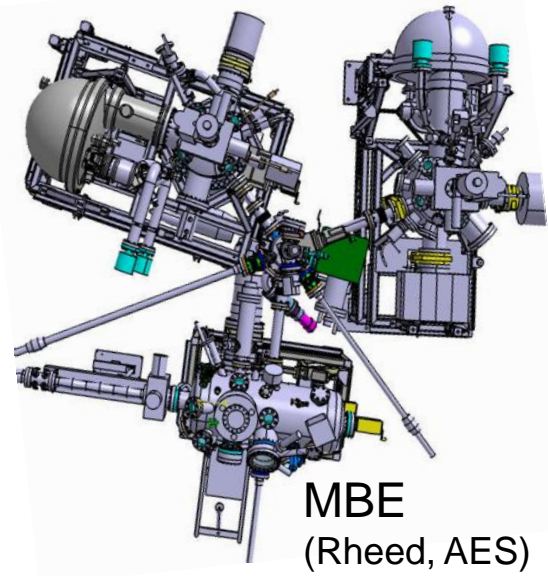
$h\nu$

AR-PES

SR-PES

Angular aperture of $\pm 8^\circ$

2 e-guns (5 pockets)
4 effusion cells
=
14 materials in the MBE

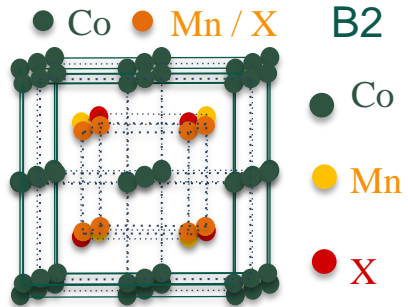
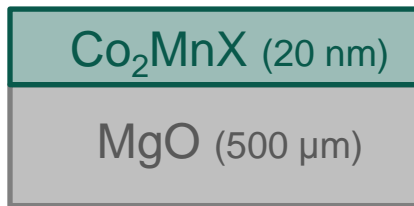


Access to the *total density of states resolved in spin*

MBE growth

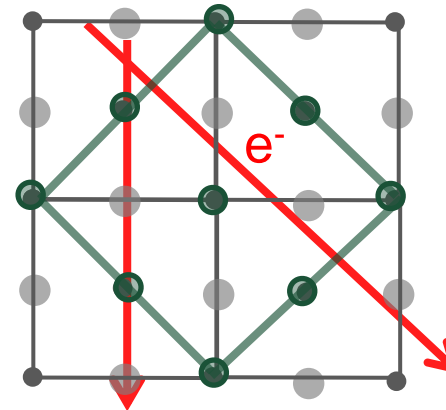
MgO(001) [100] // Co₂MnX(001) [110]

Growth by co-evap.
Controlled by QCM (error : 5%)




Same space group as MgO
L2₁

$Fm\bar{3}m$




[110]_{Co₂MnX}



Typical RHEED patterns

[100]_{Co₂MnX}




MBE growth


The [110] RHEED patterns

Co₂MnX with X =

Si



Sn




Al




Low chemical order


Ge



Ga



Sb



Growth along (111)
2 Hex. domains

MBE growth

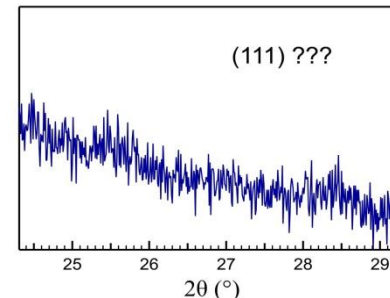
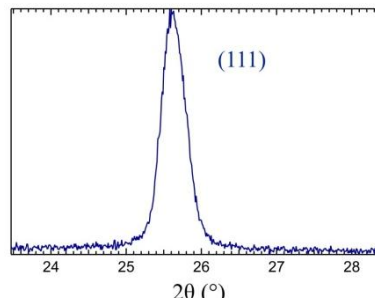
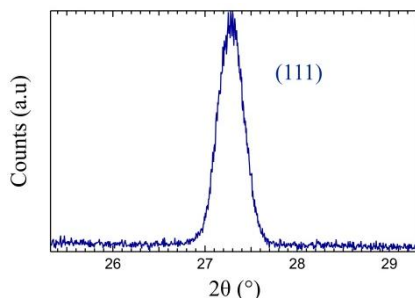
XRD : the (111) asymmetric peak

Co₂MnX with X =

Si

Sn

Al



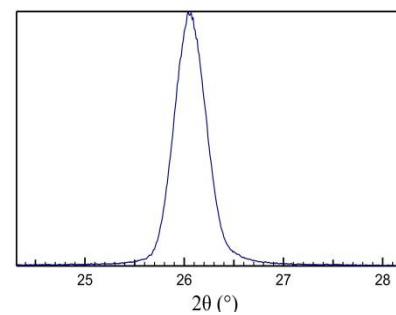
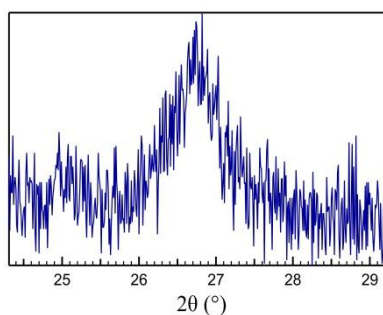
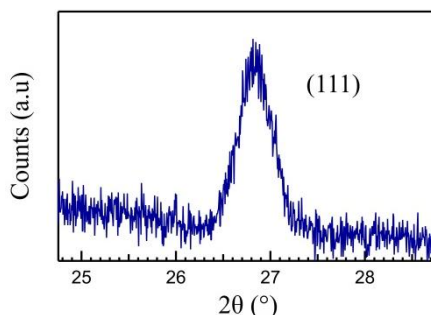
Low chemical order

θ-2θ configuration

Ge

Ga

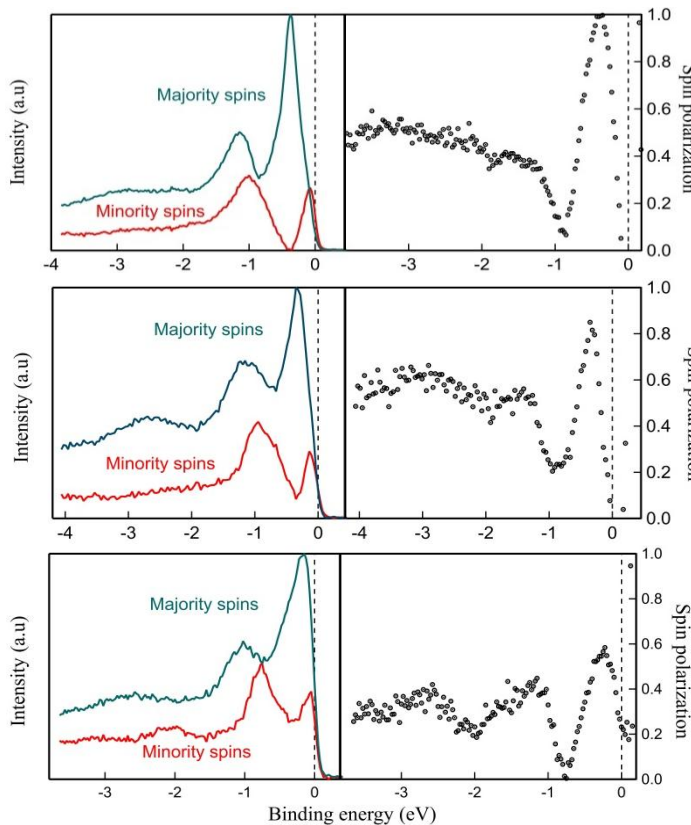
Sb



Growth along (111)
2 Hex. domains

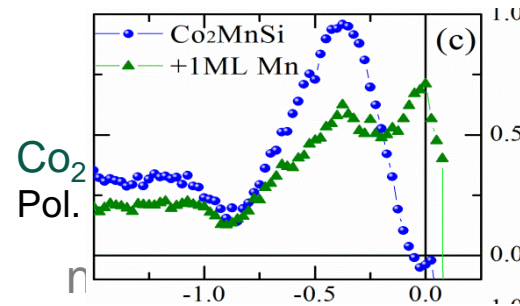
Spin Resolved Photoemission

Results on $\text{Co}_2\text{MnX}_{\text{IV}}$ ($\text{X}_{\text{IV}} = \text{Si, Ge, Sn}$)



Co_2MnSi
 Pol. = 100% just below E_F
 (*S. Andrieu et al. Phys. Rev. B, 2016*)

$h\nu = 37 \text{ eV}$



$h\nu = 37 \text{ eV}$

Co_2MnSn
 Pol. = 60% just below E_F
 not yet published

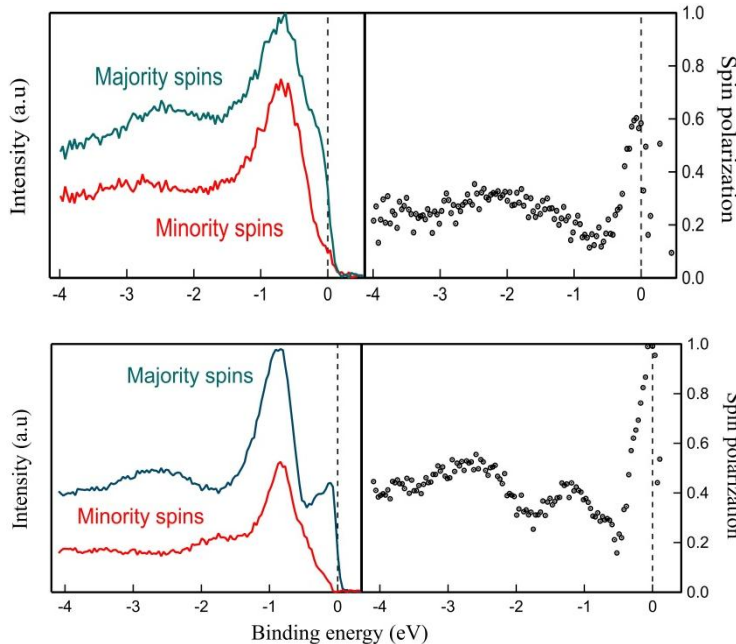
$h\nu = 27 \text{ eV}$

High spin polarization for $\text{Co}_2\text{MnX}_{\text{IV}}$
 Polarization at E_F decreases because of a surface resonant state which disappears with Mn on top

But there is a spin gap below E_F

Spin Resolved Photoemission

Results on $\text{Co}_2\text{MnX}_{\text{III}}$ ($\text{X}_{\text{III}} = \text{Al, Ga}$)



Co_2MnAl

60% spin polarization at E_F

$h\nu = 37 \text{ eV}$

Co_2MnGa

100% spin polarization at E_F

$h\nu = 37 \text{ eV}$

not yet published

For the $\text{Co}_2\text{MnX}_{\text{III}}$, the Fermi level slides down since there is one less valence e^-

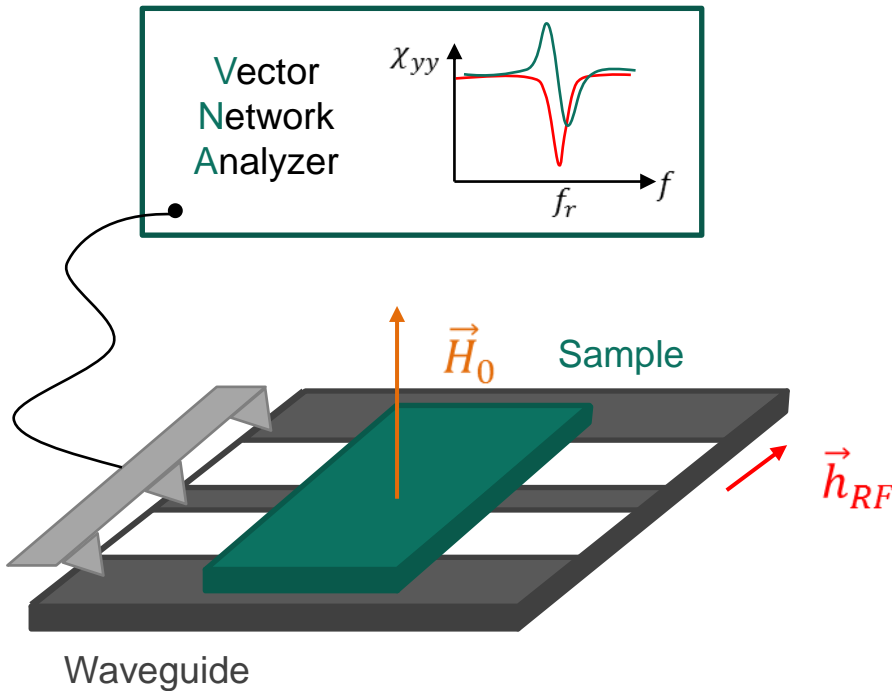
Spin gap at E_F for Co_2MnGa

Outline

- I. Co_2MnX Heusler alloys & spintronics
- II. *In situ* SR-PES on the Cassiopée beamline
 - Elaboration of Co_2MnX
 - Spin-Resolved Photoemission Spectroscopy
- III. Ferromagnetic resonance
 - Out-of-plane geometry
 - Low magnetic damping results
- IV. Summary

Ferromagnetic resonance

Perpendicular magnetic field VNA-FMR



H_0 from 0 to 2,5 T

In the perpendicular geometry, Kittel law is linear :

$$f_r = \gamma_0(H_0 - M_S)$$

Gilbert damping given by HWHM vs f_r

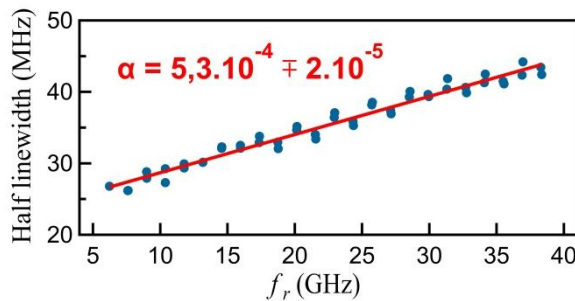
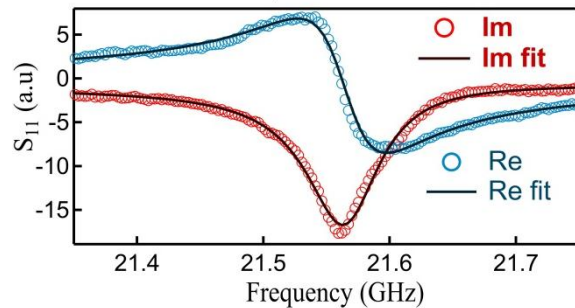
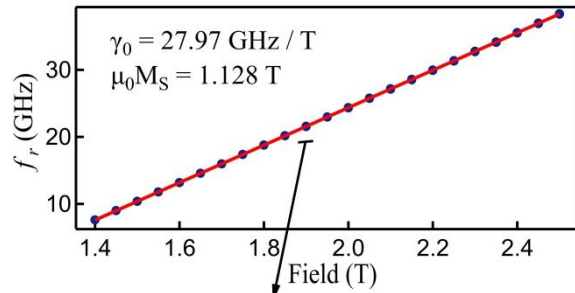
$$\Delta f = 2\alpha f_r$$

\vec{H}_0 : out-of-plane static magnetic field

\vec{h}_{RF} : in-plane RF magnetic field

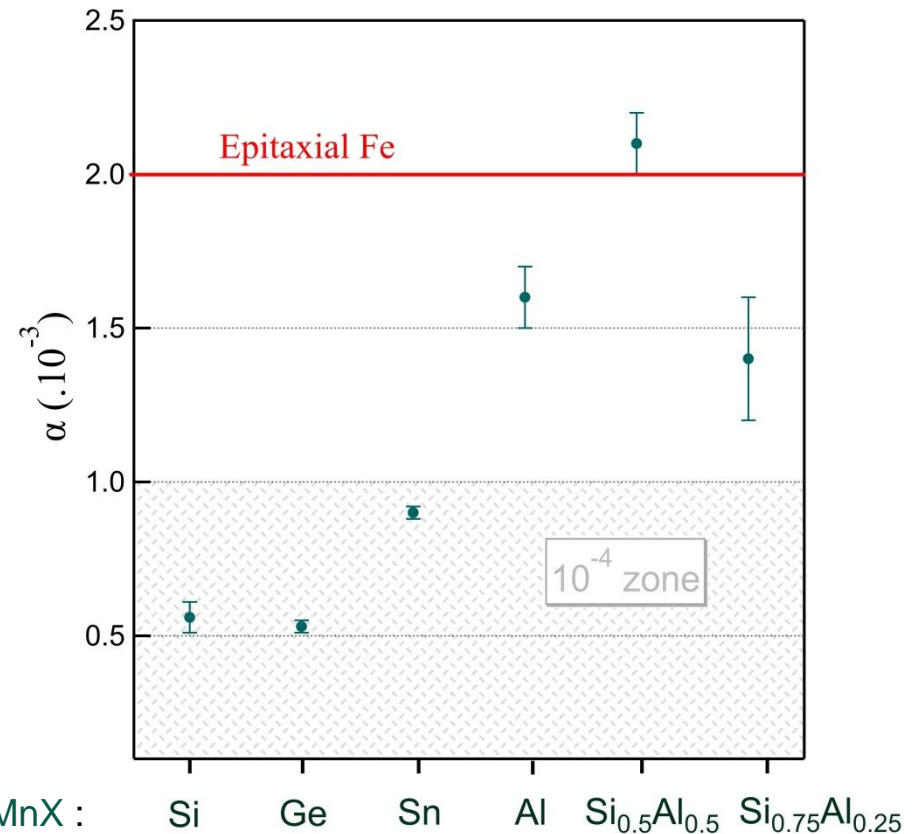
Ferromagnetic resonance

Low magnetic damping on Heuslers



Co₂MnGe

not yet published



→ Ga and Sb measurement in progress

Summary

- Epitaxial Co_2MnX thin films can be grown by MBE
 - Why low chemical order for Co_2MnAl or (111) growth for Co_2MnSb ?
- High spin polarization for almost all of them
 - HMM confirmed for Co_2MnSi and Co_2MnGa !
- Ultra-low magnetic damping also confirmed
 - In the 10^{-4} range for $\text{Co}_2\text{MnX}_{\text{IV}}$
- How does the chemical disorder impact the physical properties ?
- Link the SR-DOS with the calculated band structures
- Find connections between the magnetic damping and the spin polarization (and the electric conductivity)

Thank you for your attention !



Institut Jean Lamour

Institut Jean Lamour
101 team

S. Andrieu †
C. Rojas-Sanchez
S. Petit-Watelot



Soleil Synchrotron
Cassiopee beamline

F. Bertran †
P. Le Fèvre



Laboratoire Léon
Brillouin

A. M. Bataille †