



HAL
open science

A Light-Ray Approach to Fractional Fourier Optics

Éric Fogret, Pierre Pellat-Finet

► **To cite this version:**

Éric Fogret, Pierre Pellat-Finet. A Light-Ray Approach to Fractional Fourier Optics. 2023. hal-04063779

HAL Id: hal-04063779

<https://hal.science/hal-04063779>

Preprint submitted on 10 Apr 2023

HAL is a multi-disciplinary open access archive for the deposit and dissemination of scientific research documents, whether they are published or not. The documents may come from teaching and research institutions in France or abroad, or from public or private research centers.

L'archive ouverte pluridisciplinaire **HAL**, est destinée au dépôt et à la diffusion de documents scientifiques de niveau recherche, publiés ou non, émanant des établissements d'enseignement et de recherche français ou étrangers, des laboratoires publics ou privés.

Public Domain

A Light-Ray Approach to Fractional Fourier Optics

Éric Fogret and Pierre Pellat-Finet

Univ Bretagne Sud, CNRS UMR 6205, LMBA, F-56000 Vannes, France

Abstract. A light ray in space is characterized by two vectors: (i) a transverse spatial-vector associated with the point where the ray intersects a given spherical cap; (ii) an angular-frequency vector which defines the ray direction of propagation. Given a light ray propagating from a spherical emitter to a spherical receiver, a linear equation is established that links its representative vectors on the emitter and on the receiver. The link is expressed by means of a matrix which is not homogeneous, since it involves both spatial and angular variables (having distinct physical dimensions). Indeed, the matrix becomes a homogeneous rotation-matrix after scaling the previous variables with appropriate dimensional coefficients. When applied to diffraction, in the framework of a scalar theory, the scaling operation results directly in introducing fractional-order Fourier transformations as mathematical expressions of Fresnel diffraction phenomena. Linking angular-frequency vectors and spatial frequencies results in an interpretation of the notion of a spherical angular-spectrum. Accordance of both inhomogeneous and homogeneous ray-matrices with Huygens-Fresnel principle is examined. The proposed ray-matrix representation of diffraction is also applied to coherent imaging through a lens.

Keywords: Coherent imaging, Diffraction, Fractional-order Fourier transformation, Huygens-Fresnel principle, Ray matrices, Spherical angular-spectrum.

Content

1. Introduction	1
2. Space and angular variables and their transfers	2
3. Rotations in the reduced phase-space	7
4. Link with diffraction and fractional Fourier optics.....	9
5. Link with the spherical angular-spectrum	11
6. Accordance with the Huygens–Fresnel principle	13
7. Coherent imaging.....	14
8. Conclusion	19
Appendix A. Proof of Eq. (46).....	19
Appendix B. Proof of Eq. (65)	21
Appendix C. An alternative proof of the conjugation of curvature centers	22
Appendix D. Checking $a_{21} = 0$	23
Appendix E. An alternative proof of the radius magnification law	24
Appendix F. Homogeneous imaging-matrix	24
References	26

1 Introduction

The link between fractional-order Fourier transformations and Fresnel diffraction has been the subject of many articles since 1993 [1–4]. More generally, fractional-order Fourier transformations have been associated with various propagation issues in optics [5–7]. Those works fall into a

Laboratoire de Mathématiques de Bretagne Atlantique, UMR CNRS 6205,
Université de Bretagne Sud, CS 60573, 56017 Vannes, France.
eric.fogret@univ-ubs.fr, pierre.pellat-finet@univ-ubs.fr

subclass of Fourier optics, which we call fractional Fourier optics [4,6]. Among the various methods of fractional Fourier optics, some use matrix representations of light propagation (ABCD matrices) for diffraction as well as for imaging through lenses [8]. They deal with ray vectors and square matrices, which are inhomogeneous matrices in the sense that they involve spatial variables as well as angular ones (matrix elements have distinct physical dimensions).

A way of introducing fractional-order Fourier transformations in optics is through Wigner distributions associated with optical fields, which are phase-space representations including both field amplitudes and their spectra (Fourier transforms) [9]. In such a case, the temptation is high to describe the effect of propagation or imaging as a geometrical isometry, e.g. a rotation. It should be clear that this may be done only on a homogeneous space, that is, after having defined an appropriate dimensional scaling of spatial and angular variables, so that reduced variables are dimensionless or have a common physical dimension [10].

In the present article we use ray vectors and matrices and look for conditions to transform them into homogeneous vectors and matrices. Since we are trying to represent diffraction phenomena, we shall consider coherent fields, and according to a scalar theory of diffraction, quadratic-phase factors have to be taken into account; the ray-matrix method we introduce is adapted to spherical emitters and receivers, a way of managing with those quadratic-phase factors [4].

We shall show that looking for transfer ray-matrices being rotation matrices directly leads us to represent Fresnel diffraction phenomena by fractional-order Fourier transformations, in accordance with previous works [4]. We shall then interpret how the proposed ray-matrix method is in accordance with the Huygens-Fresnel principle.

The notion of a spherical angular-spectrum [11,12] has been introduced as a generalization of the usual “planar” angular-spectrum [13]. We shall show that a spherical angular-spectrum can be simply interpreted in terms of the proposed ray-matrix theory. We shall eventually apply ray matrices to geometrical coherent imaging.

2 Space and angular variables and their transfers

According to a scalar theory of diffraction, the transfer of the optical-field amplitude from a usually plane emitter to a receiver at a given distance involves quadratic phase factors [4,13]. These factors can be handled by using spherical emitters or receivers, that is, spherical caps on which field amplitudes are defined [4,14,15]. We begin by adapting to spherical caps a light-ray representation that is currently used in paraxial geometrical optics, in which a light ray is represented by a transverse vector and by the angle made by the ray with the optical axis. Since emitters and receivers are spherical caps, calculi will be developed up to second order in function of transverse and angular variables.

2.1 Angular frequency and light-ray representation

Let \mathcal{A} be a spherical cap, whose vertex is Ω and center of curvature is C (Fig. 1). The radius of curvature of \mathcal{A} is $R_A = \overline{\Omega C}$ (an algebraic measure). Let P be a point on \mathcal{A} and let p be the orthogonal projection of P on the plane \mathcal{P} tangent to \mathcal{A} at Ω . We choose Cartesian coordinates x, y on \mathcal{P} , so that p is perfectly defined by the two-dimensional vector $\mathbf{Sp} = \mathbf{r} = (x_p, y_p)$.

Numbers x_p and y_p are the coordinates of p , and we say that \mathbf{r} is the spatial variable associated with p . Given \mathcal{A} , coordinates x_p and y_p can also be used as coordinates of P on the sphere; in the following, indices will be dropped. (The former analysis holds true because the spherical cap \mathcal{A} is less than half a sphere. In fact in the following, \mathcal{A} will be close enough to \mathcal{P} so that second-order approximations are legitimate.)

Let z be the axis along light propagation and let $\mathbf{e}_x, \mathbf{e}_y$ and \mathbf{e}_z be unit vectors along x, y and z , forming a direct basis ($\mathbf{e}_x \times \mathbf{e}_y = \mathbf{e}_z$). Let \mathbf{e}_n be the unit vector, normal to \mathcal{A} at P , so that the Euclidean scalar product $\mathbf{e}_n \cdot \mathbf{e}_z$ is positive. We introduce the following unit vectors

$$\mathbf{e}_\xi = \frac{\mathbf{e}_y \times \mathbf{e}_n}{\|\mathbf{e}_y \times \mathbf{e}_n\|}, \quad \mathbf{e}_\eta = \frac{\mathbf{e}_n \times \mathbf{e}_x}{\|\mathbf{e}_n \times \mathbf{e}_x\|}, \quad (1)$$

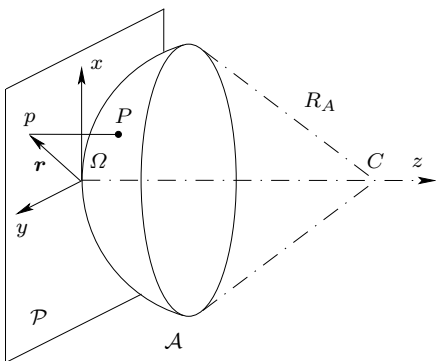


Figure 1: Coordinates on a spherical cap \mathcal{A} . A point P on \mathcal{A} is defined by the coordinates x, y of p on the plane \mathcal{P} , tangent to \mathcal{A} at its vertex Ω .

such that $\mathbf{e}_\xi, \mathbf{e}_\eta, \mathbf{e}_n$ form a direct basis ($\mathbf{e}_\xi \times \mathbf{e}_\eta = \mathbf{e}_n$). We remark that \mathbf{e}_ξ and \mathbf{e}_η lie in the plane \mathcal{T} , tangent to \mathcal{A} at P (Fig. 2 a).

Let us consider a light ray passing through P and let \mathbf{e}_u be the unit vector along the direction of propagation of the ray (Fig. 2 b). We define the direction cosines of \mathbf{e}_u with respect to $\mathbf{e}_\xi, \mathbf{e}_\eta$ and \mathbf{e}_n by

$$\xi = \cos \theta_\xi, \quad \eta = \cos \theta_\eta, \quad \zeta = \cos \theta_n, \quad (2)$$

where θ_ξ is the angle between \mathbf{e}_ξ and \mathbf{e}_u , etc. (Fig. 2 b). Since \mathbf{e}_u is a unit vector, we have $\xi^2 + \eta^2 + \zeta^2 = 1$, so that \mathbf{e}_u is perfectly defined by ξ and η (because we impose $\zeta > 0$, for waves propagating along positive z).

We call angular-frequency vector the two-dimensional vector Φ defined by

$$\Phi = (\xi, \eta). \quad (3)$$

The vector Φ is the projection of \mathbf{e}_u on the plane tangent to \mathcal{A} at P (Fig. 3). It is an element of \mathbb{R}^2 and has no physical dimension.

A light ray coming from \mathcal{A} is perfectly defined by the ordered pair (\mathbf{r}, Φ) , so that we shall say “the ray (\mathbf{r}, Φ) ”.

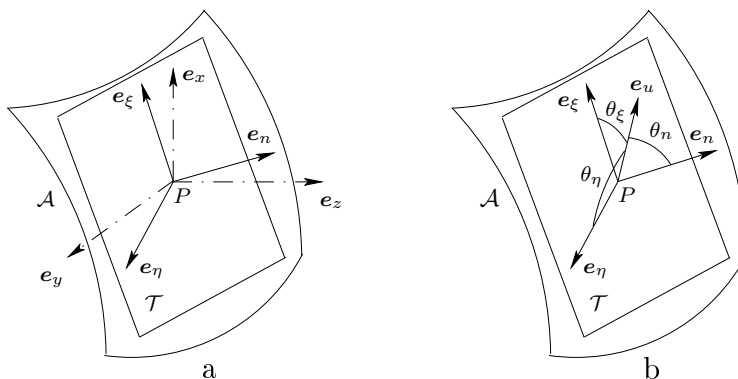


Figure 2: (a) Definition of a direct basis at point P ; (b) Direction cosines of a unit vector \mathbf{e}_u .

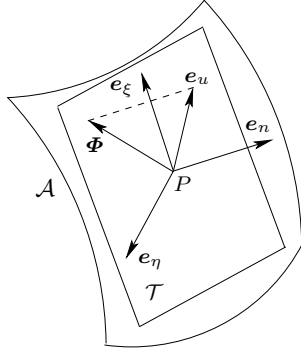


Figure 3: Given a ray along the unit vector e_u , the corresponding angular-frequency vector Φ is the projection of e_u on the plane tangent to \mathcal{A} at P .

2.2 Ray transfer

Let \mathcal{B} be a spherical receiver at a distance D from \mathcal{A} ($D = \overline{\Omega\Omega'}$, where Ω' is the vertex of \mathcal{B}). The radius of curvature of \mathcal{B} is R_B . A ray (\mathbf{r}, Φ) issued from P on \mathcal{A} intersects \mathcal{B} at P' , where the ray is defined by (\mathbf{r}', Φ') ; our first task is to find the link between (\mathbf{r}, Φ) and (\mathbf{r}', Φ') , that is, between (x, y, ξ, η) and (x', y', ξ', η') .

We are looking for relations of the form $x' = x'(x, y, \xi, \eta)$ (x' is a function of x, y, ξ and η), $\xi' = \xi'(x, y, \xi, \eta)$ etc. and restrict ourselves to second-order approximations with respect to transverse variables: we neglect terms whose orders are greater than or equal to 3. For example x' is written as

$$x' = a_0 + a_1x + b_1y + c_1\xi + d_1\eta + a_2x^2 + b_2y^2 + e_2xy + c_2\xi^2 + d_2\eta^2 + f_2\xi\eta + g_2x\xi + h_2x\eta + k_2y\xi + m_2y\eta. \quad (4)$$

Now we remark that if we rotate \mathcal{A} and \mathcal{B} (Fig. 4) by an angle π around the z axis, we change \mathbf{r} into its opposite $-\mathbf{r}$, and the same for Φ, \mathbf{r}' and Φ' . Thus x, y, ξ and η are changed into their opposites, as well as x' . Consequently a_0 and the second-order terms in Eq. (4) must vanish so that, within a second-order approximation, x' is a linear function of x, y, ξ and η , that is,

$$x' = a_1x + b_1y + c_1\xi + d_1\eta. \quad (5)$$

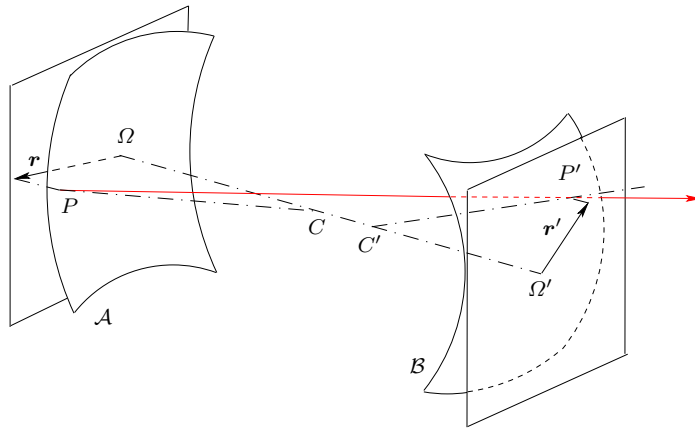


Figure 4: Elements for ray transfer from P (on the emitter \mathcal{A}) to P' (on the receiver \mathcal{B}).

The same can be done with y' , ξ' and η' , so that the relation between (\mathbf{r}, Φ) and (\mathbf{r}', Φ') is linear. We adopt a matrix form and write

$$\begin{pmatrix} x' \\ y' \\ \xi' \\ \eta' \end{pmatrix} = \begin{pmatrix} a_{11} & a_{12} & a_{13} & a_{14} \\ a_{21} & a_{22} & a_{23} & a_{24} \\ a_{31} & a_{32} & a_{33} & a_{34} \\ a_{41} & a_{42} & a_{43} & a_{44} \end{pmatrix} \begin{pmatrix} x \\ y \\ \xi \\ \eta \end{pmatrix}. \quad (6)$$

The coefficients a_{ij} can be determined by examining special cases, as follows.

- i– We first assume that $\mathbf{r} = 0$ (Fig. 5). Then $\mathbf{r}' = D\Phi$ (second-order approximation in ξ and η), that is $(x', y') = (D\xi, D\eta)$, and we conclude by $a_{13} = a_{24} = D$, and $a_{14} = a_{23} = 0$.
- ii– We then assume that \mathbf{e}_u is in the x - z plane (Fig. 5): $\mathbf{e}_u = u_x \mathbf{e}_x + u_z \mathbf{e}_z$, with $u_x^2 + u_z^2 = 1$. For $\mathbf{r} = 0$, we have $(\mathbf{e}_\xi, \mathbf{e}_\eta, \mathbf{e}_n) = (\mathbf{e}_x, \mathbf{e}_y, \mathbf{e}_z)$, so that

$$\Phi = (u_x, 0). \quad (7)$$

We introduce the angle θ' (Fig. 5) and we obtain

$$\mathbf{e}_{\xi'} = \mathbf{e}_x \cos \theta' - \mathbf{e}_z \sin \theta', \quad \mathbf{e}_{\eta'} = \mathbf{e}_y, \quad \mathbf{e}_n = \mathbf{e}_x \sin \theta' + \mathbf{e}_z \cos \theta', \quad (8)$$

and

$$\Phi' = (u_x \cos \theta' - u_z \sin \theta', 0). \quad (9)$$

In the limits of a second-order approximation, we have

$$\sin \theta' = -\frac{Du_x}{R_B}, \quad \cos \theta' = 1 - \frac{D^2 u_x^2}{2R_B^2}, \quad (10)$$

and then

$$u_x \cos \theta' - u_z \sin \theta' = \frac{D + R_B}{R_B} u_x, \quad (11)$$

so that

$$(\xi', 0) = \Phi' = \frac{D + R_B}{R_B} \Phi = \frac{D + R_B}{R_B} (\xi, 0). \quad (12)$$

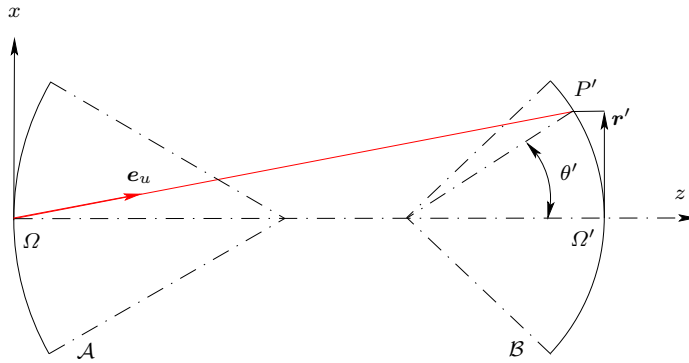


Figure 5: A ray corresponding to $\mathbf{r} = 0$. The distance from \mathcal{A} to \mathcal{B} is taken from vertex to vertex: $D = \overline{\Omega\Omega'}$.

We conclude by $a_{34} = 0$, and

$$a_{33} = \frac{D + R_B}{R_B}. \quad (13)$$

The same reasoning in the y - z plane leads to $a_{43} = 0$, and

$$a_{44} = \frac{D + R_B}{R_B}. \quad (14)$$

iii– We now assume $\mathbf{r} \neq 0$ and $\Phi = 0$. Figure 6 shows that

$$(x', y') = \mathbf{r}' = \frac{R_A - D}{R_A} \mathbf{r} = \frac{R_A - D}{R_A} (x, y), \quad (15)$$

and we conclude by $a_{12} = a_{21} = 0$, and

$$a_{11} = a_{22} = \frac{R_A - D}{R_A}. \quad (16)$$

iv– Finally, by choosing \mathbf{e}_u in the x - z plane, we have $\mathbf{u} = u_x \mathbf{e}_x + u_z \mathbf{e}_z$ and we introduce θ' (Fig. 6) so that

$$\sin \theta' = -\frac{r'}{R_B}, \quad \cos \theta' = 1 - \frac{r'^2}{2R_B^2}. \quad (17)$$

We have

$$\Phi' = (u_x \cos \theta' - u_z \sin \theta', 0). \quad (18)$$

We also have $u_x = r/R_A$, so that

$$u_x \cos \theta' - u_z \sin \theta' = \frac{r}{R_A} + \frac{R_A - D}{R_B} r = -\frac{D - R_A + R_B}{R_A R_B} r, \quad (19)$$

and

$$(\xi', 0) = \Phi' = -\frac{D - R_A + R_B}{R_A R_B} \mathbf{r} = \frac{R_A - R_B - D}{R_A R_B} (x, 0). \quad (20)$$

We conclude by $a_{32} = 0$, and

$$a_{31} = \frac{R_A - R_B - D}{R_A R_B}. \quad (21)$$

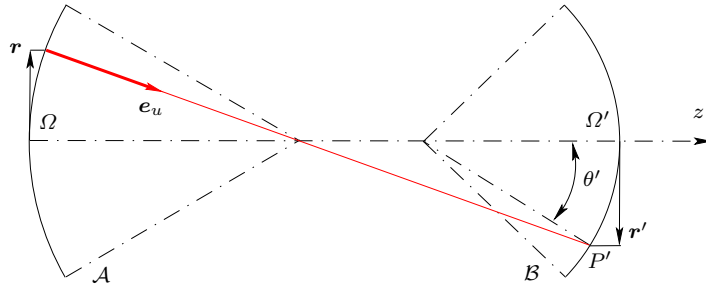


Figure 6: A ray corresponding to $\Phi = 0$: the unit vector \mathbf{e}_u is orthogonal to \mathcal{A} .

The same reasoning in the y - z leads to $a_{41} = 0$, and

$$a_{42} = \frac{R_A - R_B - D}{R_A R_B}. \quad (22)$$

All the a_{ij} 's have been determined.

In conclusion, Eq. (6) is explicitly written

$$\begin{pmatrix} x' \\ y' \\ \xi' \\ \eta' \end{pmatrix} = \begin{pmatrix} \frac{R_A - D}{R_A} & 0 & D & 0 \\ 0 & \frac{R_A - D}{R_A} & 0 & D \\ \frac{R_A - R_B - D}{R_A R_B} & 0 & \frac{D + R_B}{R_B} & 0 \\ 0 & \frac{R_A - R_B - D}{R_A R_B} & 0 & \frac{D + R_B}{R_B} \end{pmatrix} \begin{pmatrix} x \\ y \\ \xi \\ \eta \end{pmatrix}. \quad (23)$$

With ${}^t(\mathbf{r}, \Phi) = {}^t(x, y, \xi, \eta)$, a more concise form of Eq. (23) is

$$\begin{pmatrix} \mathbf{r}' \\ \Phi' \end{pmatrix} = \begin{pmatrix} \frac{R_A - D}{R_A} & D \\ \frac{R_A - R_B - D}{R_A R_B} & \frac{D + R_B}{R_B} \end{pmatrix} \begin{pmatrix} \mathbf{r} \\ \Phi \end{pmatrix}, \quad (24)$$

Eventually we point out that Eqs. (23) and (24) hold for skew rays as well as for meridional rays.

3 Rotations in a reduced phase-space

3.1 Defining reduced variables and an angle of rotation

The previous matrices—Eqs. (23) and (24)—are not homogeneous, because \mathbf{r} and \mathbf{r}' are spatial vectors (their components are homogeneous to lengths) while Φ and Φ' are physically dimensionless. We would like to express Eq. (24) as

$$\begin{pmatrix} \boldsymbol{\rho}' \\ \phi' \end{pmatrix} = \begin{pmatrix} \cos \alpha & \sin \alpha \\ -\sin \alpha & \cos \alpha \end{pmatrix} \begin{pmatrix} \boldsymbol{\rho} \\ \phi \end{pmatrix}, \quad (25)$$

where $\boldsymbol{\rho}$, ϕ , $\boldsymbol{\rho}'$ and ϕ' are reduced variables that are dimensionless (from a physical point of view) and which replace \mathbf{r} , Φ , \mathbf{r}' and Φ' . (Mathematically, they are two-dimensional vectors, elements of \mathbb{R}^2 .)

The square matrix in Eq. (25) is a rotation matrix of angle $-\alpha$. We choose a rotation angle equal to $-\alpha$ to match α with the forthcoming fractional parameter α associated with a diffraction phenomenon. The value of the fractional parameter (α or $-\alpha$) is related to the definition of two-dimensional fractional-order Fourier transformations, according to Eq. (48).

To express the matrix in Eq. (24) as that in Eq. (25), we set $\boldsymbol{\rho} = A\mathbf{r}$, $\boldsymbol{\rho}' = A'\mathbf{r}'$, $\phi = B\Phi$ and $\phi' = B'\Phi'$, where A , A' , B and B' are positive real numbers. We should have then

$$\frac{A}{A'} \cos \alpha = \frac{R_A - D}{R_A}, \quad (26)$$

$$\frac{A}{B'} \sin \alpha = -\frac{R_A - R_B - D}{R_A R_B}, \quad (27)$$

$$\frac{B}{A'} \sin \alpha = D, \quad (28)$$

$$\frac{B}{B'} \cos \alpha = \frac{D + R_B}{R_B}. \quad (29)$$

Before calculating A , A' , B and B' , we define α . Thus we introduce

$$J = \frac{(R_A - D)(D + R_B)}{D(D - R_A + R_B)}, \quad (30)$$

and assume $J \geq 0$, so that we can choose α , with $-\pi < \alpha < \pi$, such that

$$\cot^2 \alpha = \frac{(R_A - D)(D + R_B)}{D(D - R_A + R_B)} = J. \quad (31)$$

(If $J < 0$, the parameter α becomes a complex number [4, 16, 17].)

To complete the definition of α , we note that according to Eq. (28), the sign of α should be that of D , and according to Eqs. (26) and (28), the sign of $\cot \alpha$ should be the sign of $(R_A - D)DR_A$. Thus, in addition to Eq. (31) we choose $\alpha \in]-\pi, \pi[$, with $\alpha D \geq 0$ and

$$\frac{R_A D}{R_A - D} \cot \alpha \geq 0. \quad (32)$$

On the other hand, we note that according to Eqs. (28) and (29) the sign of $\cot \alpha$ should also be the sign of $(R_B + D)DR_B$. To avoid inconsistency between Eqs. (26–29) and the previous definition of α , we have to prove that $(R_A - D)DR_A$ and $(R_B + D)DR_B$ have the same sign. Actually, this is a consequence of the assumption $J \geq 0$. For a proof, we start with the identity $D(D - R_A - R_B) = R_A R_B - (R_A - D)(D + R_B)$, and deduce, for $J \geq 0$,

$$\frac{R_A R_B}{(R_A - D)(D + R_B)} = 1 + \frac{1}{J} \geq 1. \quad (33)$$

We then obtain

$$\frac{R_A R_B D^2}{(R_A - D)(D + R_B)} \geq 0, \quad (34)$$

and we conclude that $R_A D(R_A - D)$ and $R_B D(D + R_B)$ have the same sign. The definition of α is consistent with Eqs. (26–29).

Now, it should be clear that A , A' , B and B' are defined up to a multiplicative factor. To make the link with diffraction, we shall impose

$$\boldsymbol{\rho} \cdot \boldsymbol{\phi} = \frac{1}{\lambda} \mathbf{r} \cdot \boldsymbol{\Phi}, \quad (35)$$

and

$$\boldsymbol{\rho}' \cdot \boldsymbol{\phi}' = \frac{1}{\lambda} \mathbf{r}' \cdot \boldsymbol{\Phi}'. \quad (36)$$

Eventually, from Eqs. (26–29), we obtain

$$A^4 = \frac{1}{\lambda^2 R_A^2} \frac{(R_A - D)(D - R_A + R_B)}{D(D + R_B)}, \quad (37)$$

$$B^4 = \frac{R_A^2}{\lambda^2} \frac{D(D + R_B)}{(R_A - D)(D - R_A + R_B)}, \quad (38)$$

$$A'^4 = \frac{1}{\lambda^2 R_B^2} \frac{(D + R_B)(D - R_A + R_B)}{D(R_A - D)}, \quad (39)$$

$$B'^4 = \frac{R_B^2}{\lambda^2} \frac{D(R_A - D)}{(D + R_B)(D - R_A + R_B)}. \quad (40)$$

3.2 Interpreting rotations in the reduced phase-space

We remark that Eq. (23) can also be written

$$\begin{pmatrix} x' \\ \xi' \\ y' \\ \eta' \end{pmatrix} = \begin{pmatrix} \frac{R_A - D}{R_A} & D & 0 & 0 \\ \frac{R_A - R_B - D}{R_A R_B} & \frac{D + R_B}{R_B} & 0 & 0 \\ 0 & 0 & \frac{R_A - D}{R_A} & D \\ 0 & 0 & \frac{R_A - R_B - D}{R_A R_B} & \frac{D + R_B}{R_B} \end{pmatrix} \begin{pmatrix} x \\ \xi \\ y \\ \eta \end{pmatrix}. \quad (41)$$

or equivalently, with reduced variables,

$$\begin{pmatrix} \rho'_x \\ \phi'_x \\ \rho'_y \\ \phi'_y \end{pmatrix} = \begin{pmatrix} \cos \alpha & \sin \alpha & 0 & 0 \\ -\sin \alpha & \cos \alpha & 0 & 0 \\ 0 & 0 & \cos \alpha & \sin \alpha \\ 0 & 0 & -\sin \alpha & \cos \alpha \end{pmatrix} \begin{pmatrix} \rho_x \\ \phi_x \\ \rho_y \\ \phi_y \end{pmatrix}, \quad (42)$$

where $\boldsymbol{\rho} = (\rho_x, \rho_y)$ and $\boldsymbol{\phi} = (\phi_x, \phi_y)$.

Equation (42) shows that in the reduced phase-space the transfer from ray $(\mathbf{r}, \boldsymbol{\Phi})$ to ray $(\mathbf{r}', \boldsymbol{\Phi}')$ is represented by a 4-dimensional rotation that splits into two rotations of angle $-\alpha$, each rotation operating in a 2-dimensional subspace of the reduced phase-space [10]. From a physical point of view, matrices in Eq. (42) are dimensionless.

4 Link with diffraction and fractional Fourier optics

4.1 General transfer by diffraction (Fresnel phenomenon)

According to a scalar theory of diffraction, the field transfer from \mathcal{A} to \mathcal{B} is expressed as [3, 4, 14, 15]

$$U_B(\mathbf{r}') = \frac{i}{\lambda D} \exp \left[-\frac{i\pi}{\lambda} \left(\frac{1}{R_B} + \frac{1}{D} \right) r'^2 \right] \times \int_{\mathbb{R}^2} \exp \left[-\frac{i\pi}{\lambda} \left(\frac{1}{D} - \frac{1}{R_A} \right) r^2 \right] \exp \left(\frac{2i\pi}{\lambda D} \mathbf{r}' \cdot \mathbf{r} \right) U_A(\mathbf{r}) d\mathbf{r}, \quad (43)$$

where U_A is the field amplitude on \mathcal{A} , U_B the field amplitude on \mathcal{B} , and $d\mathbf{r} = dx dy$. (A phase factor equal to $\exp(-2i\pi D/\lambda)$ has been omitted.)

We replace \mathbf{r} and \mathbf{r}' by reduced variables $\boldsymbol{\rho}$ and $\boldsymbol{\rho}'$, as defined in Sect. 3.1, and we use reduced field amplitudes defined by

$$V_A(\boldsymbol{\rho}) = \sqrt{\left| \frac{R_A D}{R_A - D} \right|} U_A \left(\frac{\boldsymbol{\rho}}{A} \right), \quad (44)$$

$$V_B(\boldsymbol{\rho}') = \sqrt{\left| \frac{R_B D}{R_B + D} \right|} U_B \left(\frac{\boldsymbol{\rho}'}{A'} \right). \quad (45)$$

Then Eq. (43) becomes (the proof is given in Appendix A)

$$V_B(\boldsymbol{\rho}') = \frac{i}{\sin \alpha} \exp(-i\pi \rho'^2 \cot \alpha) \int_{\mathbb{R}^2} \exp(-i\pi \rho^2 \cot \alpha) \exp \left(\frac{2i\pi}{\sin \alpha} \boldsymbol{\rho}' \cdot \boldsymbol{\rho} \right) V_A(\boldsymbol{\rho}) d\boldsymbol{\rho}, \quad (46)$$

that is

$$V_B(\boldsymbol{\rho}') = e^{i\alpha} \mathcal{F}_\alpha[V_A](\boldsymbol{\rho}'), \quad (47)$$

where \mathcal{F}_α denotes the fractional Fourier transformation of order α , defined, for a two-dimensional function f , by [18,19]

$$\mathcal{F}_\alpha[f](\boldsymbol{\rho}) = \frac{ie^{-i\alpha}}{\sin \alpha} \exp(-i\pi\rho'^2 \cot \alpha) \int_{\mathbb{R}^2} \exp(-i\pi\rho^2 \cot \alpha) \exp\left(\frac{2i\pi}{\sin \alpha} \boldsymbol{\rho}' \cdot \boldsymbol{\rho}\right) f(\boldsymbol{\rho}) d\boldsymbol{\rho}. \quad (48)$$

Equation (47) is usually deduced in the framework of fractional Fourier optics [3,4], by choosing appropriate reduced variables and reduced field amplitudes. Reduced variables have been introduced here with the help of ray-matrices by looking for homogeneous matrices. In other words, the basic equation that expresses diffraction in the framework of fractional Fourier optics has been established from the analysis of ray transfers from an emitter to a receiver and considering homogenous ray-matrices.

Equation (43) generally corresponds to a Fresnel-diffraction phenomenon [2–4]. Fraunhofer diffraction constitutes a special case and is the subject of the next section.

4.2 Fraunhofer diffraction

Fraunhofer diffraction [4] occurs when $R_A = D = -R_B$ (Fig. 7). Then Eq. (43) takes the form

$$U_B(\mathbf{r}') = \frac{i}{\lambda D} \int_{\mathbb{R}^2} \exp\left(\frac{2i\pi}{\lambda D} \mathbf{r}' \cdot \mathbf{r}\right) U_A(\mathbf{r}) d\mathbf{r}, \quad (49)$$

and involves a (standard) Fourier transform, that is

$$U_B(\mathbf{r}') = \frac{i}{\lambda D} \widehat{U}_A\left(\frac{\mathbf{r}'}{\lambda D}\right). \quad (50)$$

The spherical cap \mathcal{B} is called the Fourier sphere of \mathcal{A} and will be denoted \mathcal{F} . Spherical caps \mathcal{A} and \mathcal{F} are (symmetrical) confocal spheres: the vertex of the one is the curvature center of the other ($R_F = -R_A$). We write

$$U_F(\mathbf{r}') = \frac{i}{\lambda D} \widehat{U}_A\left(\frac{\mathbf{r}'}{\lambda D}\right) = \frac{i}{\lambda R_A} \widehat{U}_A\left(\frac{\mathbf{r}'}{\lambda R_A}\right). \quad (51)$$

If \tilde{f} denotes the function defined by $\tilde{f}(\mathbf{r}) = f(-\mathbf{r})$, from Eq. (51) we deduce (\mathbf{F} is a spatial frequency)

$$\widehat{U}_F(\mathbf{F}) = i\lambda R_A \widehat{\widehat{U}}_A(\lambda R_A \mathbf{F}) = i\lambda R_A \widetilde{U}_A(-\lambda R_A \mathbf{F}), \quad (52)$$

and then

$$U_A(\mathbf{r}) = \frac{i}{\lambda R_F} \widehat{U}_F\left(\frac{\mathbf{r}}{\lambda R_F}\right), \quad (53)$$

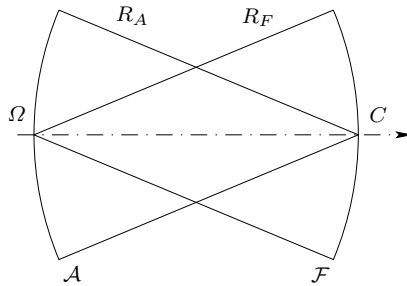


Figure 7: Fraunhofer diffraction. The spherical cap \mathcal{F} is the Fourier sphere of \mathcal{A} : its radius R_F is $R_F = \overline{C\Omega} = -R_A$.

which shows that \mathcal{A} is the Fourier sphere of \mathcal{F} (reciprocity property of Fourier spheres).

According to Eq. (31) we have $\cot \alpha = 0$, and for positive D we obtain $\alpha = \pi/2$: Equation (47) involves a (standard) Fourier transformation, as expected. To deal with reduced variables, we proceed as follows. We consider first that $R_A = -R_F \neq -D$ ($R_F = R_B$), so that according to Eqs. (37) and (39) we have

$$A^4 = \frac{2R_A - D}{\lambda^2 R_A^2 D}, \quad A'^4 = \frac{2R_A - D}{\lambda^2 R_F^2 D}. \quad (54)$$

When D tends to R_A we obtain then that $\boldsymbol{\rho}$ tends to $\boldsymbol{r}/\sqrt{\lambda R_A}$ and $\boldsymbol{\rho}'$ tends to $\boldsymbol{r}'/\sqrt{\lambda R_A}$. Hence reduced variables are perfectly defined.

Thus, for $D > 0$, Fraunhofer diffraction is described by a rotation of angle $-\alpha = -\pi/2$. If $D < 0$, we obtain $\alpha = -\pi/2$; we have thus a virtual Fraunhofer diffraction, described by a rotation of angle $-\alpha = \pi/2$.

5 Link with the spherical angular-spectrum

5.1 The notion of spherical angular-spectrum

The notion of a spherical angular-spectrum is a generalization of the planar angular spectrum to spherical caps [11, 12]. We shall provide an interpretation of the spherical angular-spectrum by linking it with the previous analysis

We begin by associating a light ray and a point on an emitter with a spatial frequency. Let \mathcal{A} be a spherical emitter (or receiver) on which the field amplitude is

$$U_A(\boldsymbol{r}) = U_0 \exp(-2i\pi \boldsymbol{F}_0 \cdot \boldsymbol{r}), \quad (55)$$

where U_0 is a dimensional constant. The vector \boldsymbol{F}_0 is a spatial frequency.

According to Eq. (51) the field amplitude on \mathcal{F} (the Fourier sphere of \mathcal{A}) is

$$U_F(\boldsymbol{r}') = \frac{i}{\lambda D} \delta\left(\frac{\boldsymbol{r}'}{\lambda D} - \boldsymbol{F}_0\right) = i\lambda D \delta(\boldsymbol{r}' - \lambda D \boldsymbol{F}_0), \quad (56)$$

where δ denotes the (2-dimensional) Dirac distribution. We conclude that the wave emitted by \mathcal{A} converges at the point P' of \mathcal{F} , such that $\boldsymbol{r}' = \lambda D \boldsymbol{F}_0$ (Fig. 8).

Let P be a point on \mathcal{A} . The ray PP' is defined by $(\boldsymbol{r}, \boldsymbol{\Phi}_0)$. Since $D = R_A$ (Fourier sphere), Eq. (24) gives P' as corresponding to $\boldsymbol{r}' = D \boldsymbol{\Phi}_0$, so that

$$\boldsymbol{\Phi}_0 = \lambda \boldsymbol{F}_0. \quad (57)$$

Equation (57) leads us to introduce the notion of a spherical angular-spectrum as follows. Let U_A be the field amplitude on \mathcal{A} . The Fourier transform of U_A (also called the spectrum of U_A) is

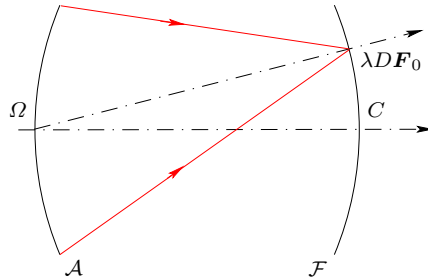


Figure 8: If the field amplitude on \mathcal{A} takes the form $\exp(-2i\pi \boldsymbol{F}_0 \cdot \boldsymbol{r})$, the wave issued from \mathcal{A} converges at point $\boldsymbol{r}' = \lambda D \boldsymbol{F}_0$ on \mathcal{F} (the Fourier sphere of \mathcal{A}), where $D = R_A = \overline{\Omega C}$.

$\widehat{U}_A(\mathbf{F})$. By changing \mathbf{F} into $\boldsymbol{\Phi} = \lambda\mathbf{F}$, we obtain the so-called spherical angular-spectrum of U_A , denoted S_A and such that

$$S_A(\boldsymbol{\Phi}) = \frac{1}{\lambda^2} \widehat{U}_A\left(\frac{\boldsymbol{\Phi}}{\lambda}\right) = \frac{1}{\lambda^2} \int_{\mathbb{R}^2} \exp\left(\frac{2i\pi}{\lambda} \boldsymbol{\Phi} \cdot \mathbf{r}\right) U_A(\mathbf{r}) d\mathbf{r}, \quad (58)$$

where the factor $1/\lambda^2$ has been introduced for the sake of homogeneity (that is, S_A has the (physical) dimension of U_A).

If \mathcal{A} becomes a plane, S_A is the usual angular-spectrum (up to a factor $1/\lambda^2$) [13]. According to classical Fourier optics, a plane wave is associated with each spatial frequency of the wave emitted by a planar object. The emitted wave is decomposed on a family of plane waves. Each plane wave propagates along a direction whose direction cosines are given by $(\cos\theta_x, \cos\theta_y) = \boldsymbol{\Phi} = \lambda\mathbf{F}$. The vector $\boldsymbol{\Phi}$ is a constant.

The spherical angular-spectrum is defined on a spherical emitter (or receiver). A spherical wave is associated with each spatial frequency on the spherical emitter, so that the emitted wave is decomposed on a family of spherical waves. Every spherical wave is weighted by an appropriate coefficient which is equal to the value of the angular spectrum for the associated spatial frequency. The law $\boldsymbol{\Phi} = \lambda\mathbf{F}$ still holds for spherical emitters (or receivers). But on the basis of the analysis of Sect. 2, given a ray propagating along the unit vector \mathbf{e}_u and issued from a given point on an emitter, the angular frequency $\boldsymbol{\Phi}$ should be interpreted as the projection of \mathbf{e}_u on the plane tangent to the emitter at the previous point.

5.2 Propagation of the spherical angular-spectrum

The transfer of the spherical angular-spectrum from an emitter \mathcal{A} (radius R_A) to a receiver \mathcal{B} (radius R_B) at a distance D is given by [11, 12]

$$S_B(\boldsymbol{\Phi}') = \frac{iR_A R_B}{\lambda(D - R_A + R_B)} \exp\left(\frac{-i\pi R_B(R_A - D)}{\lambda(D - R_A + R_B)} \boldsymbol{\Phi}'^2\right) \times \int_{\mathbb{R}^2} \exp\left(\frac{-i\pi R_A(R_B + D)}{\lambda(D - R_A + R_B)} \boldsymbol{\Phi}^2\right) \exp\left(\frac{2i\pi R_A R_B}{\lambda(D - R_A + R_B)} \boldsymbol{\Phi}' \cdot \boldsymbol{\Phi}\right) S_A(\boldsymbol{\Phi}) d\boldsymbol{\Phi}. \quad (59)$$

If we make the following changes

$$D \mapsto \frac{D - R_A + R_B}{R_A R_B}, \quad (60)$$

$$R_A \mapsto \frac{D - R_A + R_B}{R_A D}, \quad (61)$$

$$R_B \mapsto \frac{D - R_A + R_B}{R_B D}, \quad (62)$$

in Eq. (43) and replace \mathbf{r} by $\boldsymbol{\Phi}$ and \mathbf{r}' by $\boldsymbol{\Phi}'$, we obtain Eq. (59).

We use reduced (vectorial) variables $\boldsymbol{\phi}$ and $\boldsymbol{\phi}'$, as defined in Sect. 3.1, and reduced spherical angular-spectra T_A and T_B defined by

$$T_A(\boldsymbol{\phi}) = \sqrt{\left|\frac{R_A - D}{R_A D}\right|} S_A\left(\frac{\boldsymbol{\phi}}{B}\right), \quad (63)$$

$$T_B(\boldsymbol{\phi}') = \sqrt{\left|\frac{R_B + D}{R_B D}\right|} S_B\left(\frac{\boldsymbol{\phi}'}{B'}\right), \quad (64)$$

so that the propagation of the spherical angular-spectrum from \mathcal{A} to \mathcal{B} is expressed as

$$T_B(\boldsymbol{\phi}') = e^{i\alpha} \mathcal{F}_\alpha[T_A](\boldsymbol{\phi}'). \quad (65)$$

The proof of Eq. (65) is given in Appendix 8.

Equation (65) can also be obtained in the framework of fractional Fourier optics [10]. It has been deduced here from the previous analysis, based on ray transfers and homogeneous matrices. Moreover, Eq. (65) is similar to Eq. (47), so that the spherical angular-spectrum propagation is accomplished by a fractional Fourier transformation of order α , as well as the field-amplitude propagation [11,12].

6 Accordance with the Huygens–Fresnel principle

6.1 Expression with inhomogeneous variables

In the framework of a scalar diffraction theory, the Huygens-Fresnel principle states that the (electric) field-amplitude transfer from an emitter \mathcal{A} to a receiver \mathcal{B} can be split into the transfer from \mathcal{A} to \mathcal{C} , followed by the transfer from \mathcal{C} to \mathcal{B} , where \mathcal{C} is an arbitrary surface located between \mathcal{A} and \mathcal{B} [20]. We show in this section that the previous analysis, based on light rays and ray-matrices, is in accordance with the principle.

We use the previous notations and variables: \mathbf{r} on \mathcal{A} and \mathbf{r}' on \mathcal{B} , and we introduce an intermediate spherical cap \mathcal{C} whose radius is R_C (Fig. 9). A light ray on \mathcal{C} is defined by (\mathbf{s}, Ψ) . Let D_1 be the distance from \mathcal{A} to \mathcal{C} and D_2 the distance from \mathcal{C} to \mathcal{B} , so that the distance from \mathcal{A} to \mathcal{B} is $D = D_1 + D_2$. For the sake of convenience we assume \mathcal{C} to be located between \mathcal{A} and \mathcal{B} , but the analysis holds true for every \mathcal{C} ; \mathcal{C} might be a virtual emitter or receiver.

The spherical segment \mathcal{C} is thought of as a receiver in the transfer from \mathcal{A} to \mathcal{C} , and as an emitter in the transfer from \mathcal{C} to \mathcal{B} . It should be clear that the same pair (\mathbf{s}, Ψ) , taken on \mathcal{C} , can be used for describing both transfers.

The transfer from \mathcal{A} to \mathcal{C} is described by

$$\begin{pmatrix} \mathbf{s} \\ \Psi \end{pmatrix} = \begin{pmatrix} \frac{R_A - D_1}{R_A} & D_1 \\ \frac{D_1 - R_A + R_C}{-R_A R_C} & \frac{D_1 + R_C}{R_C} \end{pmatrix} \begin{pmatrix} \mathbf{r} \\ \Phi \end{pmatrix}, \quad (66)$$

and the transfer from \mathcal{C} to \mathcal{B} by

$$\begin{pmatrix} \mathbf{r}' \\ \Phi' \end{pmatrix} = \begin{pmatrix} \frac{R_C - D_2}{R_C} & D_2 \\ \frac{D_2 - R_C + R_B}{-R_B R_C} & \frac{D_2 + R_B}{R_B} \end{pmatrix} \begin{pmatrix} \mathbf{s} \\ \Psi \end{pmatrix}. \quad (67)$$

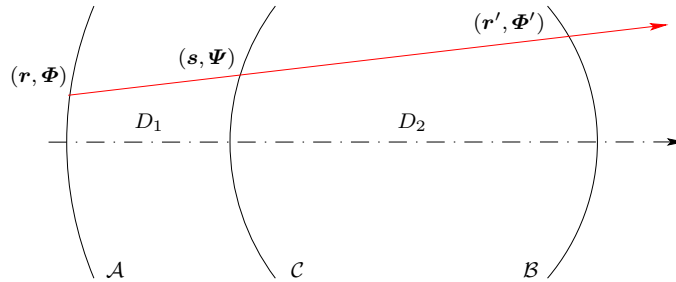


Figure 9: According to the Huygens principle, the transfer from \mathcal{A} to \mathcal{B} can split into the transfers from \mathcal{A} to \mathcal{C} and from \mathcal{C} to \mathcal{B} .

The combination of Eqs. (66) and (67) directly results in

$$\begin{aligned}
\begin{pmatrix} \mathbf{r}' \\ \boldsymbol{\Phi}' \end{pmatrix} &= \begin{pmatrix} \frac{R_C - D_2}{R_C} & D_2 \\ \frac{D_2 - R_C + R_B}{-R_B R_C} & \frac{D_2 + R_B}{R_B} \end{pmatrix} \begin{pmatrix} \frac{R_A - D_1}{R_A} & D_1 \\ \frac{D_1 - R_A + R_C}{-R_A R_C} & \frac{D_1 + R_C}{R_C} \end{pmatrix} \begin{pmatrix} \mathbf{r} \\ \boldsymbol{\Phi} \end{pmatrix} \\
&= \begin{pmatrix} \frac{R_A - D_1 - D_2}{R_A} & D_1 + D_2 \\ \frac{D_1 + D_2 - R_A + R_B}{-R_A R_B} & \frac{D_1 + D_2 + R_B}{R_B} \end{pmatrix} \begin{pmatrix} \mathbf{r} \\ \boldsymbol{\Phi} \end{pmatrix}, \tag{68}
\end{aligned}$$

and since $D = D_1 + D_2$, Eq. (68) is Eq. (24) once more.

6.2 Expression with homogeneous variables

We examine now the accordance of the previous homogeneous ray-matrix representation with the Huygens-Fresnel principle. We have to compose two rotations whose angles are $-\alpha_1$ and $-\alpha_2$ and the result should be a rotation whose angle is $-\alpha = -\alpha_1 - \alpha_2$. Nevertheless, the composition of the associated matrices physically makes sense only if reduced variables on \mathcal{C} are the same for both transfers. The problem has already been analyzed in previous articles [10,20] and the result is as follows: the composition makes sense if, and only if, the radius of \mathcal{C} is R_C such that

$$R_C = \frac{D_1(D_2 + R_B)(R_A - D) + D_2(D + R_B)(R_A - D_1)}{D_1(R_A - D) + D_2(D + R_B)}. \tag{69}$$

Given an emitter \mathcal{A} and a receiver \mathcal{B} , the result holds under rather strong conditions: (a) the field transfer from \mathcal{A} to \mathcal{B} is of real-order; (b) intermediate caps (such as \mathcal{C} above) belong to a family of spherical caps, whose curvature radii take only specific values, according to Eq. (69). Such a result is actually close to the historical way in which Huygens conceived light propagation. Every point of an emitter emits ‘wavelets’ in the form of spherical lightwaves, and the disturbance at a later instant is found on a wavefront, which is the envelope of the wavelets. Each point of the wavefront, in turn, re-emits wavelets whose envelope at a later instant provides the wavefront where the disturbance can be found. In this description of light propagation, an intermediate surface between an emitter and a receiver may not be an arbitrary cap, for the field on it has to correspond to an actual wavefront. Given a distance from the emitter, only one cap is then admissible, and in the metaxial theory, this cap is approximated as a sphere; its radius is given by Eq. (69).

Such a situation corresponds to Gaussian beams [4]. A Gaussian beam can be seen as a sequence of spherical wavefronts \mathcal{W}_α on which the electric-field amplitude is represented by a Gaussian function (or more generally a Hermite-Gauss function). The field transfer from \mathcal{W}_{α_1} to \mathcal{W}_{α_2} ($\alpha_1 < \alpha_2$) can be seen as the composition of two field transfers from \mathcal{M}_{α_1} to \mathcal{M}_{α_3} and from \mathcal{M}_{α_3} to \mathcal{M}_{α_2} , where \mathcal{M}_{α_3} is an intermediate wavefront, belonging to the previous family of wavefronts that constitute the Gaussian beam.

7 Coherent imaging

Let \mathcal{S} be a centered system that forms the image \mathcal{A}' of an arbitrary spherical cap \mathcal{A} . A ray issued from a point M on \mathcal{A} is transformed into a ray on \mathcal{A}' and the issue is to establish the relationship between the two rays. We consider geometrical images in the meaning that we do not take into account diffraction by limited apertures of lenses (or refracting spherical caps, or mirrors).

We first examine image formation by a refracting sphere before we generalize to an arbitrary centered system.

7.1 Imaging by a refracting spherical cap

We consider a refracting spherical cap \mathcal{D} (radius R_D) separating two homogeneous and isotropic media with refractive indices n and n' . We proceed in several steps that are as follows.

7.1.1 Matrix form of Snell's law (refraction) [21]

A light ray (\mathbf{r}, Φ) is incident on \mathcal{D} at point M (coordinates \mathbf{r}), see Fig. 10. The refracted ray is written (\mathbf{r}', Φ') and since it passes through M , we have $\mathbf{r}' = \mathbf{r}$. If \mathbf{e}_n denotes the unit vector normal to \mathcal{D} at M , the incident angle θ is the angle taken from \mathbf{e}_n to \mathbf{e}_u , and the refracted angle θ' is the angle from \mathbf{e}_n to \mathbf{e}'_u , where \mathbf{e}_u is along the incident ray and \mathbf{e}'_u along the refracted ray (see Sect. 2). Since $\|\Phi\| = |\sin\theta|$, from the second part of Snell's law ($n \sin\theta = n' \sin\theta'$), we obtain

$$n\|\Phi\| = n'\|\Phi'\|. \quad (70)$$

We assume $\Phi \neq 0$. According to the first part of Snell's law, the incident and the refracted rays are in the plane of incidence, so that \mathbf{e}_u , \mathbf{e}'_u and \mathbf{e}_n are coplanar (Fig. 10, right). Then Φ and Φ' , which are along the respective projections of \mathbf{e}_u and \mathbf{e}'_u on the plane tangent to \mathcal{D} at M , are colinear, and since θ and θ' have the same sign, we obtain

$$n\Phi = n'\Phi', \quad (71)$$

which constitutes a vectorial form of Snell's law, and which holds also for $\Phi = 0$.

Finally the matrix form of Snell's law is

$$\begin{pmatrix} \mathbf{r}' \\ \Phi' \end{pmatrix} = \begin{pmatrix} 1 & 0 \\ 0 & \frac{n}{n'} \end{pmatrix} \begin{pmatrix} \mathbf{r} \\ \Phi \end{pmatrix}, \quad (72)$$

and holds for meridional as well as for skew rays (as encountered when the refracting surface has a rotational symmetry).

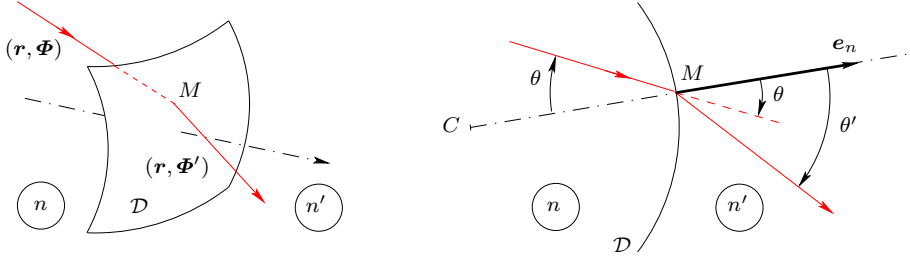


Figure 10: Snell's refraction-law. The incident ray (\mathbf{r}, Φ) is refracted as ray (\mathbf{r}, Φ') . Right: diagram in the plane of incidence; C is the curvature center of the spherical cap \mathcal{D} ; incident and refracted angles are taken from the normal at M towards the rays.

7.1.2 Ray transfer by a refracting spherical cap

Let \mathcal{A} be an emitter at a distance d from \mathcal{D} , in the object space; and let \mathcal{B} be a receiver at a distance d' from \mathcal{D} , in the image space (we choose notations that are currently used in geometrical optics: $d = O\Omega_A$ and $d' = O\Omega_B$, see Fig. 11; the diffraction distance to be taken into account for the transfer from \mathcal{A} to \mathcal{D} is $D = -d$). A ray (\mathbf{r}, Φ) on \mathcal{A} becomes (\mathbf{s}, Ψ) on \mathcal{D} , then $(\mathbf{s}', \Psi') = (\mathbf{s}, \Psi')$ after refraction, and eventually (\mathbf{r}', Φ') on \mathcal{B} . We use Eqs. (24) and (72) to obtain

$$\begin{pmatrix} \mathbf{r}' \\ \Phi' \end{pmatrix} = \begin{pmatrix} \frac{R_D - d'}{R_D} & d' \\ \frac{d' - R_D + R_B}{-R_B R_D} & \frac{d' + R_B}{R_B} \end{pmatrix} \begin{pmatrix} 1 & 0 \\ 0 & \frac{n}{n'} \end{pmatrix} \begin{pmatrix} \frac{R_A + d}{R_A} & -d \\ \frac{d + R_A - R_D}{R_A R_D} & \frac{R_D - d}{R_D} \end{pmatrix} \begin{pmatrix} \mathbf{r} \\ \Phi \end{pmatrix}, \quad (73)$$

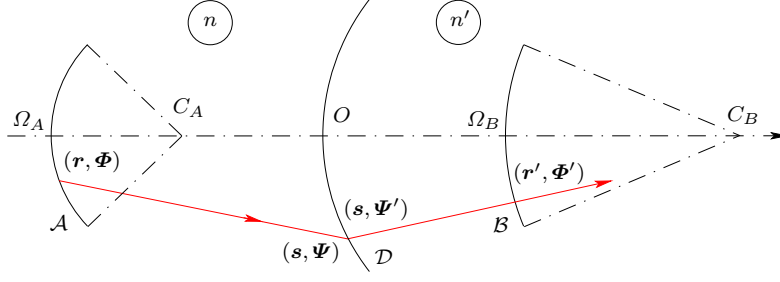


Figure 11: General transfer from \mathcal{A} to \mathcal{B} with refraction on \mathcal{D} .

from which we shall deduce the following results.

7.1.3 Conjugation formula and lateral magnification

The receiver \mathcal{B} becomes the image \mathcal{A}' of \mathcal{A} if every ray passing through \mathbf{r} passes through \mathbf{r}' after having crossed the refracting surface, that is, if \mathbf{r}' does not depend on Φ . According to eq. (73), this happens if

$$-d \frac{R_D - d'}{R_D} + \frac{n}{n'} d' \frac{R_D - d}{R_D} = 0, \quad (74)$$

that is

$$\frac{n'}{d'} = \frac{n}{d} + \frac{n' - n}{R_D}. \quad (75)$$

Equation (75) is a conjugation law of the refracting spherical cap.

From Eqs. (73) and (75) we deduce, in case of imaging,

$$\mathbf{r}' = \left[1 + \frac{d'}{R_D} \left(\frac{n}{n'} - 1 \right) + \frac{1}{R_A} \left(d - \frac{n}{n'} d' - \frac{dd'}{R_D} + \frac{n}{n'} \frac{dd'}{R_D} \right) \right] \mathbf{r} = \frac{nd'}{n'd} \mathbf{r}. \quad (76)$$

The imaging lateral-magnification is $m_v = nd'/n'd$, a classical result of geometrical optics. (Subscript “v” indicates that m_v is the magnification between vertices of \mathcal{A} and \mathcal{A}' .)

We deduce that Eq. (73) can be written as

$$\begin{pmatrix} \mathbf{r}' \\ \Phi' \end{pmatrix} = \begin{pmatrix} m_v & 0 \\ a_{21} & a_{22} \end{pmatrix} \begin{pmatrix} \mathbf{r} \\ \Phi \end{pmatrix}, \quad (77)$$

where a_{21} and a_{22} remain to be determined.

7.1.4 Determination of a_{22}

From Eqs. (73) and (75) we deduce

$$\begin{aligned} a_{22} &= d \frac{d' - R_D + R_B}{R_D R_B} + \frac{n}{n'} \frac{(d' + R_B)(R_D - d)}{R_D R_B} \\ &= \frac{1}{R_D R_B} \left[dd' - dR_D - \frac{n}{n'} dd' + \frac{n}{n'} d' R_D + R_B \left(d + \frac{n}{n'} R_D - \frac{n}{n'} d \right) \right] \\ &= \frac{d}{d'} = \frac{n}{n'} \frac{1}{m_v}. \end{aligned} \quad (78)$$

7.1.5 Conjugation of curvature centers (double-conjugation law [14, 15])

The spherical receiver \mathcal{A}' is the coherent geometrical image of the spherical emitter \mathcal{A} if the field amplitude on \mathcal{A}' is equal to the field amplitude on \mathcal{A} to within a scaling factor which is equal to the lateral magnification factor. As a consequence, the phase is preserved in the imaging process: if M and N are two points on the spherical cap \mathcal{A} , the images of which are M' and N' on \mathcal{A}' , the phase difference between vibrations at M' and N' is equal to the phase difference between vibrations at M and N . The field amplitude on \mathcal{A}' is related to the field amplitude on \mathcal{A} by

$$U_{\mathcal{A}'}(\mathbf{r}') = \frac{1}{m_v} U_{\mathcal{A}} \left(\frac{\mathbf{r}'}{m_v} \right), \quad (79)$$

where m_v is the lateral magnification at vertices: if Ω is the vertex of \mathcal{A} (with $d = \overline{O\Omega}$) and Ω' the vertex of \mathcal{A}' (with $d' = \overline{O'\Omega'}$), points Ω and Ω' are conjugates and d and d' are linked by Eq. (75). The factor $1/m_v$ before $U_{\mathcal{A}}$ is necessary to express that the power of the whole object is also the power of the whole image: $\int_{\mathbb{R}^2} |U_{\mathcal{A}'}(\mathbf{r}')|^2 d\mathbf{r}' = \int_{\mathbb{R}^2} |U_{\mathcal{A}}(\mathbf{r})|^2 d\mathbf{r}$.

Let \mathcal{F} be the Fourier sphere of \mathcal{A} , so that

$$U_{\mathcal{F}}(\mathbf{s}) = \frac{i}{\lambda R_{\mathcal{A}}} \widehat{U}_{\mathcal{A}} \left(\frac{\mathbf{s}}{\lambda R_{\mathcal{A}}} \right). \quad (80)$$

From Eq. (79) we deduce

$$\widehat{U}_{\mathcal{A}'}(\mathbf{F}) = m_v \widehat{U}_{\mathcal{A}}(m_v \mathbf{F}), \quad (81)$$

and if \mathcal{F}' denotes the Fourier sphere of \mathcal{A}' we have

$$U_{\mathcal{F}'}(\mathbf{s}') = \frac{i}{\lambda' R_{\mathcal{A}'}} \widehat{U}_{\mathcal{A}'} \left(\frac{\mathbf{s}'}{\lambda' R_{\mathcal{A}'}} \right) = \frac{i m_v}{\lambda' R_{\mathcal{A}'}} \widehat{U}_{\mathcal{A}} \left(\frac{m_v \mathbf{s}'}{\lambda' R_{\mathcal{A}'}} \right) = m_v \frac{\lambda R_{\mathcal{A}}}{\lambda' R_{\mathcal{A}'}} U_{\mathcal{F}} \left(m_v \frac{\lambda R_{\mathcal{A}} \mathbf{s}'}{\lambda' R_{\mathcal{A}'}} \right). \quad (82)$$

Equation (82) has the form $U_{\mathcal{F}'}(\mathbf{s}') = (1/m) U_{\mathcal{F}}(\mathbf{s}'/m)$, that is, the form of Eq. (79): we conclude that the field amplitude on \mathcal{F}' is the coherent image of the field amplitude on \mathcal{F} , which means that the spherical cap \mathcal{F}' is the coherent image of \mathcal{F} . The vertices of \mathcal{F} and \mathcal{F}' , say C and C' , are conjugates. Since C is also the curvature center of \mathcal{A} and C' the curvature center of \mathcal{A}' , we conclude that the spherical cap \mathcal{A}' is the coherent image of the spherical cap \mathcal{A} if, and only if,

- the vertex of \mathcal{A}' is the paraxial image of the vertex of \mathcal{A} ;
- the curvature center of \mathcal{A}' is the paraxial image of the curvature center of \mathcal{A} .

That constitutes the “double-conjugation law” of geometrical coherent-imaging for a refracting spherical-cap (a refracting plane constitutes a particular case: the curvature radius is infinite). The law also holds for mirrors and can be generalized to every centered system made up of refracting spheres and mirrors [4, 14, 15, 22].

In Appendix B, we provide a pure geometrical proof of the conjugation of curvature centers for imaging by a refracting spherical-cap (another geometrical proof has been given in a recent article [22]).

7.1.6 Determination of a_{21}

We consider a ray $(\mathbf{r}, \boldsymbol{\Phi})$ on \mathcal{A} , such that $\boldsymbol{\Phi} = 0$. Then the ray passes through C (the curvature center of \mathcal{A}) and its image ray $(\mathbf{r}', \boldsymbol{\Phi}')$ should pass through C' , the center of \mathcal{A}' , so that $\boldsymbol{\Phi}' = 0$. Since the results holds true for every \mathbf{r} , we must have $a_{21} = 0$. (We provide an analytic checking of this result in Appendix C.)

Finally we arrive at

$$\begin{pmatrix} \mathbf{r}' \\ \boldsymbol{\Phi}' \end{pmatrix} = \begin{pmatrix} m_v & 0 \\ 0 & \frac{1}{m_v} \frac{n}{n'} \end{pmatrix} \begin{pmatrix} \mathbf{r} \\ \boldsymbol{\Phi} \end{pmatrix}. \quad (83)$$

We remark that

$$n \mathbf{r} \cdot \boldsymbol{\Phi} = n' \mathbf{r}' \cdot \boldsymbol{\Phi}', \quad (84)$$

and since $n\lambda = n'\lambda'$, from $\boldsymbol{\Phi} = \lambda \mathbf{F}$ we deduce

$$\mathbf{r} \cdot \mathbf{F} = \mathbf{r}' \cdot \mathbf{F}'. \quad (85)$$

7.1.7 Radius magnification

Let \mathcal{A}' (vertex Ω' , center C' , radius $R_{A'} = \overline{\Omega'C'}$) be the coherent image of \mathcal{A} (vertex Ω , center C , radius $R_A = \overline{\Omega C}$) through a refracting spherical cap \mathcal{D} (vertex O , radius R_D). Let us denote $q = \overline{OC} = d + R_A$ and $q' = \overline{OC'} = d' + R_{A'}$. Since C and C' are conjugates, we have

$$\frac{n'}{q'} = \frac{n}{q} + \frac{n' - n}{R_D}, \quad (86)$$

and the corresponding lateral magnification is

$$m_c = \frac{nq'}{n'q}. \quad (87)$$

From Eq. (82) we also deduce

$$m_c = \frac{\lambda' R_{A'}}{m_v \lambda R_A} = \frac{1}{m_v} \frac{n}{n'} \frac{R_{A'}}{R_A}, \quad (88)$$

and then

$$m_r = \frac{R_{A'}}{R_A} = \frac{n'}{n} m_v m_c, \quad (89)$$

where m_r is called the radius magnification [4, 14, 15].

The radius magnification-law can also be deduced from vertex and center conjugation-formulas, as shown in Appendix C.

7.2 Generalization to centered systems

A centered system \mathcal{S} is the succession of refracting spherical caps \mathcal{D}_i , $i = 1, \dots, I$, where \mathcal{D}_i separates two media with respective indices n_{i-1} and n_i . We denote $n_0 = n$ and $n_I = n'$. Let \mathcal{A}_0 be an object (optically located in the medium of index n) and \mathcal{A}_i (vertex Ω_i , center C_i) be the intermediate image, that is, the image of \mathcal{A}_{i-1} through \mathcal{D}_i . We denote $\mathcal{A}' = \mathcal{A}_I$, the final image (optically located in the medium of index n'). We apply the double conjugation law:

- Since Ω_i is the paraxial image of Ω_{i-1} through \mathcal{D}_i , we obtain that $\Omega' = \Omega_I$ is the paraxial image of $\Omega_0 = \Omega$ through \mathcal{S} ;
- Since C_i is the paraxial image of C_{i-1} through \mathcal{D}_i , we obtain that $C' = C_I$ is the paraxial image of $C_0 = C$ through \mathcal{S} .

We conclude that the double-conjugation law applies to \mathcal{S} .

A ray $(\mathbf{r}, \boldsymbol{\Phi}) = (\mathbf{r}_0, \boldsymbol{\Phi}_0)$, issued from \mathcal{A}_0 , becomes $(\mathbf{r}_i, \boldsymbol{\Phi}_i)$ on \mathcal{A}_i , after refraction on \mathcal{D}_i . The final ray, on \mathcal{A}' , is $(\mathbf{r}', \boldsymbol{\Phi}') = (\mathbf{r}_I, \boldsymbol{\Phi}_I)$.

For every i we have $\mathbf{r}_i = m_i \mathbf{r}_{i-1}$, so that

$$\mathbf{r}' = \mathbf{r}_I = m_I \mathbf{r}_{I-1} = m_I m_{I-1} \mathbf{r}_{I-2} = \dots = m_I m_{I-1} \dots m_1 \mathbf{r}_0 = m_v \mathbf{r}, \quad (90)$$

where $m_v = \prod_{i=1}^{I-1} m_i$ is the lateral magnification for the conjugation of Ω and Ω' . We also have

$$\frac{n}{n'} = \frac{n}{n_1} \frac{n_1}{n_2} \dots \frac{n_{I-2}}{n_{I-1}} \frac{n_{I-1}}{n'}. \quad (91)$$

Equation (83) leads us to write

$$\begin{pmatrix} \mathbf{r}' \\ \boldsymbol{\Phi}' \end{pmatrix} = \begin{pmatrix} \mathbf{r}_I \\ \boldsymbol{\Phi}_I \end{pmatrix} = \prod_{i=1}^{i=I} \begin{pmatrix} m_i & 0 \\ 0 & \frac{1}{m_i} \frac{n_{i-1}}{n_i} \end{pmatrix} \begin{pmatrix} \mathbf{r}_0 \\ \boldsymbol{\Phi}_0 \end{pmatrix} = \begin{pmatrix} m_v & 0 \\ 0 & \frac{1}{m_v} \frac{n}{n'} \end{pmatrix} \begin{pmatrix} \mathbf{r} \\ \boldsymbol{\Phi} \end{pmatrix}, \quad (92)$$

because all previous square matrices are diagonal. Equation (92) is the generalization of Eq. (83) to a centered system made up of refracting spherical caps. It can be proved to hold also for catadioptric systems.

The radius magnification law is

$$m_r = \frac{R_{A'}}{R_A} = \frac{R_I}{R_0} = \frac{R_I}{R_{I-1}} \frac{R_{I-1}}{R_{I-2}} \dots \frac{R_2}{R_1} \frac{R_1}{R_0} = \prod_{i=1}^{i=I} \frac{n_i}{n_{i-1}} m_{v,i} m_{c,i} = \frac{n'}{n} m_v m_c, \quad (93)$$

and takes the same form as Eq. (89).

7.3 Homogeneous matrix representation

Since \mathcal{F}_0 is the identity operator ($\mathcal{F}_0[f] = f$, for every function f) and since $\mathcal{F}_\pi[f](\boldsymbol{\rho}') = f(-\boldsymbol{\rho}')$, the imaging should be expressed by a fractional Fourier transform whose order is 0 or equal to $\pm\pi$. That holds true for both reduced spatial variable $\boldsymbol{\rho}$ and angular frequency $\boldsymbol{\phi}$, because the field transfer and the angular-spectrum transfer are both expressed by fractional Fourier transforms of equal orders. The homogeneous ray-matrix associated with imaging thus results to be such that

$$\begin{pmatrix} \boldsymbol{\rho}' \\ \boldsymbol{\phi}' \end{pmatrix} = \pm \begin{pmatrix} 1 & 0 \\ 0 & 1 \end{pmatrix} \begin{pmatrix} \boldsymbol{\rho} \\ \boldsymbol{\phi} \end{pmatrix}. \quad (94)$$

In the appendix E, we prove that this is the case.

Remark 1. Square matrices in Eq. (92) are homogenous since m_v and refractive indices n and n' are pure numbers. But column-vectors are not homogeneous. In Eq. (94) all matrices are homogeneous.

Remark 2 (Reduced form of Snell's law). Snell's law of refraction is expressed by Eq. (72), which may be seen like an imaging between ray $(\mathbf{r}, \boldsymbol{\Phi})$ and ray $(\mathbf{r}', \boldsymbol{\Phi}')$, with $\mathbf{r}' = \mathbf{r}$, so that the lateral magnification is $m_v = 1$. Then we have $\boldsymbol{\phi}' = \boldsymbol{\phi}$, which constitutes the reduced form of Snell's law.

8 Conclusion

Fractional Fourier optics is based on the representation of a Fresnel diffraction phenomenon by a fractional-order Fourier transformation. The transformation associated with a given diffraction phenomenon has been deduced here from a matrix representation of ray transfer from a spherical emitter to a spherical receiver by looking for homogeneous transfer matrices. When the field transfer is expressed by a real-order transformation, the ray matrix is a 4-dimensional rotation matrix that splits into two rotations operating on 2-dimensional subspaces of the reduced phase space. The analysis can be extended to complex orders, the previous rotation matrices become then 2-dimensional hyperbolic-rotation matrices [17].

Appendix A. Proof of Eq. (46)

Changing variables in Eq. (43) are as follows.

(i) We begin with

$$\frac{\mathbf{r} \cdot \mathbf{r}'}{\lambda D} = \frac{\boldsymbol{\rho} \cdot \boldsymbol{\rho}'}{\lambda D A A'}, \quad (95)$$

with

$$(AA')^4 = \frac{1}{\lambda^4 R_A^2 R_B^2} \frac{(D - R_A + R_B)^2}{D^2}. \quad (96)$$

We have

$$\frac{1}{\sin^2 \alpha} = 1 + \cot^2 \alpha = 1 + \frac{(R_A - D)(R_B + D)}{D(D - R_A + R_B)} = \frac{R_A R_B}{D(D - R_A + R_B)}, \quad (97)$$

and since α has the sign of D , we obtain

$$\frac{\mathbf{r} \cdot \mathbf{r}'}{\lambda D} = \frac{\boldsymbol{\rho} \cdot \boldsymbol{\rho}'}{\sin \alpha}. \quad (98)$$

(ii) Then we consider

$$\frac{1}{\lambda} \left(\frac{1}{D} - \frac{1}{R_A} \right) r^2 = \frac{1}{\lambda} \frac{R_A - D}{D R_A} \frac{\rho^2}{A^2}. \quad (99)$$

We have

$$\frac{1}{\lambda^2} \frac{(R_A - D)^2}{D^2 R_A^2} \frac{1}{A^4} = \frac{(R_A - D)(R_B + D)}{D(D - R_A + R_B)} = \cot^2 \alpha, \quad (100)$$

and eventually, since the sign of $\cot \alpha$ is the sign of $R_A D(R_A - D)$,

$$\frac{1}{\lambda} \left(\frac{1}{D} - \frac{1}{R_A} \right) r^2 = \rho^2 \cot \alpha. \quad (101)$$

(iii) We have

$$\frac{1}{\lambda} \left(\frac{1}{D} + \frac{1}{R_A} \right) r'^2 = \frac{1}{\lambda} \frac{R_B + D}{D R_B} \frac{\rho'^2}{A'^2}. \quad (102)$$

and then

$$\frac{1}{\lambda^2} \frac{(R_B + D)^2}{D^2 R_B^2} \frac{1}{A'^4} = \frac{(R_A - D)(R_B + D)}{D(D - R_A + R_B)} = \cot^2 \alpha. \quad (103)$$

Since the sign of $\cot \alpha$ is the sign of $R_B D(D + R_B)$, we obtain

$$\frac{1}{\lambda} \left(\frac{1}{D} + \frac{1}{R_B} \right) r'^2 = \rho'^2 \cot \alpha. \quad (104)$$

(iv) Since both \mathbf{r} and $\boldsymbol{\rho}$ are two-dimensional vectors, we have

$$\frac{d\mathbf{r}}{\lambda D} = \frac{1}{\lambda D} \frac{d\boldsymbol{\rho}}{A^2}. \quad (105)$$

We have

$$\begin{aligned} \lambda^2 D^2 A^2 &= \frac{D^2}{R_A^2} \frac{(R_A - D)(D - R_A + R_B)}{D(R_B + D)} = \frac{D(D - R_A + R_B)}{R_A R_B} \frac{R_A - D}{R_B + D} \frac{R_B}{R_A} \\ &= \frac{R_B(R_A - D)}{R_A(R_B + D)} \sin^2 \alpha. \end{aligned} \quad (106)$$

We note that $(R_B/R_A)(R_A - D)/(R_B + D) \geq 0$, because $R_A D(R_A - D)$ and $R_B D(D + R_B)$ have the same sign. Since α has the sign of D , we obtain

$$\frac{d\mathbf{r}}{\lambda D} = \frac{1}{\sin \alpha} \sqrt{\frac{R_A(R_B + D)}{R_B(R_A - D)}} d\boldsymbol{\rho}. \quad (107)$$

Making the changes of the above four items lead to write Eq. (43) in the form of Eq. (46).

Appendix B. Proof of Eq. (65)

We use reduced angular-frequencies and reduced angular-spectra to write Eq. (59) as a fractional Fourier transform of order α . Reduced angular frequencies are $\phi = B\Phi$ and $\phi' = B'\Phi'$, where B and B' are positive and given by Eqs. (38) and (40). Reduced angular-spectra are T_A and T_B , given by Eqs. (63) and (64).

(i) We begin with the exponential depending on $\Phi \cdot \Phi'$. We have

$$\frac{R_A R_B}{\lambda(D - R_A + R_B)} \Phi \cdot \Phi' = \frac{R_A R_B}{\lambda(D - R_A + R_B)} \frac{\phi \cdot \phi'}{BB'}, \quad (108)$$

with

$$(BB')^4 = \frac{R_A^2 R_B^2}{\lambda^4} \frac{D^2}{(D - R_A + R_B)^2}. \quad (109)$$

Since $R_A R_B D(D - R_A + R_B)$ is positive according to Eq. (97), we have

$$(BB')^2 = \frac{R_A R_B}{\lambda^2} \frac{D}{(D - R_A + R_B)}. \quad (110)$$

Then, according to Eq. (97) once more,

$$\left[\frac{R_A R_B}{\lambda(D - R_A + R_B)} \right]^2 \frac{1}{(BB')^2} = \frac{R_A R_B}{D(D - R_A + R_B)} = \frac{1}{\sin^2 \alpha}. \quad (111)$$

Since $R_A R_B D(D - R_A + R_B)$ is positive and since α (and $\sin \alpha$) has the sign of D , we conclude that $R_A R_B(D - R_A + R_B)$ and then $R_A R_B(D - R_A + R_B)BB'$ also have the sign of α , so that eventually

$$\frac{R_A R_B}{\lambda(D - R_A + R_B)} \Phi \cdot \Phi' = \frac{1}{\sin \alpha} \phi \cdot \phi'. \quad (112)$$

(ii) Factor in Φ^2 . We have

$$\frac{R_A(R_B + D)}{\lambda(D - R_A + R_B)} \Phi^2 = \frac{R_A(R_B + D)}{\lambda(D - R_A + R_B)} \frac{\phi^2}{B^2}, \quad (113)$$

and then

$$\left[\frac{R_A(R_B + D)}{\lambda(D - R_A + R_B)} \right]^2 \frac{1}{B^4} = \frac{(R_A - D)(D + R_B)}{D(D - R_A + R_B)} = \cot^2 \alpha. \quad (114)$$

Since $R_A R_B D(D - R_A + R_B)$ is positive (see above), we conclude that $R_A(D - R_A + R_B)$ and $R_B D$ have the same sign. On the other hand, $R_B D(R_B + D)$ has the sign of $\cot \alpha$ (as shown in Sect. 3.1). We conclude that $R_A(R_B + D)(D - R_A + R_B)$ and $\cot \alpha$ have the same sign, and we may write

$$\frac{R_A(R_B + D)}{\lambda(D - R_A + R_B)} \frac{1}{B^2} = \cot \alpha, \quad (115)$$

so that

$$\frac{R_A(R_B + D)}{\lambda(D - R_A + R_B)} \Phi^2 = \phi^2 \cot \alpha, \quad (116)$$

(iii) Factor in Φ'^2 . We have

$$\frac{R_B(R_A - D)}{\lambda(D - R_A + R_B)} \Phi'^2 = \frac{R_B(R_A - D)}{\lambda(D - R_A + R_B)} \frac{\phi'^2}{B'^2}, \quad (117)$$

and then

$$\left[\frac{R_B(R_A - D)}{\lambda(D - R_A + R_B)} \right]^2 \frac{1}{B'^4} = \frac{(R_A - D)(D + R_B)}{D(D - R_A + R_B)} = \cot^2 \alpha. \quad (118)$$

As above, we show that $R_B(R_A - D)(D - R_A + R_B)$ and $\cot \alpha$ have the same sign, and we eventually obtain

$$\frac{R_B(R_A - D)}{\lambda(D - R_A + R_B)} \Phi'^2 = \phi'^2 \cot \alpha. \quad (119)$$

(iv) Differential term. Since both Φ and ϕ are 2-dimensional variables, we have

$$\frac{R_A R_B}{\lambda(D - R_A + R_B)} d\Phi = \frac{R_A R_B}{\lambda(D - R_A + R_B)} \frac{1}{B^2} d\phi. \quad (120)$$

Then

$$\left[\frac{R_A R_B}{\lambda(D - R_A + R_B)} \right]^2 \frac{1}{B^4} = \frac{R_B^2(R_A - D)}{D(R_B + D)(D - R_A + R_B)} = \frac{R_B(R_A - D)}{R_A(R_B + D)} \frac{1}{\sin^2 \alpha}. \quad (121)$$

Since $R_A R_B(D - R_A + R_B)$ has the sign of α (see item (i) above), and since $R_A(R_A - D)$ and $R_B(R_B + D)$ have the same sign, we conclude

$$\frac{R_A R_B}{\lambda(D - R_A + R_B)} d\Phi = \sqrt{\frac{R_B(R_A - D)}{R_A(R_B + D)}} \frac{d\phi}{\sin \alpha}. \quad (122)$$

(v) The previous changes of variables lead us to write Eq. (59) in the form

$$\begin{aligned} S_B \left(\frac{\phi'}{B'} \right) &= \frac{i}{\sin \alpha} \sqrt{\frac{R_B(R_A - D)}{R_A(R_B + D)}} \exp(-i\pi\phi'^2 \cot \alpha) \\ &\quad \times \int_{\mathbb{R}^2} \exp(-i\pi\phi^2 \cot \alpha) \exp\left(\frac{2i\pi\phi \cdot \phi'}{\sin \alpha}\right) S_A \left(\frac{\phi}{B} \right) d\phi, \end{aligned} \quad (123)$$

that is

$$\begin{aligned} T_B(\phi') &= \sqrt{\left| \frac{R_B + D}{R_B D} \right|} S_B \left(\frac{\phi'}{B'} \right) \\ &= \frac{i}{\sin \alpha} \exp(-i\pi\phi'^2 \cot \alpha) \int_{\mathbb{R}^2} \exp(-i\pi\phi^2 \cot \alpha) \\ &\quad \times \exp\left(\frac{2i\pi\phi \cdot \phi'}{\sin \alpha}\right) \sqrt{\left| \frac{R_A - D}{R_A D} \right|} S_A \left(\frac{\phi}{B} \right) d\phi \\ &= \frac{i}{\sin \alpha} \exp(-i\pi\phi'^2 \cot \alpha) \int_{\mathbb{R}^2} \exp(-i\pi\phi^2 \cot \alpha) \exp\left(\frac{2i\pi\phi \cdot \phi'}{\sin \alpha}\right) T_A(\phi) d\phi \\ &= e^{i\alpha} \mathcal{F}_\alpha[T_A](\phi'). \end{aligned} \quad (124)$$

Appendix C. An alternative proof of the conjugation of curvature centers

Let \mathcal{A}' (center C') be the coherent image of \mathcal{A} (center C) through the refracting spherical cap \mathcal{D} (Fig. 12). Let M and N be two points on \mathcal{A} and let M' and N' be their images on \mathcal{A}' .

According to the Fermat's principle, the optical path from M to M' is a constant for every light ray passing through M and M' and we can speak of the optical path $[MM']$. (That is rigorous if

M and M' are stigmatic points, and holds up to second order in case of approximate stigmatism.) The same holds for the optical path $[NN']$.

Since \mathcal{A}' is the coherent image of \mathcal{A} , the phase difference between vibrations at M' and N' is equal to the phase difference between vibrations at M and N . If N tends to M , then $[NN']$ tends to $[MM']$ and by continuity we obtain $[NN'] = [MM']$ for every pair (M, N) , where M and N belong to \mathcal{A} .

We then consider the optical path $[MCM']$, which intersects \mathcal{D} at L , and the optical path $[NCN']$, which intersects \mathcal{D} at K . We have

$$[MLM'] = [MCLM'] = [MM'] = [NN'] = [NCKN'] = [NKN']. \quad (125)$$

Since C is the center of curvature of \mathcal{A} and C' the center of curvature of \mathcal{A}' , we have $[CM] = [CN]$ and $[M'C'] = [N'C']$ so that, by Eq. (125), we obtain

$$[CLC'] = [CM] + [MLM'] + [M'C'] = [CN] + [NKN'] + [N'C'] = [CKC']. \quad (126)$$

When M and N describe \mathcal{A} , points K and L describe \mathcal{D} , and we have $[CLC'] = [CKC']$, which means that whatever L , the optical path $[CLC']$ is constant, so that C' is the image of C : curvature centers of \mathcal{A} and \mathcal{A}' are conjugates. The proof is complete.

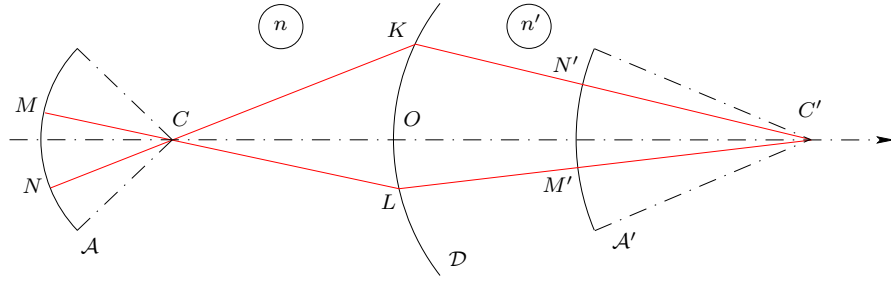


Figure 12: If \mathcal{A}' (center C') is the coherent image of \mathcal{A} (center C), then C' is necessarily the image of C .

Appendix D. Checking $a_{21} = 0$

We refer to notations of Sect. 7.1.2. If C is the center of \mathcal{A} , we denote $q = \overline{OC} = d + R_A$, and if C' is the center of \mathcal{B} , we denote $q' = \overline{OC'} = d' + R_B$.

According to Eq. (73) we have

$$a_{21} = -\frac{R_A + d}{R_A} \frac{d' - R_D + R_B}{R_B R_D} + \frac{n}{n'} \frac{d' + R_B}{R_A R_B R_D} (d + R_A - R_D) = \frac{\mathfrak{N}}{n' R_A R_B R_D}, \quad (127)$$

where

$$\mathfrak{N} = -n'(R_A + d)(d' - R_D + R_B) + n(d' + R_B)(d + R_A - R_D). \quad (128)$$

We have

$$\mathfrak{N} = -n'q(q' - R_D) + nq'(q - R_D) = qq'R_D \left(\frac{n'}{q'} - \frac{n}{q} - \frac{n' - n}{R_D} \right). \quad (129)$$

If C' is the paraxial image of C , the conjugation formula gives $(n'/q') = (n/q) + [(n' - n)/R_D]$ and $\mathfrak{N} = 0$, so that eventually $a_{21} = 0$.

Appendix E. An alternative proof of the radius magnification law

In this appendix, we directly deduce the radius magnification law (refracting sphere) from conjugation formulae for vertices and curvature centers. We use notations of Sects. 7.1.3 and 7.1.7. Since Ω and Ω' are conjugates, and since C and C' are also conjugates, we have

$$\frac{n'}{d'} - \frac{n}{d} = \frac{n' - n}{R_D} = \frac{n'}{q'} - \frac{n}{q}. \quad (130)$$

The lateral magnification between Ω and Ω' is $m_v = nd'/n'd$, and the lateral magnification between C and C' is $m_c = nq'/n'q$.

The radius magnification is

$$m_r = \frac{R_{A'}}{R_A}, \quad (131)$$

and we deduce from Eq. (130)

$$m_r = \frac{q' - d'}{q - d} = \frac{nq'd'}{n'qd} = \frac{n'}{n} m_v m_c. \quad (132)$$

Appendix F. Homogeneous imaging-matrix

Let \mathcal{D} (vertex O , radius R_D) be a refracting spherical cap, separating two media of refractive indices n and n' (corresponding wavelengths are λ and λ' , and $n\lambda = n'\lambda'$). Let \mathcal{A} (vertex Ω , center C , radius $R_A = \overline{O'C}$) be a spherical emitter in the object space and let \mathcal{A}' (vertex Ω' , center C' , radius $R_{A'} = \overline{O'C'}$) be its coherent image through the refracting surface \mathcal{D} . We use notations of Sects. 7.1.3 and 7.1.7: $d = \overline{O\Omega}$, $d' = \overline{O\Omega'}$, $q = \overline{OC} = d + R_A$, $q' = \overline{OC'} = d' + R_{A'}$.

(i) Composition of transformations

From Eq. (130) we deduce

$$d' = \frac{n'dR_D}{nR_D + d(n' - n)}, \quad q' = \frac{n'qR_D}{nR_D + q(n' - n)}, \quad (133)$$

and then

$$R_D - d' = \frac{nR_D(R_D - d)}{nR_D + d(n' - n)}, \quad R_D - q' = \frac{nR_D(R_D - q)}{nR_D + q(n' - n)}. \quad (134)$$

We choose coordinates \mathbf{r} on \mathcal{A} , \mathbf{s} on \mathcal{D} and \mathbf{r}' on \mathcal{A}' . According to Eq. (39), since the diffraction distance is $D = -d$, the transfer from \mathcal{A} to \mathcal{D} is expressed by choosing the following reduced space variable on \mathcal{D}

$$\boldsymbol{\sigma} = \left[\frac{(R_D - d)(d + R_A - R_D)}{\lambda^2 R_D^2 d (R_A + d)} \right]^{1/4} \mathbf{s} = \left[\frac{(R_D - d)(q - R_D)}{\lambda^2 R_D^2 dq} \right]^{1/4} \mathbf{s}, \quad (135)$$

and according to Eq. (37), the reduced variable on \mathcal{D} corresponding to the transfer from \mathcal{D} to \mathcal{A}' (the diffraction distance is $D = d'$) is

$$\boldsymbol{\sigma}' = \left[\frac{(R_D - d')(d' - R_D + R_{A'})}{\lambda'^2 R_D^2 d' (d' + R_{A'})} \right]^{1/4} \mathbf{s}' = \left[\frac{(R_D - d')(q' - R_D)}{\lambda'^2 R_D^2 d' q'} \right]^{1/4} \mathbf{s}'. \quad (136)$$

By Eqs. (133) and (134) we conclude that $\boldsymbol{\sigma} = \boldsymbol{\sigma}'$.

The angular frequencies on \mathcal{D} are Ψ and Ψ' , with $n\Psi = n'\Psi'$ (Snell's law). The corresponding reduced angular-frequencies are

$$\psi = \left[\frac{R_D^2 d(R_A + d)}{\lambda^2(R_D - d)(d + R_A - R_D)} \right]^{1/4} \Psi = \left[\frac{R_D^2 dq}{\lambda^2(R_D - d)(q - R_D)} \right]^{1/4} \Psi, \quad (137)$$

$$\psi' = \left[\frac{R_D^2 d'(d' + R_{A'})}{\lambda^2(R_D - d')(d' - R_D + R_{A'})} \right]^{1/4} \Psi' = \left[\frac{R_D^2 d'q'}{\lambda^2(R_D - d')(q' - R_D)} \right]^{1/4} \Psi', \quad (138)$$

and since $n\Psi = n'\Psi'$, by Eqs. (133) and (134), we obtain: $\psi = \psi'$.

The ray transfer from \mathcal{A} to \mathcal{D} takes the form

$$\begin{pmatrix} \sigma \\ \psi \end{pmatrix} = \begin{pmatrix} \cos \alpha & \sin \alpha \\ -\sin \alpha & \cos \alpha \end{pmatrix} \begin{pmatrix} \rho \\ \phi \end{pmatrix}, \quad (139)$$

and the ray transfer from \mathcal{D} to \mathcal{A}'

$$\begin{pmatrix} \rho' \\ \phi' \end{pmatrix} = \begin{pmatrix} \cos \alpha' & \sin \alpha' \\ -\sin \alpha' & \cos \alpha' \end{pmatrix} \begin{pmatrix} \sigma' \\ \psi' \end{pmatrix}. \quad (140)$$

Since $\sigma' = \sigma$ and $\psi' = \psi$, the composition of the two above ray-matrices makes sense and takes the form

$$\begin{aligned} \begin{pmatrix} \rho' \\ \phi' \end{pmatrix} &= \begin{pmatrix} \cos \alpha' & \sin \alpha' \\ -\sin \alpha' & \cos \alpha' \end{pmatrix} \begin{pmatrix} \cos \alpha & \sin \alpha \\ -\sin \alpha & \cos \alpha \end{pmatrix} \begin{pmatrix} \rho \\ \phi \end{pmatrix} \\ &= \begin{pmatrix} \cos(\alpha + \alpha') & \sin(\alpha + \alpha') \\ -\sin(\alpha + \alpha') & \cos(\alpha + \alpha') \end{pmatrix} \begin{pmatrix} \rho \\ \phi \end{pmatrix}. \end{aligned} \quad (141)$$

Equation (141) expresses the ray transfer from an arbitrary emitter \mathcal{A} in the object space, to an arbitrary receiver \mathcal{A}' in the image space.

(ii) *Imaging*

The spherical cap \mathcal{A}' is the coherent image of \mathcal{A} is $\alpha + \alpha' = 0 [\pi]$.

According to Eq. (37) we have (with $q = d + R_A$)

$$\rho = \left[\frac{(R_A + d)(d - R_D + R_A)}{\lambda^2 R_A^2 d(R_D - d)} \right]^{1/4} \mathbf{r} = \left[\frac{q(q - R_D)}{\lambda^2 R_A^2 d(R_D - d)} \right]^{1/4} \mathbf{r}. \quad (142)$$

According to Eq. (39) we have (with $q' = d' + R_{A'}$)

$$\rho' = \left[\frac{(d' + R_{A'})(d' - R_D + R_{A'})}{\lambda^2 R_{A'}^2 d'(R_D - d')} \right]^{1/4} \mathbf{r}' = \left[\frac{q'(q' - R_D)}{\lambda^2 R_{A'}^2 d'(R_D - d')} \right]^{1/4} \mathbf{r}'. \quad (143)$$

We use Eqs. (133) and (134) and write

$$\begin{aligned} \frac{q'(q' - R_D)}{d'(R_D - d')} &= \frac{q(q - R_D)}{d(R_D - d)} \frac{[nR_D + d(n' - n)]^2}{[nR_D + q(n' - n)]^2} = \frac{q(q - R_D)}{d(R_D - d)} \frac{d^2 R_D^2 \left(\frac{n'}{d'}\right)^2}{q^2 R_D^2 \left(\frac{n'}{q'}\right)^2} \\ &= \frac{dq'^2}{qd'^2} \frac{q - R_D}{R_D - d}. \end{aligned} \quad (144)$$

We use the radius magnification law between \mathcal{A} and \mathcal{A}'

$$m_r = \frac{R_{A'}}{R_A} = \frac{n}{n'} \frac{d'q'}{dq}, \quad (145)$$

and obtain

$$\frac{1}{\lambda'^2 R_{A'}^2} \frac{q'(q' - R_D)}{d'(R_D - d')} = \frac{n'^4 d^4}{n^4 d'^4} \frac{1}{\lambda^2 R_A^2} \frac{q(q - R_D)}{d(R_D - d)}. \quad (146)$$

Finally, since $\mathbf{r}' = m_v \mathbf{r}$ (m_v is the lateral magnification at vertices between \mathcal{A} and \mathcal{A}'), we obtain

$$\boldsymbol{\rho}' = \frac{n'|d|}{n|d'|} m_v \mathbf{r} = \pm \boldsymbol{\rho}. \quad (147)$$

According to Eq. (92), we have $n' m_v \boldsymbol{\Phi}' = n \boldsymbol{\Phi}$, and $\boldsymbol{\Phi}$ and $\boldsymbol{\Phi}'$ are colinear. Then $\boldsymbol{\phi}$ and $\boldsymbol{\phi}'$ are colinear. Since $\mathbf{r}' = m_v \mathbf{r}$, we also have $n' \mathbf{r}' \cdot \boldsymbol{\Phi}' = n \mathbf{r} \cdot \boldsymbol{\Phi}$, and from Eqs. (35) and (36) we deduce $n' \lambda' \boldsymbol{\rho}' \cdot \boldsymbol{\phi}' = n \lambda \boldsymbol{\rho} \cdot \boldsymbol{\phi}$. From $n' \lambda' = n \lambda$ and from $\boldsymbol{\rho}' = \pm \boldsymbol{\rho}$, and since $\boldsymbol{\phi}'$ and $\boldsymbol{\phi}$ are colinear, we conclude that $\boldsymbol{\phi}' = \pm \boldsymbol{\phi}$. (More precisely, we have $\boldsymbol{\phi}' = \boldsymbol{\phi}$, if $\boldsymbol{\rho}' = \boldsymbol{\rho}$, and $\boldsymbol{\phi}' = -\boldsymbol{\phi}$, if $\boldsymbol{\rho}' = -\boldsymbol{\rho}$.)

References

- [1] T. Alieva, V. Lopez, F. Agullo-Lopez, L. B. Almeida, “The fractional Fourier transform in optical propagation problems,” *J. Mod. Opt.*, **41** (1994) 1037–1044.
- [2] P. Pellat-Finet, “Fresnel diffraction and the fractional order Fourier transform,” *Opt. Lett.*, **19** (1994) 1388–1390.
- [3] P. Pellat-Finet, G. Bonnet, “Fractional order Fourier transform and Fourier optics,” *Opt. Comm.*, **111** (1994) 141–154.
- [4] P. Pellat-Finet, *Optique de Fourier. Théorie métaxiale et fractionnaire*, Springer, Paris, 2009.
- [5] D. Mendlovic, H. M. Ozaktas, “Fractional Fourier transforms and their optical implementation,” *J. Opt. Soc. Am. A*, **10** (1993) 1875–1881.
- [6] H. M. Ozaktas, D. Mendlovic, “Fractional Fourier optics,” *J. Opt. Soc. Am. A*, **12** (1995) 743–751.
- [7] H. M. Ozaktas, Z. Zalevsky, M. A. Kutay, *The fractional Fourier transform with applications in optics and signal processing*, John Wiley & Sons, Chichester, 2001.
- [8] L. M. Bernardo, O. D. D. Soares, “Fractional Fourier transforms and optical systems,” *Opt. Comm.*, **110** (1994) 517–522.
- [9] A. W. Lohmann, “Image rotation, Wigner rotation, and the fractional Fourier transform,” *J. Opt. Soc. Am. A*, **10** (1993) 2181–2186.
- [10] P. Pellat-Finet, É. Fogret, “Effect of diffraction on Wigner distributions of optical fields and how to use it in optical resonator theory. I—Stable resonators and Gaussian beams,” *arXiv* 2005.13430v1 (2020) 1–20. (*arXiv* 2005.13430v2: 2022.)
- [11] P. Pellat-Finet, P.-E. Durand, “La notion de spectre angulaire sphérique,” *C. R. Phys.*, **7** (2006) 457–463.
- [12] P. Pellat-Finet, P.-E. Durand, É. Fogret, “Spherical angular spectrum and the fractional order Fourier transform,” *Opt. Lett.*, **31** (2006) 3429–3431.
- [13] J. W. Goodman, *Introduction to Fourier optics*, 4th ed, W. H. Freeman and Co, New York, 2017.
- [14] G. Bonnet, “Introduction à l’optique métaxiale. Première partie : diffraction métaxiale dans un espace homogène : trilogie structurale, dioptré sphérique,” *Ann. Télécomm.* **33** (1978) 143–165.

- [15] G. Bonnet, “Introduction à l’optique métaxiale. Deuxième partie : systèmes dioptriques centrés (non diaphragmés et non aberrants),” *Ann. Télécomm.* **33** (1978) 225–243.
- [16] P. Pellat-Finet, É. Fogret, “Complex order fractional Fourier transforms and their use in diffraction theory. Application to optical resonators,” *Opt. Comm.*, **258** (2006) 103–113.
- [17] P. Pellat-Finet, É. Fogret, “Effect of diffraction on Wigner distributions of optical fields and how to use it in optical resonator theory. II—Unstable resonators,” *arXiv* 2203.14546v1 (2022) 1–25.
- [18] V. Namias, “The fractional order Fourier transform and its application to quantum mechanics,” *J. Inst. Maths Applics*, **25** (1980) 241–265.
- [19] A. C. McBride, F. H. Kerr, “On Namias’s fractional Fourier transform,” *IMA J. Appl. Math.*, **39** (1987) 159–175.
- [20] É. Fogret, P. Pellat-Finet, “Agreement of fractional Fourier optics with the Huygens-Fresnel principle,” *Opt. Comm.*, **272** (2007) 281–288.
- [21] P. Pellat-Finet, É. Fogret, “Effect of diffraction on Wigner distributions of optical fields and how to use it in optical resonator theory. III—Ray tracing in resonators,” *arXiv* 2203.16905v1 (2022) 1–32.
- [22] P. Pellat-Finet, “Double-conjugation law in geometrical coherent imaging. Application to Gaussian beams,” *arXiv* 2212.02328v1 (2022) 1–19.