



HAL
open science

Relating different dimensions of bodily experiences: Review and proposition of an integrative model relying on phenomenology, predictive brain and neuroscience of the self

Lisa Raoul, Marie-Hélène Grosbras

► To cite this version:

Lisa Raoul, Marie-Hélène Grosbras. Relating different dimensions of bodily experiences: Review and proposition of an integrative model relying on phenomenology, predictive brain and neuroscience of the self. *Neuroscience and Biobehavioral Reviews*, 2023, 148, pp.105141. 10.1016/j.neubiorev.2023.105141 . hal-04055727

HAL Id: hal-04055727

<https://hal.science/hal-04055727v1>

Submitted on 3 Apr 2023

HAL is a multi-disciplinary open access archive for the deposit and dissemination of scientific research documents, whether they are published or not. The documents may come from teaching and research institutions in France or abroad, or from public or private research centers.

L'archive ouverte pluridisciplinaire **HAL**, est destinée au dépôt et à la diffusion de documents scientifiques de niveau recherche, publiés ou non, émanant des établissements d'enseignement et de recherche français ou étrangers, des laboratoires publics ou privés.

Relating different Dimensions of Bodily Experiences: Review and proposition of an integrative model relying on phenomenology, predictive brain and neuroscience of the self

Lisa Raoul¹ and Marie-Hélène Grosbras^{1*}

¹Aix Marseille Univ, CNRS, LNC, Laboratoire de Neurosciences Cognitives, Marseille, France

lisa.raoul@univ-amu.fr; marie-helene.grosbras@univ-amu.fr

Correspondence should be addressed to Marie-Hélène Grosbras, Aix-Marseille Université, Laboratoire de Neurosciences Cognitives, CNRS-Aix-Marseille Université, 3 place Victor Hugo, 13003 Marseille, France. Email : marie-helene.grosbras@univ-amu.fr

Competing interests statement : The authors declare no competing interests.

Highlights

- Heterogeneous literature on bodily experiences is an obstacle for interdisciplinary and applied research on related disorders
- Traditional body image/schema dichotomy lacks in describing relationships between various dimensions of bodily experiences
- Merging phenomenology and recent neuroscience theories allows proposing a model in which various bodily experiences interact

Abstract

How we mentally experience our body has been studied in a variety of research domains. Each of these domains focuses in its own way on different aspects of the body, namely the neurophysiological, perceptual, affective or social components, and proposes different conceptual taxonomies. It is therefore difficult to find one's way through this vast literature and to grasp the relationships between the different dimensions of bodily experiences. In this narrative review, we summarize the existing research directions and present their limits. We propose an integrative framework, grounded in studies on phenomenal consciousness, self-consciousness and bodily self-consciousness, that can provide a common basis for evaluating findings on different dimensions of bodily experiences. We review the putative mechanisms, relying on predictive processes, and neural substrates that support this model. We discuss how this model enables a conceptual assessment of the interrelationships between multiple dimensions of bodily experiences and potentiates interdisciplinary approaches.

Keywords: Body; phenomenal consciousness; self-consciousness; bodily self-consciousness

I) Introduction

As human beings, we experience our body in multiple ways: as an object we can look at, as a source of feelings, as a social object embedded into cultural norms, as the primary sense of self, as a set of sensory receptors allowing perception of the external world, as a biomechanical support for action, etc. How the different dimensions of bodily experiences relate to one another is of paramount importance in many situations. For example, do individual with anorexia nervosa act as if they have an oversized body? Do the morphological changes occurring during adolescence alter the representation of body size and shape? Do my feelings about my body's shape influence my sensations and *vice versa*...?

This paper discusses how to study interactions between the motor, multisensorial, affective, cognitive and social aspects of bodily experiences. We first provide an epistemological perspective on the terminologies used in previous models (i.e. body schema and body image) and discuss their limitations. We argue that this question touches on one of psychology's central problem: the notion of the self in its sensory instantiation. We propose to draw from phenomenological approaches to merge conceptual accounts of different dimensions of bodily experiences with models of self-consciousness and phenomenal consciousness. We then review empirical and theoretical work on bodily self-consciousness that highlights the role of sensory signals in bodily self-consciousness, self-consciousness and phenomenal consciousness. Based on this review, we propose a theoretical model that allows conceptualizing the relationships between different dimensions of bodily experiences and the self. As such, it allows for an interdisciplinary approach on disorders implying both psychological and physiological aspects of bodily experiences like anorexia nervosa.

II) Multiple bodies in the literature and the shortcomings of the body image/body schema dichotomy in apprehending the multidimensional body

One difficulty in questioning the relationships between various dimensions of bodily experiences relates to the multiplicity of terms used in different research fields and their imprecision. An abundant literature has already reviewed the history of body-related concepts and the ambiguities in terminologies, notably with respect to the distinction between body schema and body image (see for example (Berlucchi & Aglioti, 2010; de Vignemont, 2010,

2020; Gallagher, 1986, 2005; Maravita, 2006). Here, we will focus on the limitations of these approaches for studying the relationships between multiple dimensions of bodily experiences.

In neuropsychology, movement science and cognitive science, most studies focusing on the body as a support for action refer to the seminal article published in 1911 by the neurologists Head and Holmes (see for example Assaiante et al., 2014; Holmes and Spence, 2004; Maravita et al., 2003; Martel et al., 2019). In this article, the authors proposed to call *schema* a combined standard, against which all subsequent changes in posture are measured before they enter consciousness. They distinguished it from the visual or motor *image* of the body that can be “recalled into consciousness” (Head and Holmes, 1911). As de Vignemont (2020) proposed, Head and Holmes can be considered as the pioneers of the representationalist approach, which bases bodily experiences on representations, defined as internal cognitive structures “that function to track the state of the body and encode it, that can misrepresent it and that can be decoupled from it”. Besides, many recent studies in psychiatry, notably those dealing with eating disorders (see for example Gardner and Brown, 2014; Sattler et al., 2020), refer to the work Schilder (1935) who also used the term body image, which he defined as the “the picture of our own body which we form in our mind, that is to say the way in which the body appears to ourselves” (quoted in Gallagher, 1986). Schilder was the first to emphasize the role of the “unconscious libidinous elements” and “socially formed images of the body”.

The model of two distinct representations, the body schema and the body image, has been regularly used in cognitive science and neuroscience (de Vignemont, 2010, 2020 ; H. C. Dijkerman and de Haan, 2007; Gallagher, 1986; Paillard, 1999; Pitron et al., 2018; Pitron and de Vignemont, 2017) and in eating disorders literature (see for exemple Keizer et al., 2013). Today, research investigating the relationships between different dimensions of bodily experiences often aims at characterizing interactions between body schema and body image (see for example(Gadsby, 2017; Irvine et al., 2019; Pitron et al., 2018; Pitron & de Vignemont, 2017) Gadsby, 2017; Irvine et al., 2019; Pitron et al., 2018; Pitron and de Vignemont, 2017). But as definitions of these terms vary, closer either to the one from Schilder or to the one from Head and Holmes, it is difficult to get an integrative view of this research. Despite some consensus, the criteria used to distinguish between body image and body schema are disparate (de Vignemont 2010). Concerning the consensual aspect, most studies associate the body schema to information about the physical properties that serve posture and action

control. The term body image has often been used for experiences during which subjects direct their intention towards the body as a physical object and form a mental visual image of its size and shape. A sub-division into a “perceptual” component, an “affective” component, and a “cognitive” component of body image is also often used in research on eating disorders (Cash, 2004; Gaudio et al., 2014; Gaudio and Quattrocchi, 2012). The perceptual component is related to the identification, detection, and estimation of one’s own body size; the affective component refers to the positive or negative feelings towards one’s own body; and the cognitive component is defined as cognitive investment in body image or beliefs about the body’s size and appearance (Cash, 2004). Yet the distinction between body schema and body image depends on the fields and questions of interest. Indeed, researchers have distinguished body schema from body image based on availability to consciousness (unconscious versus conscious), temporal availability (short-term versus long-term), format (sensorimotor versus visual) or functional role (action versus perception) (de Vignemont, 2010). So, referring to body image/ body schema relationship raises issues overlapping with a variety of research questions including the integration between bottom-up and top-down sensory processing, the relationship between unconscious process and access to consciousness, the overlap between action control and perception, etc.

A point of concerns deals with whether the body considered as the mean to perceive the external world refers to body schema or body image. On one hand, Gallagher, (1995) pointed that the body schema “corresponds to the body as it functions to make perception and action possible”. Only the body as it is consciously perceived (and not used to perceive) and visually represented is linked to body image. On the other hand, other authors from the representationalist approach have postulated that the dimension of the body that is used to perceive sensory stimulations pertains to the body image (de Vignemont, 2010; Dijkerman and de Haan, 2007; Pitron and de Vignemont, 2017). They mapped the body schema/ body image dichotomy to the two-pathways model of sensory information processing according to which information is processed in parallel by different brain circuits for action (e.g., planning hand movements; dorsal pathway) and for perception (e.g., object recognition; ventral pathway), respectively. The body schema would depend on the dorsal pathway and be related to action only (not perception), and the body image would depend on the ventral pathway and be related to perception (Dijkerman and de Haan, 2007). These two conceptions can lead to different interpretations. Indeed, whereas a distorted perception of passive touch would

imply a body schema distortion following Gallagher's definition, it would imply a body image distortion according to de Vignemont's definition.

Elaborating from this position, Pitron and colleagues (Pitron et al., 2018; Pitron and de Vignemont, 2017) proposed a theoretical model in which both body schema (action-related) and body image (perception-related) are based on multisensory signals as well as on *prior knowledge*. Each representation could be one prior among others to build the other one. These two dimensions of bodily experiences would thus influence each other mutually and the relationship between the two could be explained by a *co-construction*. For example, a distorted perceptual body image could be a prior for updating the body schema, which would therefore also be distorted. Such a strict separation between action and perception (in general and in the case of the body) is however questionable. From a phenomenological point of view, it is difficult to imagine a body image that does not take into account the fact that the body is a support for action. From a neurophysiological point of view, the separation of functions between the dorsal and ventral pathways is challenged by the growing evidence of extensive crosstalk between the two pathways (rev. in de Haan and Dijkerman, (2020)). As a result, the idea that there are two distinct representations based on functional properties supported by distinct brain circuits is questioned. Therefore, it remains unclear whether studying the multidimensional body in terms of body schema/body image relationship can hold.

Additionally, independently of the distinction used, it is challenging to empirically isolate the body schema from the body image. For example, one popular task used to study body schema, and its potential distortion, consists in asking participants to judge the smallest aperture between two sliding doors they could pass through (e.g., Irvine et al., 2019). Since this task is related to action, in the sense that it is resolved by simulating the action of walking through, authors using functional criteria to differentiate body schema and body image consider that it engages the body schema. But one may argue that this task also implies the subject's intention to be directed towards the size, the width and shape of the body; thus, it may also require to appraise the body as an object, and therefore body image. This task is thus limited if one wants to understand the relationship between action-related processes and other dimensions related to consciousness of body size and shape. Nevertheless, from a theoretical point of view, interpreting this task as specifically assessing the body schema is coherent with Schwoebel and Coslett's (2005) who argued that we can be conscious of the body schema during motor simulation tasks. But this body schema, which is here consciously

accessible, would therefore need to be separated from Gallagher's body schema, which is "subconscious" and "unowned" (Gallagher, 1986). Thus, Schwoebel and Coslett's (2005) are talking about a bodily experience that is different from Gallagher's one. In other versions of the aperture task, participants have not only to imagine but also to execute the action by walking through door-like openings varying in width (Metral et al., 2014). But these versions do not allow isolating the body schema either: they involve elements related to body image as they imply directing intention towards the body size and shape and should thus also be differentiated from Gallagher's body schema, which is "extra-intentional". Other tasks used to evaluate body schema consist in asking the participant to point to a touched or named body part. But these tasks are also not exclusive, as they require a memory of the body size and relation between the pointing hand and the touched body part, neither exhaustive as they focus on only one part of the body (de Vignemont, 2010).

With respect to body image, one task sometimes deemed specific is to ask participants to draw themselves (Guez et al., 2010) or someone of the same body size (rev. in Havé et al. 2021). But here again one may argue that this task mobilizes having an accurate internal representation of body parts topology, which typically concerns body schema. Other tasks, referred to as "body size estimation tasks", consist in asking participants either to select the body size they estimate to be their own among a set of individualized weight-distorted photos, videos or virtual avatars representing their body (depictive methods), or to estimate their body parts size on a spatial scale (metric methods) (Mölbart et al., 2017). While these tasks undoubtedly tap into body image as defined by representationalist approaches, it is not clear however to which dimension of body image they are specific. Indeed, some authors claim that errors are unlikely to reflect purely a disturbance in the perceptual domain as one cannot adequately ensure "that cognitive and emotional aspects of body image do not 'contaminate'" how the task is performed (Mussap and Salton 2006; see also Cornelissen et al., 2019; Legrand, 2010b; Mölbart, Klein, et al., 2017). As pointed by Gallagher, many results from body-image tests "bear a closer relationship to [the subjects'] attitudes to treatment or the experimenter than to [the subjects'] perception of their bodies" (1986). Furthermore, in patients (Cash and Deagle, 1997), as well as in healthy populations (Longo and Haggard, 2012), results from the depictive and metric methods do not correlate, casting doubts on their potential to measure the same entity. Longo et Haggard (2012) also reported a distortion of the hand size estimation that was intermediate between the real size and the level of

distortion in localization (measured in another task); they concluded that at least the metric version of the body size estimation task involves not only a perceptual (visual) representation of the hand, akin to body image, but also some somatosensory representations, akin to body schema.

Many empirical studies combined several of these tasks, providing valuable information on the relationship between different dimensions of bodily experiences (Campione et al., 2017; Guardia et al., 2012; Irvine et al., 2019; Keizer et al., 2013; Lautenbacher et al., 1993; Longo and Haggard, 2012; Metral et al., 2014; Salomon et al., 2012). But due to the divergent definitions of the concepts these studies manipulate, it is ultimately impossible to integrate their findings into a comprehensive model based on the sole dichotomy between body schema and body image.

In sum, even if the concepts of body schema and body image are relevant for some research fields, the definition, and criteria for differentiating the two, as well as the experimental paradigms to study them, are not consensual. Consequently, the interrelation between body schema and body image is also ill-characterized. Therefore, it becomes challenging to connect studies addressing one or another approach and to understand the relationships between multiple dimensions of bodily experiences.

Alternative models have been proposed. Some added other categories of representation (Longo, 2016; Schwoebel and Coslett, 2005). Longo (2016) proposed for example a taxonomy with six representations (the body image, the body schema, the superficial schema, the body model, the body as a distinct semantic domain and the structural body). But the question of how many body representations exist seems unsolvable, in view of the variety of ways to experience our own body (de Vignemont, 2007; Kammers et al., 2010). These models are thus restricted to address only a specific question or pathology; they do not allow integrating the various dimensions of bodily experiences comprehensively. Other authors have proposed that a supramodal entity called *long term body image* (Gadsby, 2019; O'Shaughnessy, 1998) or *body matrix* (Melzack, 2005; Moseley et al., 2012) would determine and influence the subordinate dimensions. Recently, Riva (2018) presented a detailed model in which the supramodal representation *body matrix* contains stored information not only from perceptual experiences (i.e., the size and the shape of the body) but also from conceptual attributes (i.e., the meaning attributed to the body), and episodic memory (i.e., the key autobiographical events related to the experience of the body). This stored information would be used to

calibrate multisensory inputs. Although the notion of body matrix incorporates the emotional and perceptual aspects of the body with its neurophysiological dimensions, it is still limited when it comes to integrating the vast research presented above, more particularly differentiating what is part of consciousness and what belongs to unconscious processes or differentiating what is intentional or non-intentional (see after). de Haan and Dijkerman (2020) also called into question the idea of two separate body representations based on two independent pathways. They proposed a model of somatosensory processing in the brain based on five different networks involved in separate subfunctions (“haptic object recognition and memory”, “body perception”, “body ownership”, “affective processing”, and “action-related somatosensory processing”). The authors emphasize however that these networks are highly interconnected and multimodal in nature. But these models are still incomplete when it comes to describing an integrative view of the bodily experiences. In particular, with respect to sensory processing, a larger part should be given to interoception, vestibular system and sense of movement. Concerning the conceptual level, the social and emotional aspects of experience of having a body, as well as non-bodily self-related processes or the perception of others’ bodies are not accounted for. To address these limitations, we propose a new model based on an integrated and interdisciplinary approach drawing from a conceptual clarification from phenomenal approaches as well as recent findings from studies on bodily self-consciousness, self-consciousness and phenomenal experience.

III) Organizing and defining conceptual boundaries of the different dimensions of bodily experiences through the lens of phenomenology

An author frequently cited in the domain of body investigation is Merleau-Ponty. The French philosopher used the term *body schema*, which he defined as a set of sensorimotor laws built through experience — rather than a sensorimotor representation — that constrain the perceptual and motor experiences of the body (Merleau-Ponty, 1945). As we already stated, this concept can easily lead to miscommunication and complexify the understanding of the multiple dimensions of bodily experiences. The phenomenological approach, however, is useful for elucidating the relationships between different dimensions of bodily experiences since it emphasizes subjectivity and *experience*. In fact, while different research fields, or even individual studies, have used various terms and sometimes idiosyncratic definitions to investigate the body, what is also common to all these situations is the experience of the

subject, the phenomenal consciousness, the “it feels like something to” (Nagel, 1974) . As defined by Chalmers (1995), “there is something it is like to be a conscious organism. This subjective aspect is experience.” By examining where in the experience, different studies place the body, and which body dimensions they consider (Figure 2), we hope to expose conceptual links between definitions of body dimensions as used in different disciplines and traditions. We will here restrict our analyses to experiences involving a “usual” state of consciousness (not meditating or sleeping for example).

Our starting point (see Figure 1) comes from a philosophical tradition (Husserl, 1989 cited by Legrand, 2006a) put forward by the psychologist and philosopher (Legrand, 2007) who emphasizes that any conscious experience can be defined by an object-directedness (intentionality) and by a subject-relatedness (first-person standpoint). Intentionality refers to the fact that consciousness is always directed towards an object, be it material, conceptual or an event. The content of subjective experience refers to phenomenal consciousness and is present only in the subject, it exists only for her/him (see Figure 2 inside the pink circle). In our schema all elements inside the pink circle represent the content of experience (by definition, unmaterial), whereas all elements outside the pink circle are neurophysiological events — are part of the physical or objective world — and shape the content of phenomenal consciousness. In line with phenomenological approaches that emphasize the distinction between the external world that exists through consciousness — i.e., through a subject — and the objective external world, we place the objects of intention *in* the subject’s consciousness. Thus, in this schema, the body can be placed first in the pink circle, i.e., as an *intentional object* of one’s conscious experience (see Figure 2.B). This is for example — but not only, — when we think about or look at it, as we could do for any other physical object present in the external world. Like for any object, the experience of the intentional-object body and the physical-object body are not isomorphic. For example, when anorexic patients turn their intention towards how their body looks like, pondering its size and shape, they may experience it bigger than it is in the objective external world (see below for more debate on this point).

From this basic definition of experience, let’s delve into what constitutes an experience. As explained by Legrand (2006a, 2007), when my intention is directed towards an object, for example when I look at a tree or when I look at myself in the mirror, I am conscious of the object of my intention (the tree or the physical image of my body), but I am also implicitly conscious of the *I* of this experience — even if my intention is not turned

towards this *I*. I am implicitly aware that I am a subject, that I exist as a self, that the tree is seen by somebody, that I am able to see my body's reflection. This sense of self is defined as the minimal or pre-reflexive *self-consciousness*. A pre-reflexive state, which is minimally or elusively conscious (Legrand, 2007), is not to be confounded with an unconscious process. The former, contrary to the latter, is *in* the sphere of consciousness, even if it is not the intentional object. According to many authors with a phenomenal approach, pre-reflexive and implicit *self-consciousness* serves as a transparent foundation for all other experiences; it structures them and influences their quality (Legrand, 2006a). This might be related to the proposition that a baseline internally generated brain activity conditions perception and cognition in relation to the subject (self-related processing) (Northoff, 2016). We therefore propose implicit self-consciousness process as a basis of phenomenal consciousness in the model we propose in part V.

The neuroscientist Blanke and the philosopher Metzinger (2009) relate pre-reflexive self-consciousness to the pre-reflexive sense of being an embodied subject (see also Faivre et al., 2015; Gallagher, 2005). This is in line with a philosophical tradition that points that any phenomenal experience presupposes the experience of the body lived in its subjectivity (Legrand, 2006b), or a "lived body" according to Merleau-Ponty (1945). This implicit and pre-reflexive experience of being the subject of a given experience can also be referred to as *bodily self-consciousness* (Blanke et al., 2015; Legrand, 2006b, 2007; Lenggenhager et al., 2007; Ronchi et al., 2018). Bodily self-consciousness is therefore also a foundation for phenomenal consciousness (see Figure 2C.). Bodily self-consciousness is often defined as being constituted by four feelings: ownership (the feeling that one body is one's own), agency (the feeling of self-generating action), first-person perspective (the feeling that "I see the world from here"), and self-location (the feeling that I am in my body) (Blanke, 2012). Since the beginning of the 21st century, a broad research field has been studying the role of multisensory inputs in the emergence of bodily self-consciousness. The body is analyzed in its neurobiological aspects, as a set of sensorimotor inputs (see Figure 2.C). Within this field a number of authors, based on theoretical and empirical grounds, discuss the fact that the integration of these bodily signals also constrains the content of phenomenal consciousness (Faivre, Arzi, et al., 2017; Tallon-Baudry et al., 2018). In this research framework, the neurophysiological dimension of the body structures and influences all experiences and mental states, including those directed towards the self as an object (Qin et al., 2020).

Here it seems necessary to insist on the differentiation between the content of subjective experience and the mechanisms sustaining this experience. When we use the term “body”, in some cases we refer to the body as part of the *content* of phenomenal consciousness: the body is then in the consciousness’ sphere, as the intentional object of experience (for example when I create a mental representation of my body size) (body in Figure 2.B) or as the non-intentional, implicit and pre-reflexive bodily self. In other cases, the body is just part of the *mechanism* that sustains or shapes the content of consciousness (body in Figure 2.C). Thereby, the content of phenomenal consciousness when we experience the body as an intentional object needs to be clearly distinguished from the multimodal and multi-level mechanisms supporting this experience. This conceptual distinction becomes harder when talking about experiences during which intention is directed towards the neurophysiology of the body – the sentient and acting body. We think here of tasks directing intention towards one’s own body moving or towards a mental representation of movement, as for example in the aperture judgment task described above. In these situations, the intentional content of phenomenal consciousness, the mentally represented sensations and movements — what Schwoebel et Coslett (2005) called body schema — is distinct from the set of neurophysiological processes sustaining this experience — composed in part of what Gallagher called body schema (1995). Firstly, in this situation, one can have a mental picture of one’s body moving but one has no access to the neurophysiological mechanisms of sensorimotor integration (Gallagher, 1986, 1995). Secondly, the neurophysiological activity enabling the mental image involves multimodal and multi-level processes that are not restricted to sensorimotor inputs but also include affect, knowledge and beliefs related to the self and the bodily self (Guillot and Collet, 2005; Reed, 2002). Of course, the intentional content and the underlying sensorimotor mechanisms are not independent. It is well accepted for example that imagined and executed actions share some neural substrate (Decety, 1996). In this sense, the content of experience can inform partially about the neurophysiological mechanisms in question. But the content of consciousness does not tell the whole story, nor only the story, of sensorimotor inputs integration in the previously cited tasks.

Finally, as we will see in the following part, all experiences, including those during which intention is directed towards our body as an object, implies multilevel and multimodal mechanisms. The content of phenomenal consciousness is always shaped by multisensorial bodily inputs as well as high-level mechanisms. Recent findings from studies investigating

phenomenal consciousness, self-consciousness, and bodily self-consciousness, in particular those using illusions, allow for a deeper comprehension of these mechanisms. Starting from research showing that multisensorial bodily inputs and higher-level mechanisms shape bodily self-consciousness, we attempt to incorporate all these findings into a single comprehensive model.

IV) Review of evidence that multisensorial bodily inputs and higher-level mechanisms are involved in bodily self-consciousness

Since Botvinick and Cohen's seminal article in 1998, illusions paradigms have become classic tests to study bodily self-consciousness. The authors induced an illusory feeling of ownership over a rubber hand by putting it on a table in front of the subject, hiding her real hand, and stroking simultaneously the rubber and real hand (Rubber Hand Illusion). About 10 years later, based on the same visuo-tactile congruence principle, the full-body illusion paradigm was used to induce the illusory feeling of ownership and agency over a virtual or mannikin's whole body presented in third person perspective (Aspell et al., 2013; Lenggenhager et al., 2007) or in first person perspective (Maselli & Slater, 2013; Petkova, Björnsdotter, et al., 2011; Petkova & Ehrsson, 2008). In these studies, the virtual body (or manikin body), presented via a virtual reality device (or head-mounted displays connected to a pair of cameras mounted on the head of a manikin), is perceived as being the source of the associated bodily sensations and as being the subject's own body. The feeling of body ownership is stronger in first person than in third person perspective (Petkova, Khoshnevis, et al., 2011). Initially, full-body illusions were induced *via* visuo-tactile congruent stimulations (Petkova and Ehrsson, 2008): observers experienced tactile stimulation on their body and simultaneously saw the mannikin or avatar being touched at the corresponding location on the body. Subsequent studies reported that visuo-proprioceptive or visuo-motor (Maselli and Slater, 2014; Peck et al., 2013) stimulations could also induce the illusion. Interestingly inducing an illusion on a body-part, namely the hand, creates a drift in the perceived location of the hand as well as a shift in the perceived orientation of the body, demonstrating a tight link between body-part and full-body ownership feelings (Olivé and Berthoz, 2012). Combining full-body ownership illusion with galvanic vestibular stimulation, Preuss and Ehrsson (2019) revealed that vestibular inputs also influence the strength of the illusion, and are thereby involved in bodily self-consciousness. Proprioceptive signals were also found to

have a role in bodily self-consciousness since proprioceptive noise (induced by muscle vibration) modulates self-identification with the virtual body (Palluel et al., 2011). Banakou et al. (2013) and Peck et al. (2013) also reported that first-person perspective full-body ownership illusion over an avatar, induced by synchronizing virtual and real body movements, is extinguished when the virtual body moves asynchronously with respect to the subject's real movements. The role of interoceptive signals has also been reported (rev. in Park and Blanke, 2019; Seth, 2013; Seth and Tsakiris, 2018). For instance, a virtual body flashing in synchrony with the subject's respiration pattern (Allard et al., 2017) or heartbeat (Aspell et al. 2013) induced a stronger illusion compared to a body flashing asynchronously. This effect was stronger in people with a lower capacity to perceive their interoceptive sensations (Tsakiris et al., 2011). Coupling neuroimaging and full-body illusion, Park et al. (2016) showed that transient modulations of neural responses to heartbeats covary with the illusion. This suggests that central interoceptive inputs integration also supports bodily self-consciousness. In sum, illusions reveal that bodily self-consciousness results from the integration of multiple bodily signals: visual, tactile, vestibular, proprioceptive and interoceptive (see reviews in Kilteni et al., 2015; Park and Blanke, 2019; Ronchi et al., 2018; Tsakiris, 2017). Disorders of bodily self-consciousness, like autoscopic phenomena (the subjective mental experience in which the person has the impression of seeing a duplicate of their own body in out-of-body space), are considered to result from an inability of the brain to process multisensory integration (Blanke and Arzy, 2005; Lopez et al., 2010; Lopez and Elzière, 2018).

Knowledge, beliefs and affects about the body as a physical or physiological object also influence bodily self-consciousness. Reviewing the modalities and conditions for inducing body-ownership illusions, Kilteni et al. (2015) proposed that *body models*, defined as mental representations of the body that contain generic information about the visual, postural and structural properties of the human body, respectively, contribute to creating bodily self-consciousness. For instance, the rubber hand illusion vanishes when the object seen in place of the hand is not a plausible representation of a hand but a wooden block with carved wrist and fingers (Tsakiris et al., 2010). The extent to which the discrepancy between the seen body and the subject's actual body can impact the strength of the illusion remains a matter of debate, however. Some authors reported, for example, that the size of the rubber hand modulates the apparition (Pavani and Zampini, 2007) or the strength (Ijsselstein et al., 2006) of the illusion and concluded that specific cognitive mechanisms may constrain the illusion,

whereas other authors did not report significant differences when using a small (e.g., hand size of a small child) or large hand (e.g., hand size of a tall man) (Heed et al., 2011). Similar results are observed at the whole-body level: several studies have reported ownership illusion towards artificial bodies of different sizes (Banakou et al., 2013; van der Hoort et al., 2011), sexual characteristics (Slater et al., 2010; Tacikowski, Fust, et al., 2020) and shapes (Normand et al., 2011; Preston and Ehrsson, 2014, 2016; Provenzano et al., 2019; Rubo and Gamer, 2019). The illusion appears however more easily (with less stimulation) when the seen body matches the actual features of the subject' body (similar shape, skin tone and position) (Maselli and Slater, 2013), suggesting that information related to the physical characteristics of one's own body is mobilized for bodily self-consciousness.

Additionally, the strength of the rubber hand illusion is positively associated with scores on body dissatisfaction scales (Kaplan et al., 2014), suggesting that affects and beliefs related to the body as a physical object are also associated with bodily self-consciousness. Other factors, which we regroup under the term *non-bodily self* factors, are also associated with the likelihood and strength of the illusion and are thus likely to be linked with bodily self-consciousness. For instance the rubber hand illusion correlates with temperament (Kállai et al., 2015), the presence of dissociative subtype of post-traumatic stress disorder (PTSD) (Rabellino et al., 2016), a high index on "Perception and Thinking problem" domain of Rorschach test (Burin et al., 2019), and schizotypal personality disorder (Thakkar et al., 2011). Interpersonal skills such as high empathic traits (Asai et al., 2011; Mul et al., 2019; Seiryte and Rusconi, 2015) and high index on the "Self-consciousness and Other Representation" domain of Rorschach test (Burin et al., 2019) are also associated with a stronger rubber hand illusion. During experiences of embodiment towards a virtual avatar seen from first person perspective, an internal locus of control (i.e., when people believe that they have control over the outcome of events in their lives, as opposed to external forces beyond control) is positively correlated with a higher sense of agency, whereas an external locus of control is positively correlated with a higher body ownership feeling (Dewez et al., 2019). All these *non-bodily self* factors are associated with interindividual variability in bodily self-consciousness. Interestingly, knowledge about the physical world in general, and individual perceptual biases also influence the illusion: for instance, the visual influence of the frame in the rod-and-frame test correlates with the strength of rubber hand illusion (David et al., 2014).

V) Proposition for an integrative model

1) The model

A) Multiple levels organized in a generative model of bodily self-consciousness.

The findings reported above highlight that both multisensory inputs and higher-level mechanisms related to the bodily and non-bodily self constrain bodily self-consciousness, as assessed by illusions. Building from these findings and theoretical multi-level descriptions of self-consciousness (Gallagher, 2005; Riva, 2018; Seth and Friston, 2016; Tsakiris, 2017), we propose here a simple classification of the different components constraining bodily self-consciousness. We distinguish different levels ranging from unimodal sensation (visual, tactile, vestibular, interoceptive, proprioceptive) to multisensory integration (or body mereology), to levels related to body as a physical object, up to more abstract representations of self that we qualify as non-bodily self and, to social and external world related levels (Figure 3). Together, these levels constitute a global dynamic generative model, which integrates information from each level and sustains bodily self-consciousness.

B) Bayesian and predictive coding model of bodily self-consciousness.

The way bodily self-consciousness - or some components of it like ownership feeling - can emerge from these multi-level factors has been explained in the context of predictive coding and Bayesian approaches of brain functions (Apps & Tsakiris, 2014; Chancel et al., 2022; Fang et al., 2019; Kiltner et al., 2015; Preuss Mattsson et al., 2022; Samad et al., 2015; Seth, 2013; Tsakiris, 2017). In the Bayesian probabilistic framework, the sense of one's own body is solved by a process of "causal inference" in which the brain infers the probability that sensory signals share a common cause based on spatial proximity, simultaneity, temporal correlation, sensory uncertainty, and prior perceptual experiences (Samad et al 2015; Fang et al 2019; Chancel et al 2022). According to predictive coding theories, the way we perceive and experience the world and the self relies on the brain ability to interpret incoming inputs based on predictions. Schematically, once noisy bottom-up multisensory inputs arrive from the periphery, the brain uses stored predictions to decode these signals and to infer the most likely features of objects and events at the origin of these signals. The content of experience is thereby specified by these organized generative processes that make top-down *predictions* about the causes of sensory signals. These predictions are based on priors about the body, the self and the world (Friston, 2009; Seth, 2013; Tsakiris, 2017). Inputs from the periphery are

compared to these probabilistic predictions. At each level of the model, if predictions stored in priors and incoming information do not match, then *prediction errors* are computed. These prediction errors can be minimized either by updating the different predictions, or by performing actions to bring sensory inputs closer to predictions (active inference) (Seth, 2013). Actions here could be voluntary but also involuntary or autonomic (Seth and Tsakiris, 2018). Whether predictions are updated or whether actions are performed to change the sensorial inputs depends on precision weighting. Indeed, both predictions and incoming inputs vary in precision and are thus more or less reliable. Signals that are the most precise receive a higher relative weight (Apps and Tsakiris, 2014; Tsakiris, 2017). So, when sensory inputs are not reliable — i.e., are noisy — prediction errors will be minimized through active inference. On the contrary, if sensory inputs creating prediction errors are highly reliable, prediction errors will be minimized through an updating of predictions. According to this theory, the brain learns through time and experience the best set of relative weights to assign to the different incoming inputs and to the different predictions. This weighting rules are stored in an integrative instance constantly updated. Thereby, the content of phenomenal consciousness is shaped by — and at the same time influences — a dynamic model composed of priors, weighting rules and neurophysiological inputs (Figure 3).

For example, Tsakiris (2017) explains that during the rubber hand illusion, visual and tactile inputs suggest that what I am looking at is my hand whereas proprioceptive inputs suggest that my real hand is not exactly where I see it. This conflicting information between different sources of unimodal bottom-up information does not fit the top-down predictions of the multisensory priors; prediction errors are created. These prediction errors may be minimized through two kinds of inference. Firstly, some priors may be updated in the organized generative model. This may result in a change in the phenomenal content, creating the feeling that this rubber hand is mine. Secondly, active inference may change input sampling and the way my brain integrates inputs from my hands. This would explain why ownership illusion over a rubber hand with a larger or smaller grip aperture impacts grasping movements (Kammers et al., 2010) or why body ownership led to decreases in tactile sensitivity in my real hand (Ataka et al., 2022) and body (Aspell et al., 2013). In contrast, if the illusion does not occur, this indicates that the priors related to multimodal, bodily, and non-bodily self are precise and robust enough and/or that the integrative instance correctly attributes a high confidence to proprioceptive inputs and low confidence to visual input. The frequency and

strength of the illusion is thus inversely correlated with the precision and robustness of the whole model (Tsakiris, 2017). In this view, illusion paradigms can inform about robustness of the whole organized generative model sustaining phenomenal consciousness.

By integrating many dimensions of the self and the body, - namely unimodal bodily inputs, multisensorial body, body as an object, non-bodily self, physical and social world related parameters - and by relating them to phenomenal consciousness, this model can account for a large number of empirical results relating different dimensions of bodily experiences. For example, active inference, changing sensorimotor signals and thereby motor commands, would explain why ownership illusion of a virtual body more corpulent than the participant's actual body increases safety distances with the walls when walking (Rubo and Gamer, 2019). Active inference during full body illusion could also modulate corollary discharge during motor preparation and decrease pain perception (Hänzell et al 2011) (see (Pyasik et al., 2022) for a recent review on how full body ownership illusions influence action execution, pain and body perception). Changes in reports of own-body or self representational features could result from prediction updating. For instance after induction of the rubber hand illusion, participants perceive their own hand as significantly more similar to the rubber hand (Longo et al., 2009) or significantly smaller (Carey and Preston, 2019); illusory ownership of a slimmer body decreases the perceived body width and increases subjective body satisfaction (Preston and Ehrsson, 2014); experiencing body ownership of a child avatar promotes self-attribution of child-like attributes (Banakou et al., 2013).

The implicit experience of being a bodily self relies on a dynamic process that permanently compares upcoming inputs to stored priors and permanently updates these priors. Transient embodiment feeling during asynchronous visuo-proprioceptive stimulation (in full-body illusions paradigms; Keenaghan et al., 2020) could reflect the time needed to compute prediction errors arising from the incongruent multisensorial stimulation and to update the priors (i.e transform 'the body I see is mine' vs 'the body is not mine'). The tolerance to some delay between visual and tactile stimulation for experiencing the ownership feeling could reflect a low weight to the error precision, that could also generalize to other phenomena requiring temporal integration (Costantini et al., 2016).

2) Evidence that bodily signal inputs and higher-level mechanisms are implicated in self- and phenomenal consciousness

Considering on one hand the role of bottom-up multisensory signals and of an organized brain model for bodily self-consciousness, and, on the other hand, the view of bodily self-consciousness as a foundation for self-consciousness and phenomenal experience, one might hypothesize that mechanisms for bodily signals prediction also underlie self-consciousness and phenomenal consciousness in general. A number of empirical studies tend to support this idea.

For example, Babo-Rebelo et al (2016) reported that heartbeat-evoked responses in the precuneus and posterior cingulate cortex covary with the self-relatedness of spontaneous thoughts during mind-wandering, indicating a relationship between interoception and pre-reflexive self-consciousness. Also, when participants were asked to imagine themselves (from a first-person perspective) or a friend (from a third-person perspective) in various scenarios, the amplitude of heartbeat-evoked responses differed (Babo-Rebelo et al., 2019). This is in line with Tallon-Baudry 's review (2018) that highlights the importance of central processing of interoceptive inputs for adopting a first-person perspective (see also Seth, 2013; Seth and Tsakiris, 2018). Likewise, meta-cognition, a form of self-consciousness, is influenced by sensorimotor signals as evidenced by the fact that evoking sensorimotor conflicts while participants perform a perceptual task impacts confidence judgments on performance (Faivre et al., 2020).

These predictive processes impact more generally how we experience the external world (Harris et al., 2015; Park & Tallon-Baudry, 2014; Pyasik et al., 2022). Park (2014) reported for example that spontaneous fluctuations in neural responses to heartbeats predict visual detection of near threshold stimuli. Faivre et al. (2017) showed that in a rubber hand illusion paradigm, participants perceived a lateral drift of a visual image projected on their hand towards the rubber hand only when the rubber hand was embodied, indicating that multisensory integration impacts the way subjects perceive external stimuli in peripersonal-space. Van der Hoort (2011) and Banakou (2013) also demonstrated that body ownership illusion over a body with a different size influences the perceived size of external objects. Besides, induction of unusual bodily self-consciousness experiences, investigated through ownership illusions over avatars from different ethnic or social group, might modulate the affective and social content of phenomenal consciousness related to others (Banakou et al.,

2013; Farmer et al., 2014; Maister et al., 2015; see Pyasik et al., 2022 for a review on how full body illusions influence perception of external object and social cognition).

Lastly, bodily signal inputs seem to impact phenomenal content also when the object of consciousness concern non-bodily aspects of the self. Tacikowski et al. (2020) reported for example that an illusion of body swapping influences self-related concepts: after embodying a friend's body, participants rated their own personality characteristics more similarly to how they previously rated their friend's personality. (See also Pyasik et al., 2022). This is line with models that put forward the role of bodily inputs on self-related processing (Frewen et al., 2020; Qin et al., 2020).

Finally, as this predictive model implies reciprocal influences between content of experience and priors as well as between the different priors themselves, a change in one prior will result in changes in other priors. This will ultimately also influence subsequent experiences. For example, any experience during which my intention is directed towards my body as a physical object (when I look at it in the mirror or when I think about its shape and size) would rely on — and at the same time influence — priors related to multisensorial inputs integration. Reversely, any experience engaging my sensorimotor body would influence priors related to - and thus subsequent experiences engaging - the intentional body as an object and the non-bodily self. During any experience, the nature of this experience (i.e., the intentional object, the subject current states, the context ...) makes the central instance prioritize certain parameters for the generation of phenomenal content; but that does not prevent the whole set of top-down priors to be engaged. Such interdependence between priors at different levels allows identifying interaction between different dimensions of bodily experiences.

VI) Neural implementation

Describing the neural correlates of this theoretical model exhaustively would be challenging. Yet, as recent reviews highlighted, key networks of cerebral regions seem instrumental for different bodily self-experiences. Our model maps onto functional properties of and interaction between these networks.

Reviewing brain imaging, brain interference and lesion studies on different functions of somatosensation, De Haan and Dijkerman (2020) highlight key regions for contributing to body ownership and perception of somatosensory signals. More broadly, they proposed a

model with five overlapping and interconnected networks that can be equated to different dimensions of bodily experience, namely haptic object recognition, body perception (i.e. perception of somatosensory signals), body ownership, action related sensory processing and affective body perception (i.e somatosensory information that have a social and affective meaning). The overlapping and multimodal nature of these networks could support interaction between dimensions of bodily experiences and the self. Specifically, the authors highlight a number of key nodes that are involved each in several networks: (i) the inferior parietal cortex, part of the “haptic object recognition”, “body perception” and “body ownership” networks; (ii) the superior parietal cortex part of the same networks as well as “action related somatosensory processing” (i. e . all but the “affective body perception”); (iii) the ventral premotor cortex part of the “action-related” and “body ownership” networks and (iv) the anterior insula, part of the “body perception”, “affective body perception” and “body ownership” networks, while the anterior cingulate cortex is assigned to the “affective body perception” and “haptic object recognition” networks. In addition, they place the somatosensory cortex (SII) and the ventral posterior lateral nucleus of the thalamus (i.e the main entry for signals from external receptors) in all five networks. Although De Haan and Dijkerman (2020)’s review is not quantitative, it concurs to a model where body ownership feeling would be subtended by parietal regions, the somatosensory cortex , the ventral premotor cortex, parts of the insula, thalamus, and cerebellum.

This model is in line with several brain imaging studies that investigated body ownership experience. These studies have used rubber-hand or full-body illusions contrasting conditions when multisensory stimulation is congruent and gives rise to a stronger percept of embodiment of the external body, to incongruent conditions with low ownership feeling over the external-body. The first neuroimaging study on the rubber hand illusion using functional magnetic resonance imaging (fMRI) found increased activity in premotor and intraparietal areas (Ehrsson, 2004). The first study using full-body illusion reported activations in the same regions (Petkova, Björnsdotter, et al., 2011). Subsequent studies on the ownership illusion have been conducted and suggest the involvement of other brain regions. Four metaanalyses of 16-19 of these studies (Grivaz et al., 2017; Nilsson & Kalckert, 2021; Salvato, Richter, et al., 2020; Seghezzi et al., 2019) report convergent activity in parietal regions (intraparietal sulcus and/or inferior parietal lobule) and in the precentral cortex corresponding to premotor areas. Additional clusters are reported in the postcentral cortex, the insula (at a lower threshold)

(Grivaz et al., 2017) and cerebellum, inferotemporal and fusiform cortice (Salvato, Richter, et al., 2020). It has to be noted however that these metaanalyses are underpowered and mix very different experimental paradigms and statistical contrasts. On their side, Park and Blanke (2019) reviewed work on neural bases of bodily experiences not restricted to body ownership but including also self-location feelings. They integrate notably studies that manipulate self-location through induction of out-of-body experiences (Guterstam et al., 2015; Ionta et al., 2011). They proposed that interoceptive and somatosensorial signals are combined to give rise to bodily-self-consciousness. They put forward, as an underlying neural basis, a network that includes regions in precentral, intraparietal and insula as well as posterior cingulate cortex and temporo-parietal junction.

Some of these regions, supporting bodily self-consciousness have also been reported to be engaged during intentional explicit self-processing. Using a visual masked priming paradigm to dissociate the neural responses related to explicit self-processing, unconscious self-processing and perceptual consciousness, Tacikowski et al., (2017) found engagement of the medial prefrontal cortex during explicit self-processing. Many other studies mainly used tasks where the subject must explicitly turn his intention towards himself, for example by answering questions like “Does the word ‘honest’ describe you?” or “Are you a student?”. Using meta-analyses, with a large inclusion of studies of explicit self-referential experiences involving the “mental self”, i.e. reflecting on personality traits , or the “physical self”, i.e. reflecting on bodily physical features, Frewen et al., (2020) identified overlapping probabilistic convergent activity in the insula, temporo parietal junction, medial prefrontal cortex and inferior parietal cortex. This set of regions could therefore have a role in linking bodily self-consciousness and high-level mechanisms sustaining intentional self experiences. This is in line with Qin and colleagues (2020)’ s three-level model linking “bodily, environmental and mental states in the self”, which highlights the insula, temporo-parietal junction, rostral medial prefrontal cortex and precentral cortex, as common regions serving self/other distinction in different domains. Also, temporo-parietal junction and the rostral medial prefrontal cortex are part of the default mode network, which, as a whole has been implicated in implicit self-related processing in general (Northoff 2016). It would be interesting to explore further the relationship between the neural activity associated with implicit self-consciousness, on a one hand, and different dimensions of bodily experience, on the other hand. Finally, Tacikowski et al., (2017) reported that unconscious non bodily self-processing is associated with Inferior

temporal cortex activity. Therefore, it would be interesting to explore the role of this region in the relationship between unconscious non-bodily self-processing and bodily self-related processing.

In summary, a number of brain areas are involved in different processes pertaining to bodily self-consciousness, exteroceptive and interoceptive perceptions intentional, perception of the bodily and non-bodily intentional self. The central place of the sensorimotor cortex is consistent with its role in exteroception but also in experiences akin to estimating the size and shape of the body as an intentional object (Giurgola et al 2019) and in predictive coding as modeled at cellular (Brecht, 2017) and whole-brain levels (Adams et al., 2013). Therefore, the sensorimotor cortex appears as a central element at the crossroad between different components of bodily experiences. This is concordant with the fact that, although not always explicitly discussed, in most definitions of bodily self-consciousness lies the idea that the sense of self is structured by our capabilities to control our movements and actions. The experience of being an embodied subject is indissociable of the experience of being an acting subject (Berthoz, 2000). Planning an action is constrained by the body serving as a support for action in the same way that the multisensory inputs are dependent on the action plan and on the executed movements. In fact, the intention of action alone modulates multisensory integration based on prediction mechanisms. Another important region is the cerebellum, which De Haan and Dijkerman attribute only to the “body ownership” and “action related” somatosensory processing networks (2020). The cerebellum has been involved in forward and inverse internal models of action planning (Wolpert et al., 1998) but also in predictive coding in general (Sokolov et al., 2017). So, the cerebellum is certainly another hub involved in relating various body experiences. Fronto-parietal regions jointly with occipitotemporal regions are important for representing the body, own and other (Hodzic et al., 2009). They could be a substrate for storing priors about general shape and body size. It is noticeable that medial prefrontal and fronto parietal regions and insula, also participate in other people’s perception (Grosbras et al., 2005), and thereby could be involved in integrating information from bodily-self with information about the social aspects of the body. Different parts of the insula could be involved in linking the sense of bodily self to more general knowledge about the body and the social world. The ventral medial prefrontal cortex in contrast is more related to more abstract self-representations (Hu et al., 2016; Molnar-Szakacs & Uddin, 2013).

We listed different regions that are implicated in different networks. The functional connectivity patterns between these networks might support the relationships between the different levels composing the generative model we propose. The corresponding information is likely to be carried by specific rhythms in the brain (Bastos et al., 2015, p. 201). In addition, it has been proposed that self-referential processing is related to temporal patterns of intrinsic brain activity, across different frequencies, operating on relatively long timescales (Kolvoort et al., 2020; Wolff et al., 2019). It would be interesting to investigate to what extent these spatio-temporal features of connectivity could relate to experiences of the body as an object or as a subject (Northoff & Stanghellini, 2016). Ultimately future research should establish more precisely how the flexible dynamic organization of the regions we outlined adapt as a function of experiences to support learning of weighting rules and updating of priors.

This view is obviously partial, eluding for instance the role of subcortical regions. The point is that existing brain imaging and neuropsychological data are in line with the view that the different dimensions of bodily experiences are supported by a specific set of delineated interconnected areas, whose dynamic functional organization allows for specific and varied bodily experiences underlying bodily self-consciousness.

VII) Discussion

1) Consistency with empirical studies originating from representationalist approaches

The model presented above allows representing the multidirectional relationships between different dimensions of bodily experiences and the self. It allows integrating a wealth of empirical data showing that multisensory bottom-up and top-down processing shape the content of experience when we turn our intention towards our body as an object. The influence of peripheral somatosensory signals on the content of experience has been evidenced for example by Gandevia and Phegan (1999) who showed that, following peripheral nerve block or local anesthesia (or cutaneous stimulation), healthy subjects misestimate the size of the anesthetized (or stimulated) body part. Central mechanisms related to integration of bottom-up sensorimotor signals also influence the content of this experience. Giurgola et al., (2019) applied repetitive transcranial magnetic stimulation (rTMS) over the primary somatosensory cortex to interfere with the integration of sensorimotor inputs from the hand. They observed that participants overestimated the size of their own hand. Interoceptive signals also influence the phenomenal experience of the body. Sensitivity to interoceptive

sensations – measured with questionnaires — correlates with the emotional component of body image (Duschek et al., 2015; Emanuelsen et al., 2015) or self-consciousness objectification (Ainley and Tsakiris, 2013). Salvato, Romano, et al., (2020) showed that participants who tolerated negative bodily interoceptive signals better were less susceptible to malleability of the affective content of experience of the body as an object following exposition to extreme-sized bodies (thin or fat). These studies showed however only correlations between subjective interoceptive perception (i.e., what happens in the phenomenal consciousness of the subject) and phenomenal content of experiences implying the body as an object. The mechanisms by which objective interoceptive inputs influence how we experience our body as an object still needs to be investigated. Empirical evidence also supports the idea that the content of experiences can impact stored priors at unimodal as well as at more abstract levels, and thus influence subsequent experiences. For example, participants improve their interoceptive accuracy after being engaged in a task that forces them to focus on aspects of the body as an object (“focusing on their body image”) (Filippetti and Tsakiris, 2017). The same result has been observed when directing the intention of the participants towards bodily or narrative aspects of self-consciousness (participants gazed respectively at a photograph of their own face or at self-consciousness-relevant words) (Ainley et al., 2013).

2) Relationship between our model and other models and theories of body experiences and the self

Other models relate the body and the self to general principles of perception. Qin and colleagues (2020) have proposed that the self relies on neural mechanisms that integrate three levels of information processing: interoceptive, exteroceptive and mental-self. Our approach differs from theirs in several aspects. First, we place at the center of our model the differentiation between the self as a subject and the self as an object (see Legrand's (2007)). On their side, Qin and colleagues (2020) aggregate findings from studies that have investigated the self as a subject (i.e. ownership illusions) and studies on the self as an object (i.e. paradigms implying a reflexive/introspective angle). They briefly allude to this distinction in the discussion of their manuscript and propose to anchor the self as a subject in exteroceptive-processing and mental-self-processing but not in interoceptive processing. We take another perspective and propose that the self as a subject is supported by interoceptive and exteroceptive multisensorial processing as well as mechanisms implicated in high-level

cognitive functions. Secondly, our model places more emphasis on the interactions between the different levels organizing the generative model rather than considering a purely hierarchical organization. In particular we explicitly represent the bidirectional link between the perception of the external world and the combination of bottom-up multisensorial inputs and implicit self-related processing (as in G. Northhoff's earlier claim (2016)).

Other models focused on self-referential processing, defined as how we respond to stimuli that explicitly reference ourselves, i.e. the self as an object (Frewen et al., 2020; Hu et al., 2016; Sui & Humphreys, 2015, 2017). For example, Frewen et al., (2020) or Hu et al., (2016) distinguish physical and psychological self as object. They refer to tasks where the participant has to direct his intention towards his feeling or acting body and highlight differences and commonalities with tasks involving directing intention to non-bodily personal features. It has to be noted however, as we already pointed in the introduction, that bodily self-consciousness" for them, which they equate to "physical self", differs from the concept of bodily self-consciousness operationalized in bodily illusion paradigms and phenomenology. Indeed, the latter presuppose pre-reflexive, non-intentional and implicit experience of the body. This difference in definition could create misunderstandings in future works on self-consciousness and bodily experiences.

Our model highlights that traditional representational theories are compatible with recent models that put forward multisensory integration and predictive processing; they "just need to be complexified" (Clark, 2008, 2013). 'Body image' and 'body schema' representations can be mapped into different parts of the model, as a function of the contexts in which these representations are used.

Also, Bayesian and predictive models allow to bring together representationalist approaches and phenomenological theories of bodily-self-experiences. Bayesian models containing weighting rules and priors shaped by experience are compatible with Merleau-Ponty's definition of body schema ("*a set of sensorimotor laws built through experience that constrain the perceptual and motor experiences*"). The rapprochement of phenomenology and cognitive sciences, two domains that had long been opposed in the study of the mind (Smith & Thomasson, 2005) (see Figure 1), was advocated by Varela (Varela, 1996; Varela et al., 1993) and initiated a range of embodied and enactive approaches linking body and cognition. Our model goes well together with these approaches, as it depicts common processes underlying different bodily experiences, self consciousness and cognition. It

enriches them by clarifying the dimensions of bodily experience embodied cognition approaches are referring to (Steiner, 2014).

Our framework also intersects with social psychology theories such as self-perception theory, which provides a psychological explanation of how people update their beliefs about themselves, and thus for example about their body appearance, as a function of their behaviour. Predictive processing complements this framework by linking it to neurophysiological mechanisms that support flexible multisensory integration.

3) Application to integrate existing findings on Anorexia Nervosa

Predictive models can account for the multidirectionality and multimodality of the relationship between different dimensions of bodily experiences and the non-bodily self. By bringing together different areas of research, this could help to better understand bodily experiences in atypical populations such as people with anorexia nervosa (AN). AN patients exhibit alterations in tactile (Keizer et al., 2011, 2012), haptic (Grunwald et al., 2001), proprioceptive and interoceptive perception of the body (rev in Gaudio et al., 2014). In addition, Campione et al. (2017) reported that motor representations – assessed via a hand laterality task, in which the subject has to mentally rotate her own hand (self-consciousness stimuli) or someone else's hands (other-stimuli) in order to provide a laterality judgement – are compromised. Besides, individuals with AN have been reported to experience a stronger rubber hand illusion (Eshkevari et al., 2012; Mussap and Salton, 2006). Possible explanations for these results through the lens of the model presented above could be that, in people suffering from AN, distorted inputs are not considered as not reliable by the central dynamic integrative instance and/or that the priors have a low precision and robustness (see Riva et Dakanalis 2018). Recent studies, however, did not report a stronger full-body illusion in anorexic patients compared to healthy controls (Provenzano et al., 2019). This fuels debates about whether people with AN experience their body size and shape to be larger than they actually are. In fact, as presented above, the tasks used to evaluate the way people perceive their body size and shape are subject to much criticism. Manipulating body-ownership illusions may enlighten this debate. We think in particular of studies conducted in healthy participants that induced an ownership illusion over a body larger or thinner than the participant's body (Normand et al., 2011; Preston and Ehrsson, 2014, 2016; Rubo and Gamer,

2019; van der Hoort et al., 2011), and thereby questioned distortions of the pre-reflexive and non-intentional experience of the whole body size and shape.

One strength of our model is that it connects different approaches of the etiology of AN. Specifically, it allows a neurophysiological explanation of the “*feeling of strangeness of the body*” often reported in AN (Houssier, 2020; Viodé and Maïdi, 2020). In the same way as distorted integration of vestibular information impacts the feeling of first person perspective (Lopez and Elzière, 2018), one could hypothesize that distortion of multisensorial integration – especially interoceptive and somatosensorial inputs – would impact the feelings of agency and body ownership, and thereby create a feeling of strangeness. This model also supports a novel explanation of why AN patients often engage in intense physical activity. In addition to expanding energy consumption, high intensity practice could be a way for patients to increase the intensity of the inputs arising from the body and improve their capability to feel their body from the inside. Our model also offers clinical perspectives. If individuals with AN exhibit troubles at different levels, a successful therapy should rely on a multidimensional intervention. While therapeutic interventions could have an impact on high levels of the generative model (social and non-bodily-self levels), interventions implying the whole sensorimotor body – as massage, slow swimming, slow dance or slow exercise as yoga – would impact the lower levels (unimodal and multisensorial levels). At the opposite, clinical approaches targeting only one level, like when prohibiting any physical activity should be taken with caution.

4) Perspectives and limitations

Our model brings together separate theoretical and empirical accounts related to the bodily and non-bodily self. Despite the questions it addresses having a longstanding record in philosophy and psychology, there is still a lot to understand from a neuroscientific point of view, especially when it comes to integrating higher-level factors. Furthermore, isolating neuronal activity carrying out prediction or prediction errors remains a challenge, which has been tackled, with mitigated success, with respect to basic visual perception (Walsh et al., 2020) but bears an additional level of complexity when it comes to account for whole body.

Some parts of our model rely on findings that have not been replicated yet. For example, to our knowledge, results showing a link between body ownership illusion susceptibility and interindividual differences in externally oriented cognition (David et al., 2014) are still few. More studies are thus needed to confirm this link. Also findings of decreased temperature

during the rubber hand illusion, which could be explained by active inference for sampling interoceptive inputs, have been questioned and should be revisited (de Haan et al., 2017). More broadly, our model is built by combining results of studies investigating each only one aspect of bodily self-consciousness (for example focusing on body ownership illusion and high-level cognitive function only). It would be useful to design studies to identify the prevalence of each source of information and the interactions between these sources as a function of context. This could be achieved by combining bodily self-consciousness, self-consciousness and/or self-referential processing paradigms with a fine characterization of the subject psychological and physiological traits. In this way, one could question which factors have an effect on which task, and thus strengthen the empirical evidence for different parts of the model.

The mutual influence between social, cultural and educative factors on the one hand and bodily self-consciousness and multisensory integration (McCabe et al., 2006; Maister et al 2015), could be addressed by combining, in the same study, tasks involving the neurophysiological dimension of the body and/or illusion paradigms, with tasks involving emotional or social dimensions of bodily experiences and/or the self - like in emotion regulation tasks (Christoff et al., 2011) - as well as perception of the external world – like self-other distinction tasks (Keromnes et al., 2019). Coupling body ownership illusion and self-related processing tasks would also enlighten the links between bodily self consciousness and self-consciousness, at the subjective and neural level.

To qualify how bottom-up internal sensory inputs, that is interoceptive, proprioceptive, and vestibular signals, which affect subjective experience, and how a person experiences the self and body as intentional objects, researchers have used questionnaires (Ainley and Tsakiris, 2013; Duschek et al., 2015; Emanuelsen et al., 2015), thus focusing only on subjective interoception, and interindividual variance. To confirm this link, one could study for example how experience of the body as an object is related to neurophysiological interoceptive inputs integration by recording brain responses to heartbeat as used in some studies cited above (Babo-Rebelo et al 2016, Babo-Rebelo et al. 2019, Park 2016). Also, it would be interesting to test whether a manipulation of sensory inputs integration abilities has an effect on the way a subject experiences herself objectively. It could be done for example by investigating if a period of training aiming to enhance multisensorial integration accuracy influences self-related processing.

Studying various dimensions of bodily experiences in specific groups could also be informative. For example, the literature in movement sciences, psychiatry and clinical psychology highlights adolescence as a critical period for experiences engaging the emotional dimension of the body (Laporta-Herrero et al., 2020), for neurophysiological signals (Assaiante et al., 2014; Cignetti et al., 2013) as well as for the non-bodily self-concept (Crone and Fuligni, 2020; Pfeifer and Peake, 2012) and for social cognition (Grosbras et al., 2018; Ross et al., 2012). This period is also crucial for the development of brain areas implicated in these experiences (Blakemore, 2012). To our knowledge, no study in cognitive neuroscience has focused on how bodily self-consciousness evolves in adolescence. This seems however of major importance given that many psychopathologies related to bodily self and self-consciousness start in this period of life. The fact that participants with autism are markedly less susceptible to the rubber hand illusion (Cascio et al., 2012; Paton et al., 2012) and full body illusion (Mul et al., 2019) also opens the door for new hypotheses about specific predictive abilities in this population and for studies framed within this model.

Understanding more precisely the interaction between different dimensions of bodily experiences could also be leveraged in integrative medicine approaches, for example for chronic or phantom pain conditions or psychosomatic phenomena. Several recent empirical studies have reported a relationship between unexplained pain in the body and a disturbance in bodily self-experiences (Eccleston, 2018; Markey et al., 2020; Schwoebel, 2001; Senkowski and Heinz, 2016; see also review Di Lernia et al., 2016; Tsay et al., 2015). Influencing bodily self-experience may in turn modulate physiological mechanisms related to pain threshold as already proposed by Riva (2018).

Some issues should be noted. Firstly, we considered bodily self-consciousness as a whole, while it has been conceptually separated in four different feelings. The commonalities and differences between ownership, agency, first-person perspective and self-location should be addressed further in the framework of our model. Secondly, a strong premise, shared by the scientific community and on which we rely, is that we can experimentally study bodily self-consciousness, which is pre-reflexive. This can be done through bodily ownership illusions and asking the subject to explicitly report his subjective experience. This explicit report necessarily implies a time of reflection for the subject. Gallagher pointed however that any “reflection produces phenomena which are not necessarily contained within pre-reflexive experience” (Gallagher, 1986).

VIII) Conclusion

In summary, the relationship between the motor, multisensorial, affective, cognitive and social dimensions of bodily experiences is a central issue for many research fields such as clinical psychology, psychiatry, cognitive neurosciences, philosophy of mind and phenomenology. The classical dual representational model is limited in embracing the complexity of this issue as it does not address all the relationships between the different dimensions of bodily experience in a single model. This question ultimately concerns the central problem of the link between neurophysiological processes and subjective experience of being a self and is not restricted to the body. This paper advocates that to relate the motor, multisensorial, and the subjective experience of the body, we need to broaden research on body representations. We therefore propose to merge phenomenological and predictive coding approaches to progress towards a richer understanding of the relationships between multiple dimensions of bodily experiences. This outlook emphasizes that there is no experience involving only the body as an intentional object, or only the body for acting and perceiving or only neurophysiological bodily inputs. Instead, the content of phenomenal consciousness can be traced in the balance between neurophysiological multisensory inputs and the brain activity related to unimodal inputs, the multisensorial integration, the body as an object in the external world, the non-bodily self, and the external world. Conversely, the content of experience influences stored generative priors of the external world, the self and the bodily self, and impact lower-level mechanisms (through active inference) as well as subsequent phenomenal content (through prediction updating). This approach has theoretical implications for fundamental research and for pathologies such as anorexia nervosa and psychosomatic disorders.

The mechanisms that support the different ways in which we experience our body, their interactions, and their neural bases, are far from being fully understood. We hope that our model provides a foundation for more integrative and interdisciplinary research. In a broader perspective, this model participates to address the long-standing problem of mind-body relations.

Acknowledgements

This research was supported by grants from the Agence Nationale de la Recherche (France). ANR-14-ACHN-0023; ANR-16-CONV-0002 (ILCB) and the Excellence Initiative of Aix-Marseille University (A*MIDEX; ANR-11-IDEX-0001-02). Lisa Raoul was supported by la Fondation pour la recherche médicale (award FDT202204014881).

We thank Jean Vion-Dury and Fabrice Sarlegna for comments on earlier versions of the manuscript.

References

- Adams, R. A., Shipp, S., & Friston, K. J. (2013). Predictions not commands: Active inference in the motor system. *Brain Structure and Function*, *218*(3), 611–643.
<https://doi.org/10.1007/s00429-012-0475-5>
- Ainley, V., Maister, L., Brokfeld, J., Farmer, H., & Tsakiris, M. (2013). More of myself: Manipulating interoceptive awareness by heightened attention to bodily and narrative aspects of the self. *Consciousness and Cognition*, *22*(4), 1231–1238.
<https://doi.org/10.1016/j.concog.2013.08.004>
- Ainley, V., & Tsakiris, M. (2013). Body Conscious? Interoceptive Awareness, Measured by Heartbeat Perception, Is Negatively Correlated with Self-Objectification. *PLoS ONE*, *8*(2), e55568.
<https://doi.org/10.1371/journal.pone.0055568>
- Allard, E., Canzoneri, E., Adler, D., Morélot-Panzini, C., Bello-Ruiz, J., Herbelin, B., Blanke, O., & Similowski, T. (2017). Interferences between breathing, experimental dyspnoea and bodily self-consciousness. *Scientific Reports*, *7*(1), 9990. <https://doi.org/10.1038/s41598-017-11045-y>
- Apps, M. A. J., & Tsakiris, M. (2014). The free-energy self: A predictive coding account of self-recognition. *Neuroscience & Biobehavioral Reviews*, *41*, 85–97.
<https://doi.org/10.1016/j.neubiorev.2013.01.029>

- Asai, T., Mao, Z., Sugimori, E., & Tanno, Y. (2011). Rubber hand illusion, empathy, and schizotypal experiences in terms of self-other representations. *Consciousness and Cognition*, *20*(4), 1744–1750. <https://doi.org/10.1016/j.concog.2011.02.005>
- Aspell, J. E., Heydrich, L., Marillier, G., Lavanchy, T., Herbelin, B., & Blanke, O. (2013). Turning Body and Self Inside Out: Visualized Heartbeats Alter Bodily Self-Consciousness and Tactile Perception. *Psychological Science*, *24*(12), 2445–2453. <https://doi.org/10.1177/0956797613498395>
- Assaiante, C., Barlaam, F., Cignetti, F., & Vaugoyeau, M. (2014). Body schema building during childhood and adolescence: A neurosensory approach. *Neurophysiologie Clinique/Clinical Neurophysiology*, *44*(1), 3–12. <https://doi.org/10.1016/j.neucli.2013.10.125>
- Ataka, K., Sudo, T., Otaki, R., Suzuki, E., & Izumi, S.-I. (2022). Decreased Tactile Sensitivity Induced by Disownership: An Observational Study Utilizing the Rubber Hand Illusion. *Frontiers in Systems Neuroscience*, *15*, 802148. <https://doi.org/10.3389/fnsys.2021.802148>
- Babo-Rebelo, M., Buot, A., & Tallon-Baudry, C. (2019). Neural responses to heartbeats distinguish self from other during imagination. *NeuroImage*, *191*, 10–20. <https://doi.org/10.1016/j.neuroimage.2019.02.012>
- Babo-Rebelo, M., Richter, C. G., & Tallon-Baudry, C. (2016). Neural Responses to Heartbeats in the Default Network Encode the Self in Spontaneous Thoughts. *The Journal of Neuroscience*, *36*(30), 7829–7840. <https://doi.org/10.1523/JNEUROSCI.0262-16.2016>
- Banakou, D., Groten, R., & Slater, M. (2013). Illusory ownership of a virtual child body causes overestimation of object sizes and implicit attitude changes. *Proceedings of the National Academy of Sciences*, *110*(31), 12846–12851. <https://doi.org/10.1073/pnas.1306779110>
- Bastos, A. M., Vezoli, J., Bosman, C. A., Schoffelen, J.-M., Oostenveld, R., Dowdall, J. R., De Weerd, P., Kennedy, H., & Fries, P. (2015). Visual Areas Exert Feedforward and Feedback Influences through Distinct Frequency Channels. *Neuron*, *85*(2), 390–401. <https://doi.org/10.1016/j.neuron.2014.12.018>

- Berlucchi, G., & Aglioti, S. M. (2010). The body in the brain revisited. *Experimental Brain Research*, 200(1), 25–35. <https://doi.org/10.1007/s00221-009-1970-7>
- Berthoz, A. (2000). *The Brain's Sense of Movement*. Harvard University Press.
- Blakemore, S.-J. (2012). Imaging brain development: The adolescent brain. *NeuroImage*, 61(2), 397–406. <https://doi.org/10.1016/j.neuroimage.2011.11.080>
- Blanke, O. (2012). Multisensory brain mechanisms of bodily self-consciousness. *Nature Reviews Neuroscience*, 13(8), 556–571. <https://doi.org/10.1038/nrn3292>
- Blanke, O., & Arzy, S. (2005). The Out-of-Body Experience: Disturbed Self-Processing at the Temporo-Parietal Junction. *The Neuroscientist*, 11(1), 16–24. <https://doi.org/10.1177/1073858404270885>
- Blanke, O., & Metzinger, T. (2009). Full-body illusions and minimal phenomenal selfhood. *Trends in Cognitive Sciences*, 13(1), 7–13. <https://doi.org/10.1016/j.tics.2008.10.003>
- Blanke, O., Slater, M., & Serino, A. (2015). Behavioral, Neural, and Computational Principles of Bodily Self-Consciousness. *Neuron*, 88(1), 145–166. <https://doi.org/10.1016/j.neuron.2015.09.029>
- Botvinick, M., & Cohen, J. (1998). Rubber hands ‘feel’ touch that eyes see. *Nature*, 391(6669), 756–756. <https://doi.org/10.1038/35784>
- Brecht, M. (2017). The Body Model Theory of Somatosensory Cortex. *Neuron*, 94(5), 985–992. <https://doi.org/10.1016/j.neuron.2017.05.018>
- Burin, D., Pignolo, C., Ales, F., Giromini, L., Pyasik, M., Ghirardello, D., Zennaro, A., Angilletta, M., Castellino, L., & Pia, L. (2019). Relationships Between Personality Features and the Rubber Hand Illusion: An Exploratory Study. *Frontiers in Psychology*, 10, 2762. <https://doi.org/10.3389/fpsyg.2019.02762>
- Campione, G. C., Mansi, G., Fumagalli, A., Fumagalli, B., Sottocornola, S., Molteni, M., & Micali, N. (2017). Motor-based bodily self is selectively impaired in eating disorders. *PLOS ONE*, 12(11), e0187342. <https://doi.org/10.1371/journal.pone.0187342>

- Carey, M., & Preston, C. (2019). Investigating the Components of Body Image Disturbance Within Eating Disorders. *Frontiers in Psychiatry, 10*, 635. <https://doi.org/10.3389/fpsyt.2019.00635>
- Cascio, C. J., Foss-Feig, J. H., Burnette, C. P., Heacock, J. L., & Cosby, A. A. (2012). The rubber hand illusion in children with autism spectrum disorders: Delayed influence of combined tactile and visual input on proprioception. *Autism, 16*(4), 406–419.
<https://doi.org/10.1177/1362361311430404>
- Cash, T. F. (2004). Body image: Past, present, and future. *Body Image, 1*(1), 1–5.
[https://doi.org/10.1016/S1740-1445\(03\)00011-1](https://doi.org/10.1016/S1740-1445(03)00011-1)
- Cash, T. F., & Deagle, E. A. (1997). The nature and extent of body-image disturbances in anorexia nervosa and bulimia nervosa: A meta-analysis. *International Journal of Eating Disorders, 22*(2), 107–126. [https://doi.org/10.1002/\(SICI\)1098-108X\(199709\)22:2<107::AID-EAT1>3.0.CO;2-J](https://doi.org/10.1002/(SICI)1098-108X(199709)22:2<107::AID-EAT1>3.0.CO;2-J)
- Chalmers, D. J. (1995). Facing up to the problem of consciousness. *Journal of Consciousness Studies, 2*(3), 200–219.
- Chancel, M., Ehrsson, H. H., & Ma, W. J. (2022). Uncertainty-based inference of a common cause for body ownership. *ELife, 11*, e77221. <https://doi.org/10.7554/eLife.77221>
- Christoff, K., Cosmelli, D., Legrand, D., & Thompson, E. (2011). Specifying the self for cognitive neuroscience. *Trends in Cognitive Sciences, 15*(3), 104–112.
<https://doi.org/10.1016/j.tics.2011.01.001>
- Cignetti, F., Caudron, S., Vaugoyeau, M., & Assaiante, C. (2013). Body Schema Disturbance in Adolescence: From Proprioceptive Integration to the Perception of Human Movement. *Journal of Motor Learning and Development, 1*(3), 49–58.
<https://doi.org/10.1123/jmld.1.3.49>
- Clark, A. (2008). Supersizing the Mind: Embodiment, Action, and Cognitive Extension. In *Supersizing the Mind*. Oxford University Press.

<https://oxford.universitypressscholarship.com/view/10.1093/acprof:oso/9780195333213.001.0001/acprof-9780195333213>

- Clark, A. (2013). Whatever next? Predictive brains, situated agents, and the future of cognitive science. *Behavioral and Brain Sciences*, *36*(3), 181–204.
<https://doi.org/10.1017/S0140525X12000477>
- Cornelissen, K. K., Widdrington, H., McCarty, K., Pollet, T. V., Tovée, M. J., & Cornelissen, P. L. (2019). Are attitudinal and perceptual body image the same or different? Evidence from high-level adaptation. *Body Image*, *31*, 35–47. <https://doi.org/10.1016/j.bodyim.2019.08.001>
- Costantini, M., Robinson, J., Migliorati, D., Donno, B., Ferri, F., & Northoff, G. (2016). Temporal limits on rubber hand illusion reflect individuals' temporal resolution in multisensory perception. *Cognition*, *157*, 39–48. <https://doi.org/10.1016/j.cognition.2016.08.010>
- Crone, E. A., & Fuligni, A. J. (2020). Self and Others in Adolescence. *Annual Review of Psychology*, *71*(1), 447–469. <https://doi.org/10.1146/annurev-psych-010419-050937>
- David, N., Fiori, F., & Aglioti, S. M. (2014). Susceptibility to the rubber hand illusion does not tell the whole body-awareness story. *Cognitive, Affective, & Behavioral Neuroscience*, *14*(1), 297–306. <https://doi.org/10.3758/s13415-013-0190-6>
- de Haan, A. M., Van Stralen, H. E., Smit, M., Keizer, A., Van der Stigchel, S., & Dijkerman, H. C. (2017). No consistent cooling of the real hand in the rubber hand illusion. *Acta Psychologica*, *179*, 68–77. <https://doi.org/10.1016/j.actpsy.2017.07.003>
- de Haan, E. H. F., & Dijkerman, H. C. (2020). Somatosensation in the Brain: A Theoretical Re-evaluation and a New Model. *Trends in Cognitive Sciences*, *24*(7), 529–541.
<https://doi.org/10.1016/j.tics.2020.04.003>
- de Vignemont, F. (2007). How many representations of the body? *Behavioral and Brain Sciences*, *30*(2), 1–6.
- de Vignemont, F. (2010). Body schema and body image—Pros and cons. *Neuropsychologia*, *48*(3), 669–680. <https://doi.org/10.1016/j.neuropsychologia.2009.09.022>

- de Vignemont, F. (2020). Bodily Awareness. In *The Stanford Encyclopedia of Philosophy* (Fall 2020).
<https://plato.stanford.edu/archives/sum2016/entries/bodily-awareness/#L>
- Decety, J. (1996). Do imagined and executed actions share the same neural substrate? *Cognitive Brain Research*, 3(2), 87–93. [https://doi.org/10.1016/0926-6410\(95\)00033-X](https://doi.org/10.1016/0926-6410(95)00033-X)
- Dewez, D., Fribourg, R., Argelaguet, F., Hoyet, L., Mestre, D., Slater, M., & Lecuyer, A. (2019). Influence of Personality Traits and Body Awareness on the Sense of Embodiment in Virtual Reality. *2019 IEEE International Symposium on Mixed and Augmented Reality (ISMAR)*, 123–134. <https://doi.org/10.1109/ISMAR.2019.00-12>
- Di Lernia, D., Serino, S., & Riva, G. (2016). Pain in the body. Altered interoception in chronic pain conditions: A systematic review. *Neuroscience & Biobehavioral Reviews*, 71, 328–341.
<https://doi.org/10.1016/j.neubiorev.2016.09.015>
- Dijkerman, H. C., & de Haan, E. H. F. (2007). Somatosensory processes subserving perception and action. *Behavioral and Brain Sciences*, 30(2), 189–201.
<https://doi.org/10.1017/S0140525X07001392>
- Duschek, S., Werner, N. S., Reyes del Paso, G. A., & Schandry, R. (2015). The Contributions of Interoceptive Awareness to Cognitive and Affective Facets of Body Experience. *Journal of Individual Differences*, 36(2), 110–118. <https://doi.org/10.1027/1614-0001/a000165>
- Eccleston, C. (2018). Chronic pain as embodied defence: Implications for current and future psychological treatments. *PAIN*, 159, S17–S23.
<https://doi.org/10.1097/j.pain.0000000000001286>
- Ehrsson, H. H. (2004). That's My Hand! Activity in Premotor Cortex Reflects Feeling of Ownership of a Limb. *Science*, 305(5685), 875–877. <https://doi.org/10.1126/science.1097011>
- Emanuelson, L., Drew, R., & Köteles, F. (2015). Interoceptive sensitivity, body image dissatisfaction, and body awareness in healthy individuals. *Scandinavian Journal of Psychology*, 56(2), 167–174. <https://doi.org/10.1111/sjop.12183>

- Eshkevari, E., Rieger, E., Longo, M. R., Haggard, P., & Treasure, J. (2012). Increased plasticity of the bodily self in eating disorders. *Psychological Medicine*, *42*(4), 819–828.
<https://doi.org/10.1017/S0033291711002091>
- Faivre, N., Arzi, A., Lunghi, C., & Salomon, R. (2017). Consciousness is more than meets the eye: A call for a multisensory study of subjective experience. *Neuroscience of Consciousness*, *2017*(1).
<https://doi.org/10.1093/nc/nix003>
- Faivre, N., Dönz, J., Scandola, M., Dhanis, H., Bello Ruiz, J., Bernasconi, F., Salomon, R., & Blanke, O. (2017). Self-Grounded Vision: Hand Ownership Modulates Visual Location through Cortical β and γ Oscillations. *The Journal of Neuroscience*, *37*(1), 11–22.
<https://doi.org/10.1523/JNEUROSCI.0563-16.2016>
- Faivre, N., Salomon, R., & Blanke, O. (2015). Visual consciousness and bodily self-consciousness: *Current Opinion in Neurology*, *28*(1), 23–28.
<https://doi.org/10.1097/WCO.0000000000000160>
- Faivre, N., Vuillaume, L., Bernasconi, F., Salomon, R., Blanke, O., & Cleeremans, A. (2020). Sensorimotor conflicts alter metacognitive and action monitoring. *Cortex*, *124*, 224–234.
<https://doi.org/10.1016/j.cortex.2019.12.001>
- Fang, W., Li, J., Qi, G., Li, S., Sigman, M., & Wang, L. (2019). Statistical inference of body representation in the macaque brain. *Proceedings of the National Academy of Sciences*, *116*(40), 20151–20157. <https://doi.org/10.1073/pnas.1902334116>
- Farmer, H., Maister, L., & Tsakiris, M. (2014). Change my body, change my mind: The effects of illusory ownership of an outgroup hand on implicit attitudes toward that outgroup. *Frontiers in Psychology*. <https://doi.org/10.3389/fpsyg.2013.01016>
- Filippetti, M. L., & Tsakiris, M. (2017). Heartfelt embodiment: Changes in body-ownership and self-identification produce distinct changes in interoceptive accuracy. *Cognition*, *159*, 1–10.
<https://doi.org/10.1016/j.cognition.2016.11.002>

- Frewen, P., Schroeter, M. L., Riva, G., Cipresso, P., Fairfield, B., Padulo, C., Kemp, A. H., Palaniyappan, L., Owolabi, M., Kusi-Mensah, K., Polyakova, M., Fehertoi, N., D'Andrea, W., Lowe, L., & Northoff, G. (2020). Neuroimaging the consciousness of self: Review, and conceptual-methodological framework. *Neuroscience & Biobehavioral Reviews*, *112*, 164–212.
<https://doi.org/10.1016/j.neubiorev.2020.01.023>
- Friston, K. (2009). The free-energy principle: A rough guide to the brain? *Trends in Cognitive Sciences*, *13*(7), 293–301. <https://doi.org/10.1016/j.tics.2009.04.005>
- Gadsby, S. (2017). Distorted body representations in anorexia nervosa. *Consciousness and Cognition*, *51*, 17–33. <https://doi.org/10.1016/j.concog.2017.02.015>
- Gadsby, S. (2019). Body representations and cognitive ontology: Drawing the boundaries of the body image. *Consciousness and Cognition*, *74*, 102772.
<https://doi.org/10.1016/j.concog.2019.102772>
- Gallagher, S. (1986). Body Image and Body Schema: A Conceptual Clarification. *The Journal of Mind and Behavior*, *7*(4), 541–554.
- Gallagher, S. (1995). Body schema and intentionality. In J. L. Bermudez, A. J. Marcel, & N. Eilan, *The body and the self* (pp. 225–244). MIT Press.
- Gallagher, S. (2005). *How the Body Shapes the Mind*. Oxford University Press.
<https://doi.org/10.1093/0199271941.001.0001>
- Gandevia, S. C., & Phegan, C. M. L. (1999). Perceptual distortions of the human body image produced by local anaesthesia, pain and cutaneous stimulation. *The Journal of Physiology*, *514*(2), 609–616. <https://doi.org/10.1111/j.1469-7793.1999.609ae.x>
- Gardner, R. M., & Brown, D. L. (2014). Body size estimation in anorexia nervosa: A brief review of findings from 2003 through 2013. *Psychiatry Research*, *219*(3), 407–410.
<https://doi.org/10.1016/j.psychres.2014.06.029>

- Gaudio, S., Brooks, S. J., & Riva, G. (2014). Nonvisual Multisensory Impairment of Body Perception in Anorexia Nervosa: A Systematic Review of Neuropsychological Studies. *PLoS ONE*, *9*(10), e110087. <https://doi.org/10.1371/journal.pone.0110087>
- Gaudio, S., & Quattrocchi, C. C. (2012). Neural basis of a multidimensional model of body image distortion in anorexia nervosa. *Neuroscience & Biobehavioral Reviews*, *36*(8), 1839–1847. <https://doi.org/10.1016/j.neubiorev.2012.05.003>
- Giurgola, S., Pisoni, A., Maravita, A., Vallar, G., & Bolognini, N. (2019). Somatosensory cortical representation of the body size. *Human Brain Mapping*. <https://doi.org/10.1002/hbm.24614>
- Grivaz, P., Blanke, O., & Serino, A. (2017). Common and distinct brain regions processing multisensory bodily signals for peripersonal space and body ownership. *NeuroImage*, *147*, 602–618. <https://doi.org/10.1016/j.neuroimage.2016.12.052>
- Grosbras, M.-H., Laird, A. R., & Paus, T. (2005). Cortical regions involved in eye movements, shifts of attention, and gaze perception. *Human Brain Mapping*, *25*(1), 140–154. <https://doi.org/10.1002/hbm.20145>
- Grosbras, M.-H., Ross, P. D., & Belin, P. (2018). Categorical emotion recognition from voice improves during childhood and adolescence. *Scientific Reports*, *8*(1), 14791. <https://doi.org/10.1038/s41598-018-32868-3>
- Grunwald, M., Ettrich, C., Assmann, B., Dähne, A., Krause, W., Busse, F., & Gertz, H.-J. (2001). Deficits in haptic perception and right parietal theta power changes in patients with anorexia nervosa before and after weight gain: Haptic Perception. *International Journal of Eating Disorders*, *29*(4), 417–428. <https://doi.org/10.1002/eat.1038>
- Guardia, D., Cottencin, O., Thomas, P., Dodin, V., & Luyat, M. (2012). Spatial orientation constancy is impaired in anorexia nervosa. *Psychiatry Research*, *195*(1–2), 56–59. <https://doi.org/10.1016/j.psychres.2011.08.003>

- Guez, J., Lev-Wiesel, R., Valetsky, S., Sztul, D. K., & Pener, B.-S. (2010). Self-figure drawings in women with anorexia; bulimia; overweight; and normal weight: A possible tool for assessment. *The Arts in Psychotherapy, 37*(5), 400–406. <https://doi.org/10.1016/j.aip.2010.09.001>
- Guillot, A., & Collet, C. (2005). Duration of Mentally Simulated Movement: A Review. *Journal of Motor Behavior, 37*(1), 10–20. <https://doi.org/10.3200/JMBR.37.1.10-20>
- Guterstam, A., Björnsdotter, M., Gentile, G., & Ehrsson, H. H. (2015). Posterior Cingulate Cortex Integrates the Senses of Self-Location and Body Ownership. *Current Biology, 25*(11), 1416–1425. <https://doi.org/10.1016/j.cub.2015.03.059>
- Hänsell, A., Lenggenhagerl, B., von Känel, R., Curatolol, M., & Blankel, O. (2011). Seeing and identifying with a virtual body decreases pain perception. *European Journal of Pain, 15*(8), 874–879. <https://doi.org/10.1016/j.ejpain.2011.03.013>
- Harris, L. R., Carnevale, M. J., D’Amour, S., Fraser, L. E., Harrar, V., Hoover, A. E. N., Mander, C., & Pritchett, L. M. (2015). How our body influences our perception of the world. *Frontiers in Psychology, 6*. <https://doi.org/10.3389/fpsyg.2015.00819>
- Havé, L., Priot, A.-E., Pisella, L., Rode, G., & Rossetti, Y. (2021). Unilateral body neglect: Schemas versus images? In L. Havé, A.-E. Priot, L. Pisella, G. Rode, & Y. Rossetti, *Body Schema and Body Image* (pp. 244–266). Oxford University Press.
<https://doi.org/10.1093/oso/9780198851721.003.0015>
- Head, H., & Holmes, G. (1911). Sensory Disturbances from Cerebral Lesions. *Brain, 34*(2–3), 102–254. <https://doi.org/10.1093/brain/34.2-3.102>
- Heed, T., Gründler, M., Rinkleib, J., Rudzik, F. H., Collins, T., Cooke, E., & O’Regan, J. K. (2011). Visual information and rubber hand embodiment differentially affect reach-to-grasp actions. *Acta Psychologica, 138*(1), 263–271. <https://doi.org/10.1016/j.actpsy.2011.07.003>
- Hodzic, A., Muckli, L., Singer, W., & Stirn, A. (2009). Cortical responses to self and others. *Human Brain Mapping, 30*(3), 951–962. <https://doi.org/10.1002/hbm.20558>

- Holmes, N. P., & Spence, C. (2004). The body schema and multisensory representation(s) of peripersonal space. *Cognitive Processing*, 5(2), 94–105. <https://doi.org/10.1007/s10339-004-0013-3>
- Houssier, F. (2020). Décorporation et impersonnalisation dans l’anorexie mentale post-pubère. *Le Carnet PSY*, N°231(1), 32. <https://doi.org/10.3917/lcp.231.0032>
- Hu, C., Di, X., Eickhoff, S. B., Zhang, M., Peng, K., Guo, H., & Sui, J. (2016). Distinct and common aspects of physical and psychological self-representation in the brain: A meta-analysis of self-bias in facial and self-referential judgements. *Neuroscience & Biobehavioral Reviews*, 61, 197–207. <https://doi.org/10.1016/j.neubiorev.2015.12.003>
- Husserl, E. (1989). *Ideas Pertaining to a Pure Phenomenology and to a Phenomenological Philosophy: Second Book Studies in the Phenomenology of Constitution*. Springer Science & Business Media.
- IJsselsteijn, W. A., de Kort, Y. A. W., & Haans, A. (2006). Is This my hand I See Before Me? The Rubber Hand Illusion in Reality, Virtual Reality, and Mixed Reality. *Presence: Teleoperators and Virtual Environments*, 15(4), 455–464. <https://doi.org/10.1162/pres.15.4.455>
- Ionta, S., Heydrich, L., Lenggenhager, B., Mouthon, M., Fornari, E., Chapuis, D., Gassert, R., & Blanke, O. (2011). Multisensory Mechanisms in Temporo-Parietal Cortex Support Self-Location and First-Person Perspective. *Neuron*, 70(2), 363–374. <https://doi.org/10.1016/j.neuron.2011.03.009>
- Irvine, K. R., McCarty, K., McKenzie, K. J., Pollet, T. V., Cornelissen, K. K., Tovée, M. J., & Cornelissen, P. L. (2019). Distorted body image influences body schema in individuals with negative bodily attitudes. *Neuropsychologia*, 122, 38–50. <https://doi.org/10.1016/j.neuropsychologia.2018.11.015>
- Kállai, J., Hegedüs, G., Feldmann, Á., Rózsa, S., Darnai, G., Herold, R., Dorn, K., Kincses, P., Csathó, Á., & Szolcsányi, T. (2015). Temperament and psychopathological syndromes specific

- susceptibility for rubber hand illusion. *Psychiatry Research*, 229(1–2), 410–419.
<https://doi.org/10.1016/j.psychres.2015.05.109>
- Kammers, M. P. M., Kootker, J. A., Hogendoorn, H., & Dijkerman, H. C. (2010). How many motoric body representations can we grasp? *Experimental Brain Research*, 202(1), 203–212.
<https://doi.org/10.1007/s00221-009-2124-7>
- Kaplan, R. A., Enticott, P. G., Hohwy, J., Castle, D. J., & Rossell, S. L. (2014). Is Body Dysmorphic Disorder Associated with Abnormal Bodily Self-Awareness? A Study Using the Rubber Hand Illusion. *PLoS ONE*, 9(6), e99981. <https://doi.org/10.1371/journal.pone.0099981>
- Keenaghan, S., Bowles, L., Crawford, G., Thurlbeck, S., Kentridge, R. W., & Cowie, D. (2020). My body until proven otherwise: Exploring the time course of the full body illusion. *Consciousness and Cognition*, 78, 102882. <https://doi.org/10.1016/j.concog.2020.102882>
- Keizer, A., Smeets, M. A. M., Dijkerman, H. C., Uzunbajakau, S. A., van Elburg, A., & Postma, A. (2013). Too Fat to Fit through the Door: First Evidence for Disturbed Body-Scaled Action in Anorexia Nervosa during Locomotion. *PLoS ONE*, 8(5), e64602.
<https://doi.org/10.1371/journal.pone.0064602>
- Keizer, A., Smeets, M. A. M., Dijkerman, H. C., van den Hout, M., Klugkist, I., van Elburg, A., & Postma, A. (2011). Tactile body image disturbance in anorexia nervosa. *Psychiatry Research*, 190(1), 115–120. <https://doi.org/10.1016/j.psychres.2011.04.031>
- Keizer, A., Smeets, M. A. M., Dijkerman, H. C., van Elburg, A., & Postma, A. (2012). Aberrant somatosensory perception in Anorexia Nervosa. *Psychiatry Research*, 200(2–3), 530–537.
<https://doi.org/10.1016/j.psychres.2012.05.001>
- Keromnes, G., Chokron, S., Celume, M.-P., Berthoz, A., Botbol, M., Canitano, R., Du Boisgueheneuc, F., Jaafari, N., Lavenne-Collot, N., Martin, B., Motillon, T., Thirioux, B., Scandurra, V., Wehrmann, M., Ghanizadeh, A., & Tordjman, S. (2019). Exploring Self-Consciousness From Self- and Other-Image Recognition in the Mirror: Concepts and Evaluation. *Frontiers in Psychology*, 10, 719. <https://doi.org/10.3389/fpsyg.2019.00719>

- Kilteni, K., Maselli, A., Kording, K. P., & Slater, M. (2015). Over my fake body: Body ownership illusions for studying the multisensory basis of own-body perception. *Frontiers in Human Neuroscience*, 9. <https://doi.org/10.3389/fnhum.2015.00141>
- Kolvoort, I. R., Wainio-Theberge, S., Wolff, A., & Northoff, G. (2020). Temporal integration as “common currency” of brain and self - scale-free activity in resting-state EEG correlates with temporal delay effects on self-relatedness. *Human Brain Mapping*, 41(15), 4355–4374. <https://doi.org/10.1002/hbm.25129>
- Laporta-Herrero, I., Jáuregui-Lobera, I., Serrano-Troncoso, E., Garcia-Argibay, M., Cortijo-Alcarria, M. C., & Santed-Germán, M.-A. (2020). Attachment, body appreciation, and body image quality of life in adolescents with eating disorders. *Eating Disorders*, 1–14. <https://doi.org/10.1080/10640266.2020.1763112>
- Lautenbacher, S., Roscher, S., Strian, F., Pirke, K.-M., & Krieg, J.-C. (1993). Theoretical and empirical considerations on the relation between ‘body image’, body scheme and somatosensation. *Journal of Psychosomatic Research*, 37(5), 447–454. [https://doi.org/10.1016/0022-3999\(93\)90001-V](https://doi.org/10.1016/0022-3999(93)90001-V)
- Legrand, D. (2006a). Pre-reflective self-consciousness: On being bodily in the world. *Janus Head*, 9(2), 493–519.
- Legrand, D. (2006b). The Bodily Self: The Sensori-Motor Roots of Pre-Reflective Self-Consciousness. *Phenomenology and the Cognitive Sciences*, 5(1), 89–118. <https://doi.org/10.1007/s11097-005-9015-6>
- Legrand, D. (2007). Subjectivity and the body: Introducing basic forms of self-consciousness. *Consciousness and Cognition*, 16(3), 577–582. <https://doi.org/10.1016/j.concog.2007.06.011>
- Legrand, D. (2010). Subjective and physical dimensions of bodily self-consciousness, and their dis-integration in anorexia nervosa. *Neuropsychologia*, 48(3), 726–737. <https://doi.org/10.1016/j.neuropsychologia.2009.08.026>

- Lenggenhager, B., Tadi, T., Metzinger, T., & Blanke, O. (2007). Video Ergo Sum: Manipulating Bodily Self-Consciousness. *Science*, *317*(5841), 1096–1099.
<https://doi.org/10.1126/science.1143439>
- Longo, M. R. (2016). Types of body representation. In Y. Coello & M. H. Fischer (Eds.), *Foundations of Embodied Cognition, Volume 1: Perceptual and Emotional Embodiment* (pp. 117–134).
- Longo, M. R., & Haggard, P. (2012). Implicit body representations and the conscious body image. *Acta Psychologica*, *141*(2), 164–168. <https://doi.org/10.1016/j.actpsy.2012.07.015>
- Longo, M. R., Schüür, F., Kammers, M. P. M., Tsakiris, M., & Haggard, P. (2009). Sense of Agency Primes Manual Motor Responses. *Perception*, *38*(1), 69–78. <https://doi.org/10.1068/p6045>
- Lopez, C., & Elzière, M. (2018). Out-of-body experience in vestibular disorders – A prospective study of 210 patients with dizziness. *Cortex*, *104*, 193–206.
<https://doi.org/10.1016/j.cortex.2017.05.026>
- Lopez, C., Heydrich, L., Seeck, M., & Blanke, O. (2010). Abnormal self-location and vestibular vertigo in a patient with right frontal lobe epilepsy. *Epilepsy & Behavior*, *17*(2), 289–292.
<https://doi.org/10.1016/j.yebeh.2009.12.016>
- Maister, L., Slater, M., Sanchez-Vives, M. V., & Tsakiris, M. (2015). Changing bodies changes minds: Owning another body affects social cognition. *Trends in Cognitive Sciences*, *19*(1), 6–12.
<https://doi.org/10.1016/j.tics.2014.11.001>
- Maravita, A. (2006). From "body in the brain" to "body in space". Sensory and intentional components of body representation. In *Human body perception from the inside out* (pp. 65–88). Oxford University Press.
- Maravita, A., Spence, C., & Driver, J. (2003). Multisensory integration and the body schema: Close to hand and within reach. *Current Biology*, *13*(13), R531–R539. [https://doi.org/10.1016/S0960-9822\(03\)00449-4](https://doi.org/10.1016/S0960-9822(03)00449-4)
- Markey, C. H., Dunaev, J. L., & August, K. J. (2020). Body image experiences in the context of chronic pain: An examination of associations among perceptions of pain, body dissatisfaction, and

- positive body image. *Body Image*, 32, 103–110.
<https://doi.org/10.1016/j.bodyim.2019.11.005>
- Martel, M., Cardinali, L., Bertonati, G., Jouffrais, C., Finos, L., Farnè, A., & Roy, A. C. (2019). Somatosensory-guided tool use modifies arm representation for action. *Scientific Reports*, 9(1), 5517. <https://doi.org/10.1038/s41598-019-41928-1>
- Maselli, A., & Slater, M. (2013). The building blocks of the full body ownership illusion. *Frontiers in Human Neuroscience*, 7. <https://doi.org/10.3389/fnhum.2013.00083>
- Maselli, A., & Slater, M. (2014). Sliding perspectives: Dissociating ownership from self-location during full body illusions in virtual reality. *Frontiers in Human Neuroscience*, 8. <https://doi.org/10.3389/fnhum.2014.00693>
- McCabe, M. P., Ricciardelli, L. A., Sitaram, G., & Mikhail, K. (2006). Accuracy of body size estimation: Role of biopsychosocial variables. *Body Image*, 3(2), 163–171. <https://doi.org/10.1016/j.bodyim.2006.01.004>
- Melzack, R. (2005). Evolution of the Neuromatrix Theory of Pain. The Prithvi Raj Lecture: Presented at the Third World Congress of World Institute of Pain, Barcelona 2004. *Pain Practice*, 5(2), 85–94. <https://doi.org/10.1111/j.1533-2500.2005.05203.x>
- Merleau-Ponty, M. (1945). *Phénoménologie de la perception*. Gallimard.
- Metral, M., Guardia, D., Bauwens, I., Guerraz, M., Lafargue, G., Cottencin, O., & Luyat, M. (2014). Painfully thin but locked inside a fatter body: Abnormalities in both anticipation and execution of action in anorexia nervosa. *BMC Research Notes*, 7(1), 707. <https://doi.org/10.1186/1756-0500-7-707>
- Mölbert, S. C., Klein, L., Thaler, A., Mohler, B. J., Brozzo, C., Martus, P., Karnath, H.-O., Zipfel, S., & Giel, K. E. (2017). Depictive and metric body size estimation in anorexia nervosa and bulimia nervosa: A systematic review and meta-analysis. *Clinical Psychology Review*, 57, 21–31. <https://doi.org/10.1016/j.cpr.2017.08.005>

- Molnar-Szakacs, I., & Uddin, L. Q. (2013). Self-Processing and the Default Mode Network: Interactions with the Mirror Neuron System. *Frontiers in Human Neuroscience*, *7*.
<https://doi.org/10.3389/fnhum.2013.00571>
- Moseley, Gallace, A., & Spence, C. (2012). Bodily illusions in health and disease: Physiological and clinical perspectives and the concept of a cortical 'body matrix'. *Neuroscience & Biobehavioral Reviews*, *36*(1), 34–46. <https://doi.org/10.1016/j.neubiorev.2011.03.013>
- Mul, C., Cardini, F., Stagg, S. D., Sadeghi Esfahlani, S., Kiourtsoglou, D., Cardellicchio, P., & Aspell, J. E. (2019). Altered bodily self-consciousness and peripersonal space in autism. *Autism*, *23*(8), 2055–2067. <https://doi.org/10.1177/1362361319838950>
- Mussap, A. J., & Salton, N. (2006). A 'Rubber-hand' Illusion Reveals a Relationship between Perceptual Body Image and Unhealthy Body Change. *Journal of Health Psychology*, *11*(4), 627–639. <https://doi.org/10.1177/1359105306065022>
- Nagel, T. (1974). What is it like to be a bat. *Readings in Philosophy of Psychology*, *1*, 159–168.
- Nilsson, M., & Kalckert, A. (2021). Region-of-interest analysis approaches in neuroimaging studies of body ownership: An activation likelihood estimation meta-analysis. *European Journal of Neuroscience*, *54*(11), 7974–7988. <https://doi.org/10.1111/ejn.15534>
- Normand, J.-M., Giannopoulos, E., Spanlang, B., & Slater, M. (2011). Multisensory Stimulation Can Induce an Illusion of Larger Belly Size in Immersive Virtual Reality. *PLoS ONE*, *6*(1), e16128. <https://doi.org/10.1371/journal.pone.0016128>
- Northoff, G. (2016). Is the self a higher-order or fundamental function of the brain? The “basis model of self-specificity” and its encoding by the brain’s spontaneous activity. *Cognitive Neuroscience*, *7*(1–4), 203–222. <https://doi.org/10.1080/17588928.2015.1111868>
- Northoff, G., & Stanghellini, G. (2016). How to Link Brain and Experience? Spatiotemporal Psychopathology of the Lived Body. *Frontiers in Human Neuroscience*, *10*.
<https://doi.org/10.3389/fnhum.2016.00172>

- Olivé, I., & Berthoz, A. (2012). Combined Induction of Rubber-Hand Illusion and Out-of-Body Experiences. *Frontiers in Psychology*, 3. <https://doi.org/10.3389/fpsyg.2012.00128>
- O'Shaughnessy, B. (1998). Proprioception and the body image. In *The body and the self* (pp. 175–205). MIT Press Cambridge, MA.
- Paillard, J. (1999). Body schema and body image—A double dissociation in deafferented patients. In *Motor control. Today and tomorrow*. (p. 18). Sophia : Academic Publishing House.
- Palluel, E., Aspell, J. E., & Blanke, O. (2011). Leg muscle vibration modulates bodily self-consciousness: Integration of proprioceptive, visual, and tactile signals. *Journal of Neurophysiology*, 105(5), 2239–2247. <https://doi.org/10.1152/jn.00744.2010>
- Park, & Blanke. (2019). Coupling Inner and Outer Body for Self-Consciousness. *Trends in Cognitive Sciences*, 23(5), 377–388. <https://doi.org/10.1016/j.tics.2019.02.002>
- Park, H.-D., Bernasconi, F., Bello-Ruiz, J., Pfeiffer, C., Salomon, R., & Blanke, O. (2016). Transient Modulations of Neural Responses to Heartbeats Covary with Bodily Self-Consciousness. *Journal of Neuroscience*, 36(32), 8453–8460. <https://doi.org/10.1523/JNEUROSCI.0311-16.2016>
- Park, H.-D., Correia, S., Ducorps, A., & Tallon-Baudry, C. (2014). Spontaneous fluctuations in neural responses to heartbeats predict visual detection. *Nature Neuroscience*, 17(4), Article 4. <https://doi.org/10.1038/nn.3671>
- Park, & Tallon-Baudry, C. (2014). The neural subjective frame: From bodily signals to perceptual consciousness. *Philosophical Transactions of the Royal Society B: Biological Sciences*, 369(1641), 20130208. <https://doi.org/10.1098/rstb.2013.0208>
- Paton, B., Hohwy, J., & Enticott, P. G. (2012). The Rubber Hand Illusion Reveals Proprioceptive and Sensorimotor Differences in Autism Spectrum Disorders. *Journal of Autism and Developmental Disorders*, 42(9), 1870–1883. <https://doi.org/10.1007/s10803-011-1430-7>
- Pavani, F., & Zampini, M. (2007). The Role of Hand Size in the Fake-Hand Illusion Paradigm. *Perception*, 36(10), 1547–1554. <https://doi.org/10.1068/p5853>

- Peck, T. C., Seinfeld, S., Aglioti, S. M., & Slater, M. (2013). Putting yourself in the skin of a black avatar reduces implicit racial bias. *Consciousness and Cognition*, 22(3), 779–787.
<https://doi.org/10.1016/j.concog.2013.04.016>
- Petkova, V. I., Björnsdotter, M., Gentile, G., Jonsson, T., Li, T.-Q., & Ehrsson, H. H. (2011). From Part- to Whole-Body Ownership in the Multisensory Brain. *Current Biology*, 21(13), 1118–1122.
<https://doi.org/10.1016/j.cub.2011.05.022>
- Petkova, V. I., & Ehrsson, H. H. (2008). If I Were You: Perceptual Illusion of Body Swapping. *PLoS ONE*, 3(12), e3832. <https://doi.org/10.1371/journal.pone.0003832>
- Petkova, V. I., Khoshnevis, M., & Ehrsson, H. H. (2011). The Perspective Matters! Multisensory Integration in Ego-Centric Reference Frames Determines Full-Body Ownership. *Frontiers in Psychology*, 2. <https://doi.org/10.3389/fpsyg.2011.00035>
- Pfeifer, J. H., & Peake, S. J. (2012). Self-development: Integrating cognitive, socioemotional, and neuroimaging perspectives. *Developmental Cognitive Neuroscience*, 2(1), 55–69.
<https://doi.org/10.1016/j.dcn.2011.07.012>
- Pitron, V., Alsmith, A., & de Vignemont, F. (2018). How do the body schema and the body image interact? *Consciousness and Cognition*, 65, 352–358.
<https://doi.org/10.1016/j.concog.2018.08.007>
- Pitron, V., & de Vignemont, F. (2017). Beyond differences between the body schema and the body image: Insights from body hallucinations. *Consciousness and Cognition*, 53, 115–121.
<https://doi.org/10.1016/j.concog.2017.06.006>
- Preston, C., & Ehrsson, H. H. (2014). Illusory Changes in Body Size Modulate Body Satisfaction in a Way That Is Related to Non-Clinical Eating Disorder Psychopathology. *PLoS ONE*, 9(1), e85773. <https://doi.org/10.1371/journal.pone.0085773>
- Preston, C., & Ehrsson, H. H. (2016). Illusory Obesity Triggers Body Dissatisfaction Responses in the Insula and Anterior Cingulate Cortex. *Cerebral Cortex*, 26(12), 4450–4460.
<https://doi.org/10.1093/cercor/bhw313>

- Preuss Mattsson, N., Coppi, S., Chancel, M., & Ehrsson, H. H. (2022). Combination of visuo-tactile and visuo-vestibular correlations in illusory body ownership and self-motion sensations. *PLOS ONE*, *17*(11), e0277080. <https://doi.org/10.1371/journal.pone.0277080>
- Preuss, N., & Ehrsson, H. H. (2019). Full-body ownership illusion elicited by visuo-vestibular integration. *Journal of Experimental Psychology: Human Perception and Performance*, *45*(2), 209–223. <https://doi.org/10.1037/xhp0000597>
- Provenzano, L., Porciello, G., Ciccarone, S., Lenggenhager, B., Tieri, G., Marucci, M., Dazzi, F., Loredio, C., & Bufalari, I. (2019). Characterizing Body Image Distortion and Bodily Self-Plasticity in Anorexia Nervosa via Visuo-Tactile Stimulation in Virtual Reality. *Journal of Clinical Medicine*, *9*(1), 98. <https://doi.org/10.3390/jcm9010098>
- Pyasik, M., Ciorli, T., & Pia, L. (2022). Full body illusion and cognition: A systematic review of the literature. *Neuroscience & Biobehavioral Reviews*, *143*, 104926. <https://doi.org/10.1016/j.neubiorev.2022.104926>
- Qin, P., Wang, M., & Northoff, G. (2020). Linking bodily, environmental and mental states in the self—A three-level model based on a meta-analysis. *Neuroscience & Biobehavioral Reviews*, *115*, 77–95. <https://doi.org/10.1016/j.neubiorev.2020.05.004>
- Rabellino, D., Harricharan, S., Frewen, P. A., Burin, D., McKinnon, M. C., & Lanius, R. A. (2016). “I can’t tell whether it’s my hand”: A pilot study of the neurophenomenology of body representation during the rubber hand illusion in trauma-related disorders. *European Journal of Psychotraumatology*, *7*(1), 32918. <https://doi.org/10.3402/ejpt.v7.32918>
- Reed, C. L. (2002). Chronometric comparisons of imagery to action: Visualizing versus physically performing springboard dives. *Memory & Cognition*, *30*(8), 1169–1178. <https://doi.org/10.3758/BF03213400>
- Riva, G. (2018). The neuroscience of body memory: From the self through the space to the others. *Cortex*, *104*, 241–260. <https://doi.org/10.1016/j.cortex.2017.07.013>

- Riva, G., & Dakanalis, A. (2018). Altered Processing and Integration of Multisensory Bodily Representations and Signals in Eating Disorders: A Possible Path Toward the Understanding of Their Underlying Causes. *Frontiers in Human Neuroscience*, *12*, 49.
<https://doi.org/10.3389/fnhum.2018.00049>
- Ronchi, R., Park, H.-D., & Blanke, O. (2018). Bodily self-consciousness and its disorders. In *Handbook of Clinical Neurology* (Vol. 151, pp. 313–330). Elsevier. <https://doi.org/10.1016/B978-0-444-63622-5.00015-2>
- Ross, P. D., Polson, L., & Grosbras, M.-H. (2012). Developmental Changes in Emotion Recognition from Full-Light and Point-Light Displays of Body Movement. *PLoS ONE*, *7*(9), e44815.
<https://doi.org/10.1371/journal.pone.0044815>
- Rubo, M., & Gamer, M. (2019). Visuo-tactile congruency influences the body schema during full body ownership illusion. *Consciousness and Cognition*, *73*, 102758.
<https://doi.org/10.1016/j.concog.2019.05.006>
- Salomon, R., van Elk, M., Aspell, J. E., & Blanke, O. (2012). I feel who I see: Visual body identity affects visual–tactile integration in peripersonal space. *Consciousness and Cognition*, *21*(3), 1355–1364. <https://doi.org/10.1016/j.concog.2012.06.012>
- Salvato, G., Richter, F., Sedeño, L., Bottini, G., & Paulesu, E. (2020). Building the bodily self-awareness: Evidence for the convergence between interoceptive and exteroceptive information in a multilevel kernel density analysis study. *Human Brain Mapping*, *41*(2), 401–418. <https://doi.org/10.1002/hbm.24810>
- Salvato, G., Romano, D., De Maio, G., & Bottini, G. (2020). Implicit mechanisms of body image alterations: The covert attention exposure effect. *Attention, Perception, & Psychophysics*, *82*(4), 1808–1817. <https://doi.org/10.3758/s13414-019-01921-2>
- Samad, M., Chung, A. J., & Shams, L. (2015). Perception of Body Ownership Is Driven by Bayesian Sensory Inference. *PLOS ONE*, *10*(2), e0117178.
<https://doi.org/10.1371/journal.pone.0117178>

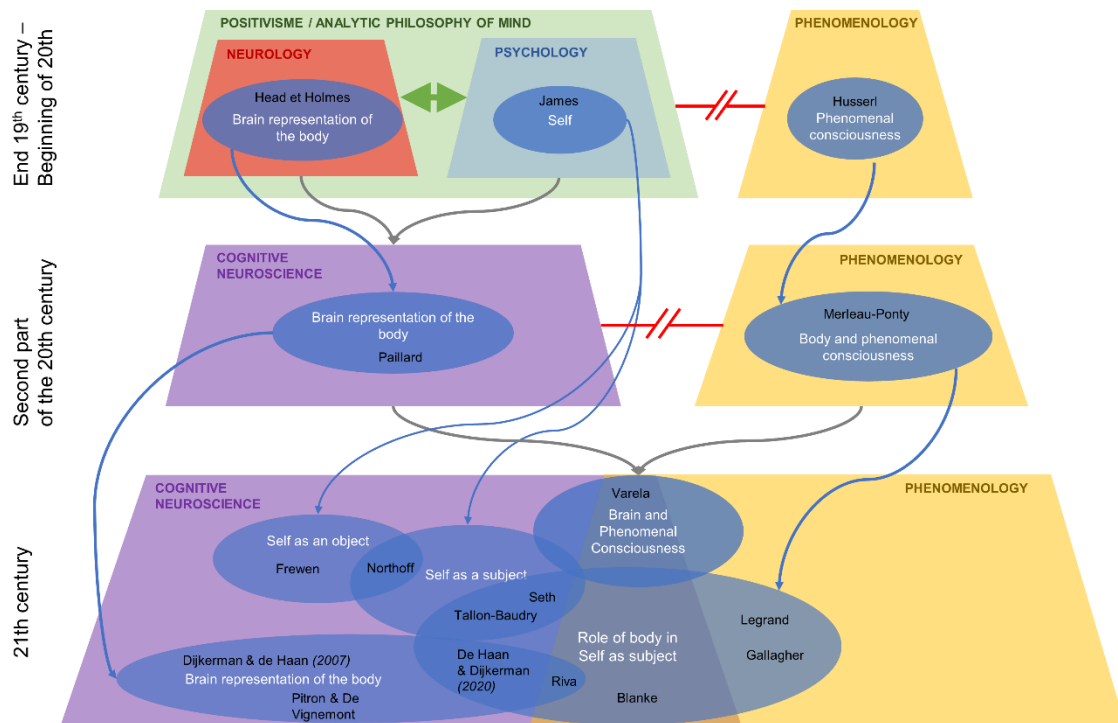
- Sattler, F. A., Eickmeyer, S., & Eisenkolb, J. (2020). Body image disturbance in children and adolescents with anorexia nervosa and bulimia nervosa: A systematic review. *Eating and Weight Disorders - Studies on Anorexia, Bulimia and Obesity*, 25(4), 857–865.
<https://doi.org/10.1007/s40519-019-00725-5>
- Schilder, P. (1935). *The Image and Appearance of the Human Body*. London: Kegan, Paul, Trench, Trubner and Co.
- Schwoebel, J. (2001). Pain and the body schema: Evidence for peripheral effects on mental representations of movement. *Brain*, 124(10), 2098–2104.
<https://doi.org/10.1093/brain/124.10.2098>
- Schwoebel, J., & Coslett, H. B. (2005). Evidence for Multiple, Distinct Representations of the Human Body. *Journal of Cognitive Neuroscience*, 17(4), 543–553.
<https://doi.org/10.1162/0898929053467587>
- Seghezzi, S., Giannini, G., & Zapparoli, L. (2019). Neurofunctional correlates of body-ownership and sense of agency: A meta-analytical account of self-consciousness. *Cortex*, 121, 169–178.
<https://doi.org/10.1016/j.cortex.2019.08.018>
- Seiryte, A., & Rusconi, E. (2015). The Empathy Quotient (EQ) predicts perceived strength of bodily illusions and illusion-related sensations of pain. *Personality and Individual Differences*, 77, 112–117. <https://doi.org/10.1016/j.paid.2014.12.048>
- Senkowski, D., & Heinz, A. (2016). Chronic pain and distorted body image: Implications for multisensory feedback interventions. *Neuroscience & Biobehavioral Reviews*, 69, 252–259.
<https://doi.org/10.1016/j.neubiorev.2016.08.009>
- Seth, A. K. (2013). Interoceptive inference, emotion, and the embodied self. *Trends in Cognitive Sciences*, 17(11), 565–573. <https://doi.org/10.1016/j.tics.2013.09.007>
- Seth, A. K., & Friston, K. J. (2016). Active interoceptive inference and the emotional brain. *Philosophical Transactions of the Royal Society B: Biological Sciences*, 371(1708), 20160007.
<https://doi.org/10.1098/rstb.2016.0007>

- Seth, A. K., & Tsakiris, M. (2018). Being a Beast Machine: The Somatic Basis of Selfhood. *Trends in Cognitive Sciences*, 22(11), 969–981. <https://doi.org/10.1016/j.tics.2018.08.008>
- Slater, M., Spanlang, B., Sanchez-Vives, M. V., & Blanke, O. (2010). First Person Experience of Body Transfer in Virtual Reality. *PLoS ONE*, 5(5), e10564. <https://doi.org/10.1371/journal.pone.0010564>
- Smith, D. W., & Thomasson, A. L. (Eds.). (2005). *Phenomenology and philosophy of mind*. Clarendon Press ; Oxford University Press.
- Sokolov, A. A., Miall, R. C., & Ivry, R. B. (2017). The Cerebellum: Adaptive Prediction for Movement and Cognition. *Trends in Cognitive Sciences*, 21(5), 313–332. <https://doi.org/10.1016/j.tics.2017.02.005>
- Steiner, P. (2014). La connaissance sans limites? In J.-M. Chevalier & B. Gaultier, *Connaître. Questions d'épistémologie contemporaine* (Itaque, pp. 93–118).
- Sui, J., & Humphreys, G. W. (2015). The Integrative Self: How Self-Reference Integrates Perception and Memory. *Trends in Cognitive Sciences*, 19(12), 719–728. <https://doi.org/10.1016/j.tics.2015.08.015>
- Sui, J., & Humphreys, G. W. (2017). The ubiquitous self: What the properties of self-bias tell us about the self: The ubiquitous self. *Annals of the New York Academy of Sciences*, 1396(1), 222–235. <https://doi.org/10.1111/nyas.13197>
- Tacikowski, P., Berger, C. C., & Ehrsson, H. H. (2017). Dissociating the Neural Basis of Conceptual Self-Awareness from Perceptual Awareness and Unaware Self-Processing. *Cerebral Cortex*, cercor.bhx004v1. <https://doi.org/10.1093/cercor/bhx004>
- Tacikowski, P., Fust, J., & Ehrsson, H. H. (2020). Fluidity of gender identity induced by illusory body-sex change. *Scientific Reports*, 10(1), 14385. <https://doi.org/10.1038/s41598-020-71467-z>
- Tacikowski, P., Weijs, M. L., & Ehrsson, H. H. (2020). Perception of Our Own Body Influences Self-Concept and Self-Incoherence Impairs Episodic Memory. *iScience*, 23(9), 101429. <https://doi.org/10.1016/j.isci.2020.101429>

- Tallon-Baudry, C., Campana, F., Park, H.-D., & Babo-Rebelo, M. (2018). The neural monitoring of visceral inputs, rather than attention, accounts for first-person perspective in conscious vision. *Cortex*, *102*, 139–149. <https://doi.org/10.1016/j.cortex.2017.05.019>
- Thakkar, K. N., Nichols, H. S., McIntosh, L. G., & Park, S. (2011). Disturbances in Body Ownership in Schizophrenia: Evidence from the Rubber Hand Illusion and Case Study of a Spontaneous Out-of-Body Experience. *PLoS ONE*, *6*(10), e27089. <https://doi.org/10.1371/journal.pone.0027089>
- Tsakiris, M. (2017). The multisensory basis of the self: From body to identity to others. *Quarterly Journal of Experimental Psychology*, *70*(4), 597–609. <https://doi.org/10.1080/17470218.2016.1181768>
- Tsakiris, M., Jiménez, A. T.-, & Costantini, M. (2011). Just a heartbeat away from one's body: Interoceptive sensitivity predicts malleability of body-representations. *Proceedings of the Royal Society B: Biological Sciences*, *278*(1717), 2470–2476. <https://doi.org/10.1098/rspb.2010.2547>
- Tsakiris, M., Longo, M. R., & Haggard, P. (2010). Having a body versus moving your body: Neural signatures of agency and body-ownership. *Neuropsychologia*, *48*(9), 2740–2749. <https://doi.org/10.1016/j.neuropsychologia.2010.05.021>
- Tsay, A., Allen, T. J., Proske, U., & Giummarra, M. J. (2015). Sensing the body in chronic pain: A review of psychophysical studies implicating altered body representation. *Neuroscience & Biobehavioral Reviews*, *52*, 221–232. <https://doi.org/10.1016/j.neubiorev.2015.03.004>
- van der Hoort, B., Guterstam, A., & Ehrsson, H. H. (2011). Being Barbie: The Size of One's Own Body Determines the Perceived Size of the World. *PLoS ONE*, *6*(5), e20195. <https://doi.org/10.1371/journal.pone.0020195>
- Varela, F. (1996). Phenomenology in Consciousness Research. *Journal of Consciousness Studies*, *3*(4), 330–349.

- Varela, F. J., Thompson, E., & Rosch, E. (1993). *The embodied mind: Cognitive science and human experience (1st MIT Press paperback ed.)*. Cambridge, Mass.: MIT Press.
- Viodé, C., & Maïdi, H. (2020). Rupture du Moi-corps à l'adolescence. *Annales Médico-psychologiques, revue psychiatrique*, 178(3), 310–313. <https://doi.org/10.1016/j.amp.2020.01.017>
- Walsh, K. S., McGovern, D. P., Clark, A., & O'Connell, R. G. (2020). Evaluating the neurophysiological evidence for predictive processing as a model of perception. *Annals of the New York Academy of Sciences*, 1464(1), 242–268. <https://doi.org/10.1111/nyas.14321>
- Wolff, A., Di Giovanni, D. A., Gómez-Pilar, J., Nakao, T., Huang, Z., Longtin, A., & Northoff, G. (2019). The temporal signature of self: Temporal measures of resting-state EEG predict self-consciousness. *Human Brain Mapping*, 40(3), 789–803. <https://doi.org/10.1002/hbm.24412>
- Wolpert, D. M., Miall, R. C., & Kawato, M. (1998). Internal models in the cerebellum. *Trends in Cognitive Sciences*, 2(9), 338–347. [https://doi.org/10.1016/S1364-6613\(98\)01221-2](https://doi.org/10.1016/S1364-6613(98)01221-2)

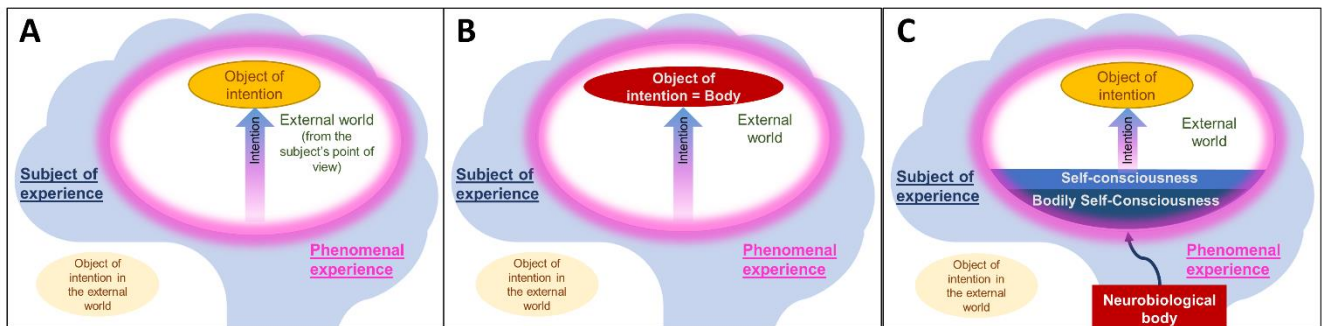
Figure 1. Schematic flow chart placing the main theoretical frameworks discussed in the article.



At the turn of the 20th century, psychology moved away from introspective methods and promoted a scientifically based examination of the mind and behaviour, aligning with the principles of positivism. The work of Head and Holmes addressed the mind-body relationship from a neurological perspective while dialoguing with psychologists. Phenomenology developed in parallel, remaining distant from approaches investigating the representation of the body (De Vignemont 2020; Smith & Thomasson, 2005). The emergence of embodied and embedded approaches at the end of the 20th century marks an explicit rapprochement between phenomenology and cognitive science (Varela, 1996; Varela et al., 1993), concomitant with expansion of the study of neurophysiological correlates of phenomenal consciousness. The study of implicit consciousness of being a body, what we call bodily self-consciousness, took a new turn with the landmark publication of the first paper on the rubber-hand-illusion in 1998. This study sparked ongoing research on the place of the body in the self as a subject. Representationalist approaches also delved into this realm by seeking the brain's representation of the body. Also, with advances in neuroimaging an increasing number of studies aimed to identify the brain bases of the self-as-a-subject as well as of the self-as-an-object. This overview is however simplified and reductive. For example, Schilder's

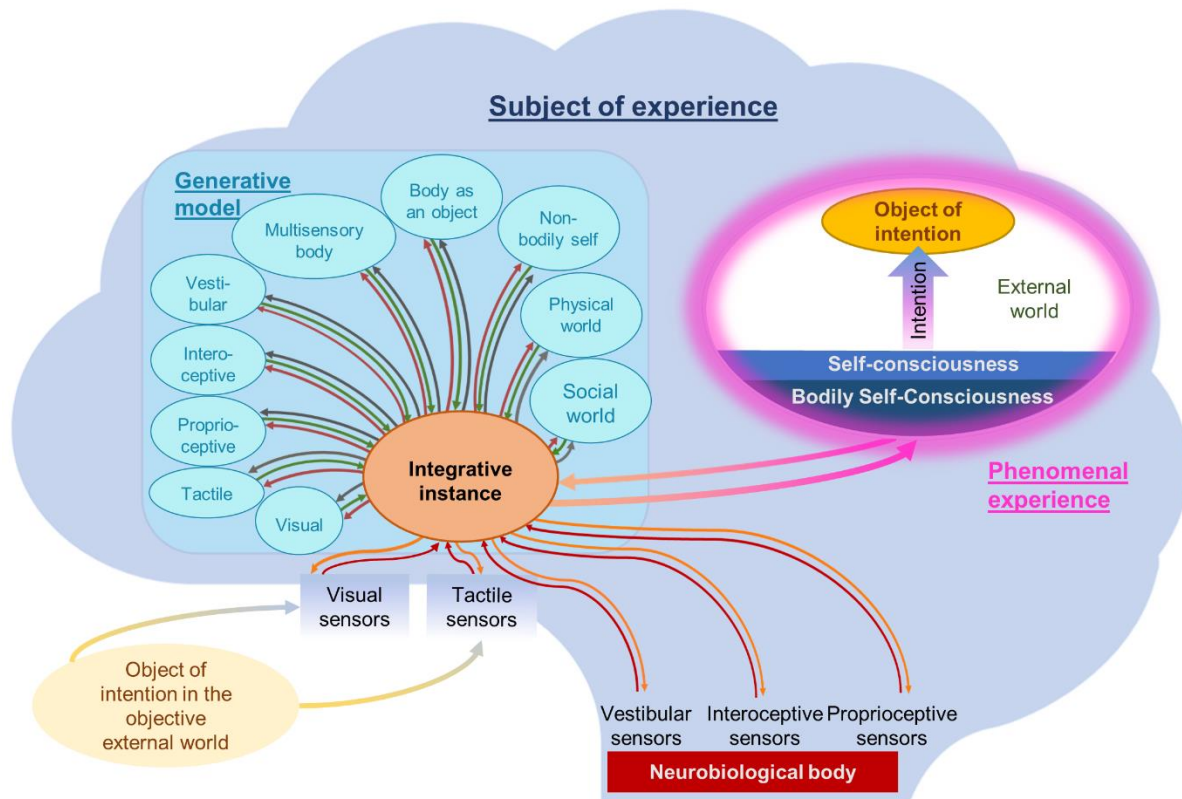
ideas were influenced by both Head and Holmes's concept of body schema and by Husserl's ideas.

Figure 2. Place of the Body in Different Dimensions of Experience.



A. Experience from a phenomenological approach. B. The place of the body in experience for many clinical and cognitive psychology studies: the body is the intentional object of consciousness. C. The place of the body in experience according to studies dealing with bodily self-consciousness, self-consciousness, and perceptual consciousness: the body is constitutive of the subject, shaping the content of phenomenal experience.

Figure 3 Integrative Model for Conceptualizing Different Dimensions of the Body and their Relations.



Multisensorial inputs and high-level brain mechanisms shape the content of phenomenal consciousness including bodily self-consciousness and self-consciousness, based on predictive coding theories. Priors (blue circles) store probabilistic predictions about multisensorial inputs, the body mereology, the self and the world. Afferent multisensorial inputs (red arrows) are compared to these predictions. If sensory inputs do not match predictions, prediction errors (green arrows) arise. They are minimized by updating priors composing the model (grey arrows) and/or by active inference (orange arrows). This dynamic system conditions phenomenal experience. Reciprocally, subjective experience influences the dynamic and modifies the priors.