



HAL
open science

Effects of Renal Denervation vs Sham in Resistant Hypertension After Medication Escalation

Michel Azizi, Felix Mahfoud, Michael A Weber, Andrew S P Sharp, Roland E Schmieder, Philipp Lurz, Melvin D Lobo, Naomi D L Fisher, Joost Daemen, Michael J Bloch, et al.

► **To cite this version:**

Michel Azizi, Felix Mahfoud, Michael A Weber, Andrew S P Sharp, Roland E Schmieder, et al.. Effects of Renal Denervation vs Sham in Resistant Hypertension After Medication Escalation. *JAMA Cardiology*, 2022, 7 (12), pp.1244. 10.1001/jamacardio.2022.3904 . hal-04050917

HAL Id: hal-04050917

<https://hal.science/hal-04050917>

Submitted on 31 Mar 2023

HAL is a multi-disciplinary open access archive for the deposit and dissemination of scientific research documents, whether they are published or not. The documents may come from teaching and research institutions in France or abroad, or from public or private research centers.

L'archive ouverte pluridisciplinaire **HAL**, est destinée au dépôt et à la diffusion de documents scientifiques de niveau recherche, publiés ou non, émanant des établissements d'enseignement et de recherche français ou étrangers, des laboratoires publics ou privés.



Distributed under a Creative Commons Attribution 4.0 International License

JAMA Cardiology | Original Investigation

Effects of Renal Denervation vs Sham in Resistant Hypertension After Medication Escalation

Prespecified Analysis at 6 Months of the RADIANCE-HTN TRIO Randomized Clinical Trial

Michel Azizi, MD, PhD; Felix Mahfoud, MD, MA; Michael A. Weber, MD; Andrew S. P. Sharp, MD; Roland E. Schmieder, MD; Philipp Lurz, MD, PhD; Melvin D. Lobo, PhD; Naomi D. L. Fisher, MD; Joost Daemen, MD, PhD; Michael J. Bloch, MD; Jan Basile, MD; Kintur Sanghvi, MD; Manish Saxena, MBBS, MSc; Philippe Gosse, MD; J. Stephen Jenkins, MD; Terry Levy, MB, ChB; Alexandre Persu, MD, PhD; Benjamin Kably, PharmD, PhD; Lisa Claude, MS; Helen Reeve-Stoffer, PhD; Candace McClure, PhD; Ajay J. Kirtane, MD, SM; for the RADIANCE-HTN Investigators

 Supplemental content

IMPORTANCE Although early trials of endovascular renal denervation (RDN) for patients with resistant hypertension (RHTN) reported inconsistent results, ultrasound RDN (uRDN) was found to decrease blood pressure (BP) vs sham at 2 months in patients with RHTN taking stable background medications in the Study of the ReCor Medical Paradise System in Clinical Hypertension (RADIANCE-HTN TRIO) trial.

OBJECTIVES To report the prespecified analysis of the persistence of the BP effects and safety of uRDN vs sham at 6 months in conjunction with escalating antihypertensive medications.

DESIGN, SETTING, AND PARTICIPANTS This randomized, sham-controlled, clinical trial with outcome assessors and patients blinded to treatment assignment, enrolled patients from March 11, 2016, to March 13, 2020. This was an international, multicenter study conducted in the US and Europe. Participants with daytime ambulatory BP of 135/85 mm Hg or higher after 4 weeks of single-pill triple-combination treatment (angiotensin-receptor blocker, calcium channel blocker, and thiazide diuretic) with estimated glomerular filtration rate (eGFR) of 40 mL/min/1.73 m² or greater were randomly assigned to uRDN or sham with medications unchanged through 2 months. From 2 to 5 months, if monthly home BP was 135/85 mm Hg or higher, standardized stepped-care antihypertensive treatment starting with aldosterone antagonists was initiated under blinding to treatment assignment.

INTERVENTIONS uRDN vs sham procedure in conjunction with added medications to target BP control.

MAIN OUTCOMES AND MEASURES Six-month change in medications, change in daytime ambulatory systolic BP, change in home systolic BP adjusted for baseline BP and medications, and safety.

RESULTS A total of 65 of 69 participants in the uRDN group and 64 of 67 participants in the sham group (mean [SD] age, 52.4 [8.3] years; 104 male [80.6%]) with a mean (SD) eGFR of 81.5 (22.8) mL/min/1.73 m² had 6-month daytime ambulatory BP measurements. Fewer medications were added in the uRDN group (mean [SD], 0.7 [1.0] medications) vs sham (mean [SD], 1.1 [1.1] medications; $P = .045$) and fewer patients in the uRDN group received aldosterone antagonists at 6 months (26 of 65 [40.0%] vs 39 of 64 [60.9%]; $P = .02$). Despite less intensive standardized stepped-care antihypertensive treatment, mean (SD) daytime ambulatory BP at 6 months was 138.3 (15.1) mm Hg with uRDN vs 139.0 (14.3) mm Hg with sham (additional decreases of -2.4 [16.6] vs -7.0 [16.7] mm Hg from month 2, respectively), whereas home SBP was lowered to a greater extent with uRDN by 4.3 mm Hg (95% CI, 0.5-8.1 mm Hg; $P = .03$) in a mixed model adjusting for baseline and number of medications. Adverse events were infrequent and similar between groups.

CONCLUSIONS AND RELEVANCE In this study, in patients with RHTN initially randomly assigned to uRDN or a sham procedure and who had persistent elevation of BP at 2 months after the procedure, standardized stepped-care antihypertensive treatment escalation resulted in similar BP reduction in both groups at 6 months, with fewer additional medications required in the uRDN group.

TRIAL REGISTRATION ClinicalTrials.gov Identifier: [NCT02649426](https://clinicaltrials.gov/ct2/show/study/NCT02649426)

JAMA Cardiol. 2022;7(12):1244-1252. doi:10.1001/jamacardio.2022.3904
Published online November 9, 2022.

Author Affiliations: Author affiliations are listed at the end of this article.

Group Information: The RADIANCE-HTN Investigators are listed in Supplement 5 and the eAppendix in Supplement 4.

Corresponding Author: Michel Azizi, MD, PhD, Assistance Publique-Hôpitaux de Paris, Hôpital Européen Georges-Pompidou, Hypertension Department and DMU CARTE, F-75015, 20-40, Rue Leblanc, 75015 Paris, France (michel.azizi@aphp.fr).

[jamacardiology.com](https://www.jamacardiology.com)

In addition to lifestyle changes and pharmacotherapy, endovascular catheter-based renal denervation (RDN) has emerged as a blood pressure (BP)-lowering treatment, but early trials reported inconsistent results.^{1,2} Subsequently, 3 sham-controlled trials with improved catheter designs and revised procedural technique confirmed the short-term BP-lowering efficacy of both radiofrequency and ultrasound RDN (uRDN) in the absence^{3,4} and the presence⁵ of antihypertensive medications in patients with mild-to-moderate uncontrolled hypertension.

In the sham-controlled Study of the ReCor Medical Paradise System in Clinical Hypertension (RADIANCE-HTN TRIO) trial, a greater reduction in 2-month daytime ambulatory systolic BP (SBP) was observed with uRDN relative to a sham procedure in patients with resistant hypertension (RHTN), despite a stable dose of a standardized, single-pill, triple combination of antihypertensive medications.⁶ However, the persistence of the effects of uRDN beyond 2 months in conjunction with added antihypertensive medications in patients with RHTN remains unknown. Beyond the single-pill combination therapy, a guideline-recommended, standardized, stepped-care antihypertensive treatment (SSAHT) was started in the RADIANCE-HTN TRIO trial if home BP remained uncontrolled after ascertainment of the primary end point at 2 months.⁶ The objectives of this prespecified analysis were to report the persistence of the BP-lowering efficacy and safety of uRDN at 6 months, as well as antihypertensive medication burden while both patients and clinical staff remained blinded to the initial study randomization.

Methods

Study Design

The international, multicenter, randomized, sham-controlled RADIANCE-HTN TRIO trial was conducted in 28 centers in the US and 25 centers in Europe. The full protocol, statistical analysis plan, and revision history are provided in [Supplement 1](#), [Supplement 2](#), and [Supplement 3](#). Study background is available in the eAppendix in [Supplement 4](#). The study was approved by local ethics committees or institutional review boards. All participants provided written informed consent to complete a minimum of 3-year follow-up. The trial followed the Consolidated Standards of Reporting Trials (CONSORT) reporting guidelines.

Briefly, eligible participants were men or women aged 18 to 75 years with (1) RHTN defined as seated office SBP and diastolic BP (DBP) of 140/90 mm Hg or higher despite 3 or more antihypertensive medications including a diuretic and (2) an estimated glomerular filtration rate (eGFR) of 40 mL/min/1.73 m² or greater. Race and ethnicity were identified by direct questioning of the participant, and this information was included in the study per the US Food and Drug Administration guidance document titled "Collection of Race and Ethnicity Data in Clinical Trials."⁷ The following specific categories for race and ethnicity were included: (1) American Indian or Alaska Native; (2) Asian; (3) Black, African heritage; (4) Black, Caribbean heritage; (5) Black, other heritage, specify;

Key Points

Question Is the blood pressure (BP)-lowering effect of ultrasound renal denervation (uRDN) in patients with resistant hypertension (RHTN) maintained following blinded addition of antihypertensive medications to control BP through 6 months?

Findings In this randomized, sham-controlled, clinical trial including 136 patients with RHTN, the BP-lowering effect of uRDN was sustained at 6 months with similar daytime systolic ambulatory BP compared with sham despite fewer medications, especially aldosterone antagonists.

Meaning uRDN may represent an adjunctive BP-lowering therapy to medications among patients with RHTN.

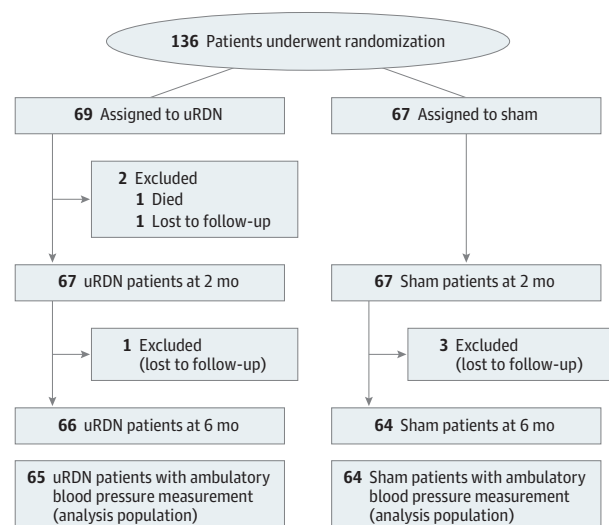
(6) Caucasian; (7) Hispanic or Latino; (8) multiple ethnicities, specify; (9) Native Hawaiian or other Pacific; or (10) other ethnicity not listed, specify.

At enrollment, participants were switched to a single-pill, fixed-dose, daily combination of valsartan, 160 mg (or olmesartan, 40 mg), amlodipine, 10 mg (or 5 mg in the event of severe leg edema), and hydrochlorothiazide, 25 mg. No other antihypertensive medications were allowed except β -blockers for chronic coronary syndrome or heart failure. After 4 weeks of standardized therapy, 136 participants with daytime ambulatory SBP of 135 mm Hg or higher and DBP of 85 mm Hg or higher and suitable kidney artery anatomy were randomized by computer (1:1, stratified by center using blocks of 4 or 6 and permutations of treatment within each block) to receive uRDN (n = 69) with the Paradise Renal Denervation System (ReCor Medical) or a sham procedure (n = 67).⁶

The procedure assignment was masked for 6 months after randomization for both patients and the clinical staff responsible for follow-up. Patients were to remain undergoing the initial antihypertensive treatment until 2 months, unless specified BP criteria were exceeded.⁶ From the second to the fifth month after randomization, an SSAHT was recommended in both groups if the mean BP at home was 135 mm Hg or higher (systolic) or 85 mm Hg or higher (diastolic). The SSAHT included guideline-recommended sequential addition of (1) an aldosterone antagonist (preferentially spironolactone, 25 mg/day), (2) a β 1-blocker (preferentially bisoprolol, 10 mg/day), (3) a central α 2-receptor agonist (clonidine, 0.1-0.2 mg/day; rilmenidine, 1-2 mg/day; or moxonidine, 0.2-0.4 mg/day), and (4) an α 1-receptor blocker (prazosin, 5-10 mg/day or doxazosin, 4-8 mg/day).

From randomization to 6 months, patients had monthly visits before ingestion of their morning antihypertensive treatment to (1) undergo seated office BP, heart rate, and laboratory assessments as well as urine chemical adherence testing, (2) assess their 7-day home BP measured before each on-site visit, and (3) record adverse events and medications. Seated office BP and home BP were measured with the same validated electronic device (M10-IT [Omron Healthcare]) as previously described.^{3,6} Ambulatory BP measurements were performed following witnessed pill intake at baseline, 2, and 6 months as previously described (WatchBP [Microlife]),^{3,6} and

Figure 1. Participant Flow Chart



uRDN indicates ultrasound renal denervation.

all recordings were sent to a core laboratory (dabl Health), with treatment assignment masked.

Adherence to antihypertensive medications was assessed blinded to the treatment assignment using ultrahigh-performance liquid chromatography tandem mass spectrometry to detect drugs or their metabolites in spot urine samples collected before witnessed pill intake, at baseline, 2, and 6 months, as previously described.⁶ Full adherence to medications was defined as the presence of all prescribed drugs in the sample. Renal duplex ultrasound was performed at 2 and 6 months in all patients, followed by a computed tomography or magnetic resonance imaging angiogram of the kidney, if needed, to detect for renal artery stenosis.

Outcomes

Prespecified end points at 6 months included the following: (1) the number of antihypertensive medications prescribed; (2) the proportion of patients taking different classes of added antihypertensive medications, especially aldosterone antagonists; and (3) the baseline and covariate-adjusted changes in ambulatory, home, and office SBP. Other efficacy end points included change in DBP parameters and heart rate and the proportion of the patients with controlled out-of-office BP (defined as <135/85 mm Hg for both home and daytime ambulatory SBP/DBP). Safety assessments were performed and adjudicated as previously reported.⁶

Statistical Analysis

This was a superiority trial for which the sample size calculation was based on the change in daytime ambulatory SBP at 2 months—the primary outcome measure—as previously reported.⁶ The study was stopped on May 8, 2020, because the COVID-19 pandemic caused a pause in enrollment, and the prespecified evaluable sample size was met. For the present analysis, we included patients with complete baseline and 6-month

ambulatory BP measurements. Continuous variables are expressed as mean (SD), unless otherwise specified, and between-group differences are expressed as mean and corresponding 2-sided 95% CIs. Comparisons between groups at baseline and 6 months were made using unpaired *t* tests for continuous variables and Fisher exact test for categorical variables.

Analyses of the continuous BP outcomes were done using a linear mixed model using all available data. This model included a random intercept, visit, treatment allocation, visit-by-treatment interaction, baseline measure of the outcome, and the number of antihypertensive medications as fixed effects. *P* values were adjusted for multiple comparisons using the Tukey-Kramer test. A similar approach was applied to binary end points with generalized linear mixed models, using log-binomial regression in place of linear regression.

We also assessed treatment effects (change in BP parameters, heart rate, and eGFR) using analysis of covariance (or covariance based on ranks) with uRDN vs sham as the main effect and baseline value as a covariate. Analyses for prespecified subgroups were performed using linear regression analyses with change in daytime ambulatory SBP at 6 months as the dependent variable. Baseline BP, treatment group, subgroup, and treatment group by subgroup interaction term were included as independent variables in the models. Adjusted mean daytime ambulatory SBP by subgroup and *P* value for the treatment by subgroup interaction term are presented. All analyses were performed using SAS software, version 9.4 (SAS Institute). A *P* value < .05 (2-sided) was considered significant.

Results

A total of 65 of 69 participants (94.2%) in the uRDN group and 64 of 67 participants (95.5%) in the sham group had ambulatory blood pressure measurements at 6 months and were included in the analysis (Figure 1). Baseline characteristics were similar across both study groups and did not differ from those of the intention-to-treat population (eTable 1 in Supplement 4). Participants identified with the following race and ethnicity groups: 1 American Indian or Alaska Native (0.8%), 1 Arabic (0.8%), 2 Asian (1.6%); 1 Asian/Persian (0.8%), 25 Black (19.4%); 90 Caucasian (69.8%); 4 Hispanic or Latino (3.1%); 1 Portuguese (0.8%), and 4 unknown (3.1%). Included in the study was a total of 65 of 69 participants (94.2%) in the uRDN group and 64 of 67 participants (95.5%) in the sham group (mean [SD] age, 52.4 [8.3] years; 104 male [80.6%]; 25 female [19.4%]). Participants had a mean (SD) eGFR of 81.5 (22.8) mL/min/1.73 m². Blinding was maintained at 6 months between the 2 groups (eTable 2 in Supplement 4).

Burden of and Adherence to Medications

The single-pill combination treatment remained unchanged at the same dosage throughout the 6-month follow-up in 50 of 65 patients (76.9%) in the uRDN group and 53 of 64 patients (82.8%) in the sham group. Fewer antihypertensive medications were added from baseline to 6 months in the uRDN

Table 1. Number and Type of Antihypertensive Medications at 6 Months in the Analysis Population

Characteristic	No./total No. (%)		P value
	uRDN group (n = 65)	Sham group (n = 64)	
No. of medications at 6 mo, mean (SD)	3.8 (1.0)	4.1 (1.1)	.08 ^a
Change in No. of medications: 6 mo – baseline, mean (SD)	0.7 (1.0)	1.1 (1.1)	<.05 ^a
No. of antihypertensive medications at 6 mo			
1	1/65 (1.5)	0/64 (0)	.37 ^b
2	2/65 (3.1)	1/64 (1.6)	
3	26/65 (40.0)	22/64 (34.4)	
4	22/65 (33.8)	18/64 (28.1)	
≥5	14/65 (21.5)	23/64 (35.9)	
Types of medication at 6 mo within patients on medications			
Components of the triple combination therapy			
Calcium channel blocker	64/65 (98.5)	63/64 (98.4)	<.99 ^b
Angiotensin II antagonist	63/65 (96.9)	64/64 (100)	.50 ^b
Diuretic	62/65 (95.4)	61/64 (95.3)	<.99 ^b
Standardized stepped-care antihypertensive treatment:			
Spironolactone ^c	26/65 (40.0)	39/64 (60.9)	.02 ^d
β-Blocker	22/65 (33.8)	25/64 (39.1)	.54 ^d
Centrally acting α ₂ -receptor agonists	3/65 (4.6)	6/64 (9.4)	.32 ^b
α ₁ -Receptor blocker	3/65 (4.6)	4/64 (6.3)	.72 ^b
Other added medication			
Vasodilator	1/65 (1.5)	0/64 (0)	<.99 ^b

Abbreviations: uRDN, ultrasound renal denervation.

^a P value from Wilcoxon test comparing the renal denervation group to the sham group.

^b Fisher exact test.

^c Two patients received eplerenone in the uRDN group instead of spironolactone. Higher dose of spironolactone (50 or 75 mg) used in 5 of 24 patients (19%) in the uRDN group vs 12 of 39 patients (30.8%) in the sham group.

^d χ² Test.

group (mean [SD], 0.7 [1.0] medications) vs the sham group (mean [SD], 1.1 [1.1] medications; $P = .045$) (Table 1 and eFigure 1 in Supplement 4). The most frequently added antihypertensive medication was an aldosterone antagonist (predominantly spironolactone) (Table 1). However, an aldosterone antagonist was less frequently added at each monthly visit in the uRDN group vs the sham group through 6 months (uRDN group, 26 of 65 patients [40.0%] vs sham group, 39 of 64 patients [60.9%]; $P = .02$; overall odds ratio [OR], 0.4; 95% CI, 0.2-0.7; $P < .001$) (Figure 2 and eTable 3 in Supplement 4). There was no difference between the 2 groups in the use of the other recommended antihypertensive medications at 6 months. Full adherence to medications was high at 6 months (uRDN group, 40 of 56 patients [71.4%] vs sham group, 43 of 55 patients [78.2%]; $P = .41$) (eFigure 2 in Supplement 4).

Blood Pressure

The mean (SD) daytime ambulatory SBP at 6 months decreased by 11.8 (14.2) mm Hg from baseline reaching 138.3 (15.1) mm Hg in the uRDN group (–2.4 [16.6] mm Hg from month 2) and decreased by 12.3 (14.2) mm Hg from baseline in the sham group, reaching 139.0 (14.3) mm Hg (–7.0 [16.7] mm Hg from month 2) (eTable 4 and eFigure 3 in Supplement 4). The overall change in daytime ambulatory SBP from baseline to 6 months was –2.5 mm Hg lower with uRDN vs sham (95% CI, –6.7 to 1.7 mm Hg; $P = .25$) in a mixed linear model (Table 2). There was no heterogeneity in the between-group difference in daytime ambulatory SBP changes from baseline according to sex, race and ethnicity, age, abdominal circumference, baseline BP, and geography (eFigure 4 in Supplement 4). The changes in 24-hour and nighttime ambulatory SBP did not significantly differ be-

tween the 2 groups and were consistent with the changes in daytime SBP (eTable 4 in Supplement 4).

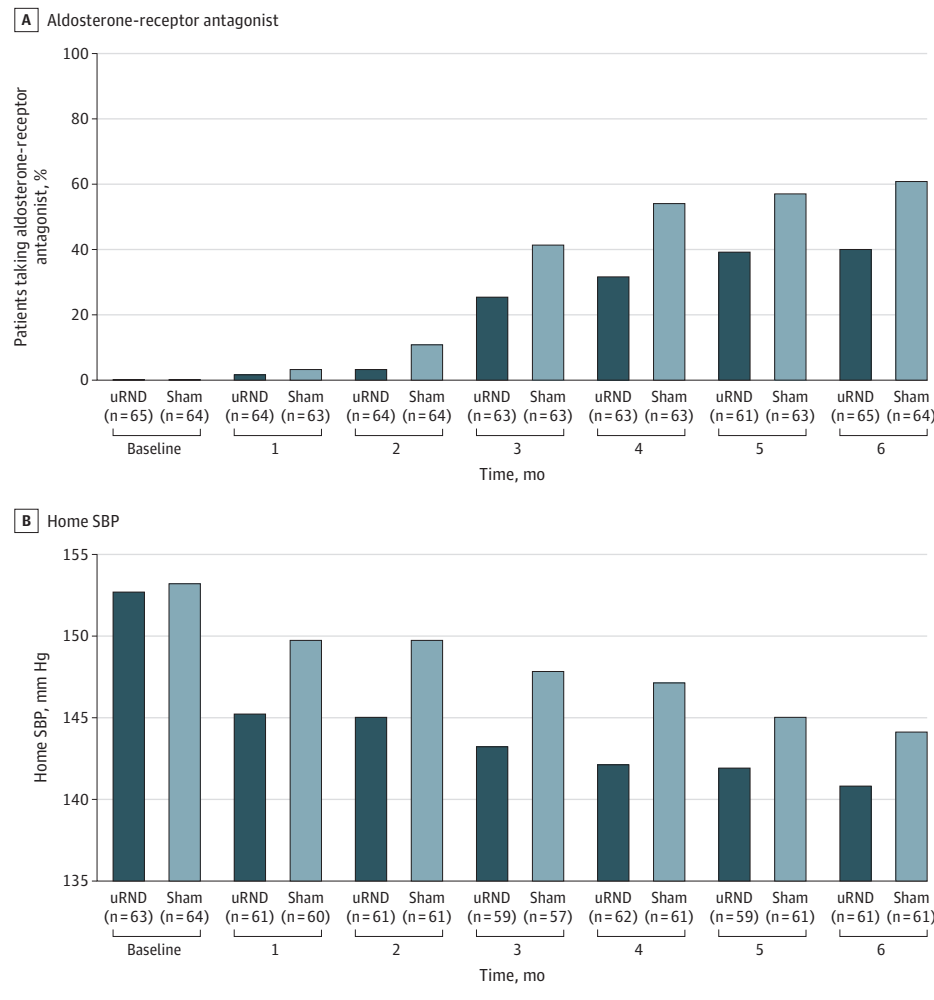
In contrast, the overall decrease in home SBP from baseline to 1, 2, 3, 4, 5, and 6 months was greater with uRDN compared with sham (estimated overall between-group difference: –4.3 mm Hg; 95% CI, –8.1 to –0.5 mm Hg; $P = .03$) in a mixed linear model adjusting for baseline and number of medications (Table 2 and Figure 2). A similar trend was observed for office SBP changes (Table 2). All other BP parameters are reported in eTable 5 in Supplement 4.

Individual patient changes in daytime ambulatory SBP at 6 months displayed large between-participant variability in both groups (Figure 3). In the mixed linear model, out-of-office BP control (home and daytime ambulatory) was achieved more frequently with uRDN compared with sham (OR, 10.0; 95% CI, 2.7-37.2; $P = .03$ and OR, 1.8; 95% CI, 0.9-3.6; $P = .07$, respectively) (eTable 6 in Supplement 4). There was a larger mean (SD) decrease in daytime ambulatory heart rate in the sham group (–7.3 [9.6] beats/minute) than in the uRDN group (–1.9 [8.8] beats/minute; $P = .04$) perhaps reflecting the more frequent use of β-blockers (eTable 7 in Supplement 4).

Safety Outcomes

As previously reported, 3 adverse events occurred after uRDN up to 30 days after the procedure (eTable 8 in Supplement 4).⁶ Other cardiovascular or kidney events through 6 months were reported in 4 patients in each group (eTable 8 in Supplement 4). eGFR decreased slightly and similarly from baseline to 6 months in the 2 groups (eTable 9 in Supplement 4). No new kidney artery stenosis of 50% or greater was detected on non-invasive imaging in either group at 6 months.

Figure 2. Percentage of Patients Taking an Aldosterone-Receptor Antagonist and Corresponding 7-Day Home Systolic Blood Pressure (SBP) Measurements



Data were captured monthly from randomization to 6 months in the ultrasound renal denervation (uRND) group (n = 65) and the sham group (n = 64) in the analysis population. The mean of 7-day home SBP values is shown. The number of patients with available data in each group is shown in parentheses below the x-axis. A, An aldosterone-receptor antagonist was much less frequently added at each monthly visit in the uRND group by physicians blinded to the randomization compared with the sham group though 6 months (overall odds ratio, 0.4; 95% CI, 0.2-0.7; absolute risk difference: -15.1%; 95% CI, -23.9% to -6.2%; $P < .001$). B, The overall decrease in home SBP from baseline to 1, 2, 3, 4, 5, and 6 months was greater in the uRND group than in the sham group (estimated overall between-group difference: -4.3 mm Hg; 95% CI, -8.1 to -0.5 mm Hg; $P = .03$ in a mixed linear model adjusting for baseline and medications added).

Discussion

The prespecified analysis of the RADIANCE-HTN TRIO randomized clinical trial demonstrated that the BP-lowering effect of uRDN was maintained through 6 months after initiation of the recommended SSAHT in patients with RHTN who had persistent elevation of BP at 2 months after the procedure. As suggested by the SSAHT escalation protocol, higher home BP values caused physicians, who were kept blinded to randomization assignment up to 6 months, to add antihypertensive medications, especially aldosterone antagonists, to background initial triple antihypertensive therapy in order to lower BP. This occurred to a greater extent in the sham group. However, the protocolized escalation of antihypertensive medications resulted in a similar ambulatory SBP reduction at 6 months in both the uRDN and the sham groups, with fewer additional medications required in the uRDN group.

Demonstration of the durability of the BP-lowering effect of uRDN in a randomized trial remains a methodological challenge, given the clinical need to add pharmacological treat-

ment(s) in the case of persistent, or recurrent, uncontrolled hypertension after more than 2 months of follow-up.^{8,9} Prior trials of RDN that enrolled patients with mild hypertension at low risk of hypertension-related complications allowed investigators to maintain stable medication regimens until assessment of the primary BP efficacy end point between 2 and 6 months.³⁻⁵ The risk of a hypertension-related complication within 6 months is much higher for patients with RHTN,¹⁰ as reported at 6 months in the Renal Denervation in Patients with Uncontrolled Hypertension (SYMPPLICITY HTN-3) trial.¹ Therefore, in the RADIANCE-HTN TRIO trial, we chose to initiate a guideline-recommended SSAHT protocol early after ascertainment of the primary efficacy end point at 2 months, for safety, ethical, and regulatory reasons. The low proportion of hypertension-related complications at 6 months in the TRIO cohort (6.2%) supports our decision to initiate the SSAHT protocol early compared with the SYMPPLICITY HTN-3 trial (15.7%) and has been recommended by the Hypertension Academic Research Consortium.⁹ However, this study design complicates the ascertainment of the RDN-related BP lowering effects over time, especially if there is an imbalance in antihy-

pertensive medications sequentially added by physicians and/or taken by patients through the institution of SSAHT.

Between the uRDN and sham groups, we observed an imbalance in the monthly prescription of antihypertensive medications by physicians kept blinded to randomization assignment, most notably, the addition of an aldosterone antagonist to those receiving background initial triple antihypertensive therapy. The large imbalance observed in this trial was somewhat unexpected in comparison with the open-label Renal Denervation in Hypertension (DENER-HTN) trial, which included patients with similar clinical characteristics and applied a similar SSAHT protocol. In the DENERHTN trial, there was no imbalance in the number of medications (5.3 medications) and proportion of patients receiving spironolactone (79%) in between RDN and control groups at 6 months,¹¹ and thus, a 5.9-mm Hg greater decrease in daytime ambulatory SBP in favor of RDN was reported.¹¹ In contrast, in the RADIANCE-HTN TRIO trial, the more intensified SSAHT regimen in the sham vs the uRDN group prescribed by physicians blinded to uRDN or sham assignment likely contributed to the progressive narrowing of the between-group difference in daytime ambulatory SBP changes from baseline, although both treatment groups had greater than 10-mm Hg decreases from baseline.

In contrast to the ambulatory BP monitoring, in-home BP recordings obtained in the week before monthly study visits, the uRDN group achieved lower home SBP by approximately 4 mm Hg over the 6-month follow-up when compared with the sham group, and a greater odds of out-of-office BP control was achieved with uRDN as assessed by home vs ambulatory BP measurements. This moderate disagreement may be due to the more reproducible BP measurements achieved from one visit to another with home BP monitoring done monthly by the patient in very standardized conditions and in the same environment in contrast with ambulatory BP monitoring, which may differ between recordings due to different environmental conditions several months apart.¹² Witnessed medication intake immediately after the start of ambulatory BP measurements may have also reduced the between-group difference in daytime ambulatory SBP by standardizing exposure to antihypertensive medications.

Altogether, our results demonstrate the maintenance of a BP-lowering effect of uRDN at 6 months in the RADIANCE-HTN TRIO trial, mirroring and reinforcing the results of the RADIANCE-HTN SOLO trial at 6 months.¹³ They are, however, at variance with those of the Renal Denervation on Quality of 24-hour BP Control by Ultrasound in Resistant Hypertension (REQUIRE) trial conducted in Japan and South Korea,¹⁴ which did not have the same rigorous design as the RADIANCE-HTN trials. The REQUIRE trial showed BP reduction at 3 months with uRDN similar to other sham-controlled studies but unexpectedly greater BP reductions in the sham group due to various study design issues, similar to those reported in the SYMPLICITY HTN-3 trial.^{8,15}

If maintained in the long term, as highlighted by the 3-year report of the Global SYMPLICITY Registry¹⁶ as well as the 36-month results of the RADIANCE-HTN SOLO¹⁷ and Global Clinical Study of Renal Denervation with the Symplicity Spyral

Table 2. Linear Mixed Models for Repeated Measures From Baseline Through 6 Months for Daytime Ambulatory, Home, and Office Systolic Blood Pressure (SBP) in the Ultrasound Renal Denervation Group and the Sham Group in the Analysis Population

Outcome	Mean (95% CI)	P value
Daytime ambulatory SBP (mm Hg) ^a		
Treatment difference: model excluding interaction term ^b	-2.7 (-6.9 to 1.6)	.22
Treatment difference: model including visit by group interaction term ^c	-2.5 (-6.7 to 1.7)	.25
Home SBP (mm Hg) ^d		
Treatment difference: model excluding interaction term ^b	-4.4 (-8.3 to -0.6)	.02
Treatment difference: model including visit by group interaction term ^c	-4.3 (-8.1 to -0.5)	.03
Office SBP (mm Hg) ^d		
Treatment difference: model excluding interaction term ^b	-3.1 (-8.1 to 1.9)	.22
Treatment difference: model including visit by group interaction term ^c	-2.9 (-7.9 to 2.0)	.24

Abbreviation: SBP, systolic blood pressure.

^a Daytime: months 2 and 6 included in analysis.

^b Estimates from a linear regression model (with compound symmetry covariance structure) including treatment group, baseline blood pressure value, and number of medications at visit as fixed effects.

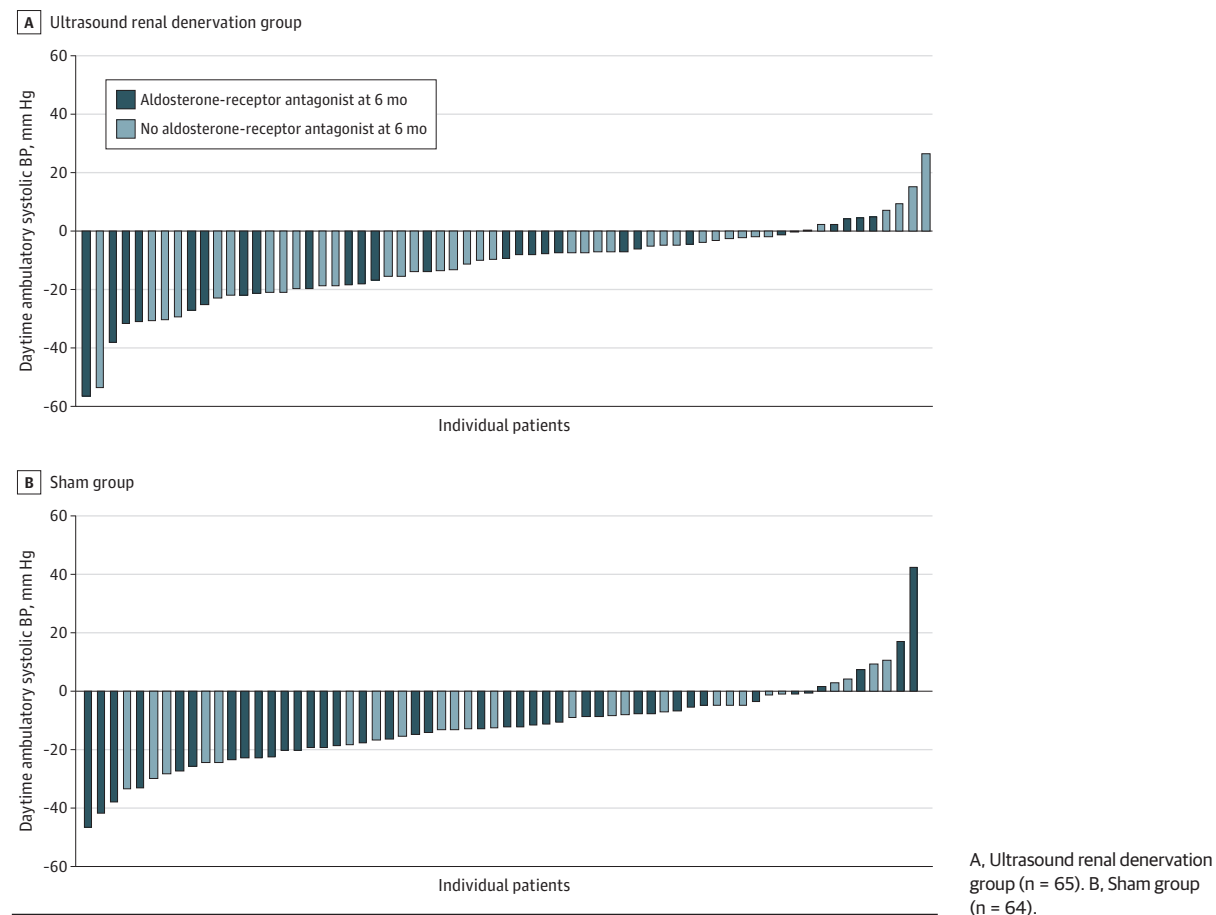
^c Estimates from a linear regression model (with compound symmetry covariance structure) including treatment group, visit, interaction between treatment group and visit, baseline blood pressure value, and number of medications at visit as fixed effects.

^d Home and office: months 1, 2, 3, 4, 5, and 6 included in analyses.

Multielectrode Renal Denervation System in Patients With Uncontrolled Hypertension on Standard Medical Therapy (SPYRAL ON-MED) study,¹⁸ the BP reduction achieved after uRDN, especially in patients with RHTN who are at high risk of a cardiovascular event,¹⁰ is of a magnitude previously associated with a reduction in stroke, coronary heart disease, heart failure, and all-cause mortality for antihypertensive drug therapy.¹⁹ In patients with RHTN, the magnitude of the SBP response to RDN especially in responders has been associated with improved long-term clinical outcome after a median follow-up of 48 months.²⁰

In patients with RHTN, antihypertensive medication therapy with a triple antihypertensive therapy, including a renin-angiotensin system blocker, a calcium channel blocker, and a diuretic (optimally given in a single pill) and followed by protocolized stepped-care escalation, remains the mainstay of therapy recommended by guidelines to control BP.^{21,22} In the RADIANCE-HTN TRIO trial, when this medical regimen was more intensified in the sham group, a similar BP reduction could be still achieved at 6 months than with the alternative strategy including prior uRDN. Whether a similar BP control with more intensified medical therapy would be maintained in the long term, especially in real-life conditions, remains an open question. Indeed, relying exclusively on the intensification of antihypertensive treatment regimen may be limited by both medication-related adverse effects (especially with spironolactone,²³ which is largely underused by physicians²⁴) and of nonadherence especially in real-life conditions.²⁵ Indeed, full adherence to medications was high in our trial (>70%) favored by the

Figure 3. Individual Changes in Daytime Ambulatory Systolic Blood Pressure (BP) From Baseline to 6 Months in the Analysis Population



use of the single-pill triple combination;²⁶ it was much higher than in the DENERHTN trial (approximately 50%),¹¹ in which patients were treated with free combinations of medications. Even though a single-pill triple-combination treatment may not be available in all clinical settings, one of the critical themes of the RADIANCE-HTN TRIO trial is that simplification of the clinical regimen through combination therapy is a critical first step in treating patients with RHTN (upstream of consideration of RDN).

Limitations

The limitations of the RADIANCE-HTN TRIO study have been previously discussed.⁶ Briefly, one limitation is the short duration of follow-up to assess longer-term durability of the BP lowering effect of uRDN and its safety in patients with RHTN, although extended follow-up in unblinded conditions after 6 months is planned. Because we favored the internal validity of this explanatory study to demonstrate in optimal conditions the BP-lowering efficacy of uRDN in patients with RHTN, it limits²⁷ the external applicability of the study results to everyday practice. However, because BP is a continuous variable and the BP-lowering effect of both uRDN and radiofrequency-based RDN is similar in trials across the whole spectrum of hypertension severity, our findings could apply to a large

fraction of patients with RHTN, but the BP-lowering effect may be variable for a single individual patient. Further, as in all other trials, there was large between-patient variation in the BP response to uRDN plus SSAHT as well as to the SSAHT alone, some of which may be attributed to variable renal nerve ablation, medication adherence, prevailing state of sympathetic hyperactivity or other factors. At present, there is still no reliable periprocedural marker of successful uRDN.²⁸ We included patients with RHTN and eGFR greater than 40 mL per minute, of whom only 11% had eGFR rates less than 60 mL per minute. Finally, patients with hypertension and comorbidities (including heart failure with reduced ejection fraction, postmyocardial infarction, left ventricular dysfunction, type 2 diabetes, and chronic kidney disease) who were excluded from our trial would still need aldosterone antagonists²⁹⁻³¹ (and β -blockers for heart failure and left ventricular dysfunction)³² to improve their cardiovascular and kidney prognosis.

Conclusions

In this prespecified analysis of the RADIANCE-HTN TRIO randomized clinical trial, in patients with RHTN initially randomly assigned to uRDN or a sham procedure and who had per-

sistent elevation of BP at 2 months after the procedure, protocolized escalation of antihypertensive medications resulted in similar BP reduction at 6 months in both groups, with fewer additional medications, especially aldosterone antagonists, required in the uRDN group. The maintenance of a

BP-lowering effect of uRDN at 6 months mirror the results of the RADIANCE-HTN SOLO trial at 6 months¹³ and therefore, demonstrated persistent BP-lowering efficacy of uRDN across a broad spectrum of patients with mild hypertension to severe and RHTN.

ARTICLE INFORMATION

Accepted for Publication: September 14, 2022.

Published Online: November 9, 2022.
doi:10.1001/jamacardio.2022.3904

Open Access: This is an open access article distributed under the terms of the [CC-BY-NC-ND License](#). © 2022 Azizi M et al. *JAMA Cardiology*.

Author Affiliations: Université Paris Cité, F-75006 Paris, France (Azizi); Assistance Publique-Hôpitaux de Paris, Hôpital Européen Georges-Pompidou, Hypertension Department and DMU CARTE, F-75015 Paris, France (Azizi); INSERM, CIC1418, F-75015 Paris, France (Azizi); Klinik für Innere Medizin III, Saarland University Hospital, Homburg/Saar, Germany (Mahfoud); Institute for Medical Engineering and Science, Massachusetts Institute of Technology, Cambridge (Mahfoud); Division of Cardiovascular Medicine, State University of New York, Downstate Medical Center, New York (Weber); University Hospital of Wales, Cardiff and University of Exeter, Exeter, United Kingdom (Sharp); Nephrology and Hypertension, University Hospital Erlangen, Friedrich Alexander University, Erlangen, Germany (Schmieder); Heart Center Leipzig, University of Leipzig, Leipzig, Germany (Lurz); Barts NIHR Biomedical Research Centre, William Harvey Research Institute, Queen Mary University of London, London, United Kingdom (Lobo, Saxena); The Brigham and Women's Hospital, Boston, Massachusetts (Fisher); Erasmus MC, University Medical Center Rotterdam, Department of Cardiology, Rotterdam, the Netherlands (Daemen); Department of Medicine, University of Nevada School of Medicine, Vascular Care, Renown Institute of Heart and Vascular Health, Reno (Bloch); Division of Cardiovascular Medicine, Medical University of South Carolina, Ralph H. Johnson VA Medical Center, Charleston (Basile); Deborah Heart & Lung Center, Brown Mills, New Jersey (Sanghvi); Hôpital Saint-André-CHU, Bordeaux, France (Gosse); Ochsner Medical Center, New Orleans, Louisiana (Jenkins); Royal Bournemouth Hospital, Dorset, United Kingdom (Levy); Division of Cardiology, Cliniques Universitaires Saint-Luc and Pole of Cardiovascular Research, Institut de Recherche Expérimentale et Clinique, Université Catholique de Louvain, Brussels, Belgium (Persu); Assistance Publique-Hôpitaux de Paris, Hôpital Européen Georges-Pompidou, Department of Pharmacology, Paris, France (Kably); ReCor Medical Inc, Palo Alto, California (Claude, Reeve-Stoffer); NAMS, Minneapolis, Minnesota (McClure); Columbia University Medical Center/New York-Presbyterian Hospital and the Cardiovascular Research Foundation, New York (Kirtane).

Author Contributions: Drs Azizi and Kirtane had full access to all of the data in the study and take responsibility for the integrity of the data and the accuracy of the data analysis. Drs Azizi and Kirtane contributed equally to this work.

Concept and design: Azizi, Mahfoud, Weber, Daemen, Lobo, Bloch, Basile, Reeve-Stoffer, Kirtane.

Acquisition, analysis, or interpretation of data: Azizi, Mahfoud, Sharp, Schmieder, Lurz, Daemen, Lobo, Fisher, Bloch, Basile, Sanghvi, Saxena, Gosse, Jenkins, Levy, Persu, Kably, Claude, Reeve-Stoffer, McClure, Kirtane.

Drafting of the manuscript: Azizi, Jenkins, Claude, Kirtane.

Critical revision of the manuscript for important intellectual content: Mahfoud, Weber, Sharp, Schmieder, Lurz, Daemen, Lobo, Fisher, Bloch, Basile, Sanghvi, Saxena, Gosse, Levy, Persu, Kably, Claude, Reeve-Stoffer, McClure.

Statistical analysis: Azizi, Kably, McClure.

Obtained funding: Jenkins.

Administrative, technical, or material support: Mahfoud, Lurz, Daemen, Basile, Sanghvi, Levy.
Supervision: Sharp, Schmieder, Fisher, Saxena, Reeve-Stoffer.

Conflict of Interest Disclosures: Dr Azizi reported receiving grants from Recor, the French Ministry of Health, Idorsia, Quantum Genomics, and European Horizon 2020; and personal fees from CVRx, AstraZeneca, Medtronic, Alnylam Pharmaceutical, Novartis, and Poxel outside the submitted work. Dr Mahfoud reported receiving personal fees from FM; being supported by Deutsche Gesellschaft für Kardiologie, Deutsche Forschungsgemeinschaft, and Deutsche Herzstiftung; and receiving scientific support from Medtronic, ReCor Medical, and Berlin Chemie, and speaker honoraria from AstraZeneca, Bayer, Boehringer Ingelheim, Inari, Medtronic, Merck, and ReCor Medical during the conduct of the study. Dr Weber reported receiving personal fees from ReCor Medical, Medtronic, Boston Scientific, and Ablative Solutions outside the submitted work. Dr Schmieder reported receiving grant and personal fees from Recor Medical, Medtronic, and Ablative Solutions outside the submitted work. Dr Lurz reported receiving grants from ReCor Medical, Abbott Medical, and Edwards Lifesciences and personal fees from ReCor Medical outside the submitted work. Dr Lobo reported receiving personal fees from ReCor Medical, Medtronic, CVRx, Ablative Solutions, Vascular Dynamics, ROX Medical, Aktia, and Tarilan Laser Technologies and grants from Medtronic. Dr Fisher reported receiving grants from Recor Medical and consultant fees from Medtronic, Recor Medical, and Aktia outside the submitted work. Dr Daemen reported receiving institutional grant/research support from AstraZeneca, Abbott Vascular, Boston Scientific, ACIST Medical, Medtronic, Microport, Pie Medical, PulseCath, and ReCor Medical and consultant/speaker fees from Abiomed, ACIST Medical, Boston Scientific, PulseCath, Pie Medical, Siemens Health Care, ReCor Medical, and Medtronic. Dr Bloch reported receiving personal fees from Recor and Medtronic outside the submitted work. Dr Basile reported receiving grants from ReCor Medical and Ablative Solutions; serving on the Medtronic Clinical Events Committee during the conduct of the study; and consultant fees from ReCor Medical outside the submitted work. Dr Sanghvi reported receiving grant support and personal fees from ReCor Medical and Medtronic

and grant support from CSI. Dr Saxena reported receiving grants from Recor Medical, Ablative Solutions, Applied Therapeutics, and Vascular Dynamics and speaker/consultant fees from Recor Medical, Esperion Inc, Daiichi-Sankyo Inc, and Vifor Pharma outside the submitted work. Dr Gosse reported receiving grants from Recor Medical and Ablative Solutions during the conduct of the study. Dr Jenkins reported receiving institutional funding to Ochsner Medical Center from Medtronic, Abbott, Abiomed, and ReCor Medical and honorarium for speaking engagements and/or proctoring consulting from Abbott, Recor Medical, and Medtronic. Dr Persu reported receiving grant support, honoraria for consultancy, and travel grants from Recor Medical, Ablative Solutions, Servier, Quantum Genomics and personal fees from Servier outside the submitted work. Ms Claude reported receiving personal fees from ReCor Medical during the conduct of the study and being an employee of ReCor Medical, the sponsor of the study. Dr Reeve-Stoffer reported being an employee of ReCor Medical during the conduct of the study. Dr McClure reported being an employee of NAMS, a contractor for ReCor Medical. Dr Kirtane reported receiving grants from ReCor Medical and institutional funding to Columbia University and/or Cardiovascular Research Foundation from Medtronic, Boston Scientific, Abbott Vascular, Amgen, CSI, CathWorks, Philips, ReCor Medical, Neurotronic, Biotronik, Chiesi, Bolt Medical, Magenta Medical, Canon, SoniVie, Shockwave Medical, and Merck (institutional funding includes fees paid to Columbia University and/or Cardiovascular Research Foundation for consulting and/or speaking engagements in which Dr Kirtane controlled the content); and receiving consulting fees from IMDS; travel expenses/meals from Medtronic, Boston Scientific, Abiomed, Abbott Vascular, CSI, CathWorks, Siemens, Philips, ReCor Medical, Chiesi, OpSens, Zoll, and Regeneron. No other disclosures were reported.

Funding/Support: The study was funded by ReCor Medical Inc.

Role of the Funder/Sponsor: The funder had a role in the design and conduct of the study; collection, management, analysis, and interpretation of the data; preparation, review, or approval of the manuscript; and decision to submit the manuscript for publication.

Group Information: The RADIANCE-HTN Investigators are listed in [Supplement 5](#) and the eAppendix in [Supplement 4](#).

Data Sharing Statement: See [Supplement 6](#).

REFERENCES

- Bhatt DL, Kandzari DE, O'Neill WW, et al; SYMPPLICITY HTN-3 Investigators. A controlled trial of renal denervation for resistant hypertension. *N Engl J Med*. 2014;370(15):1393-1401. doi:10.1056/NEJMoa1402670
- Azizi M, Sapoval M, Gosse P, et al; Renal Denervation for Hypertension (DENERHTN)

- investigators. Optimum and stepped care standardised antihypertensive treatment with or without renal denervation for resistant hypertension (DENERHTN): a multicentre, open-label, randomised controlled trial. *Lancet*. 2015;385(9981):1957-1965. doi:10.1016/S0140-6736(14)61942-5
3. Azizi M, Schmieder RE, Mahfoud F, et al; RADIANCE-HTN Investigators. Endovascular ultrasound renal denervation to treat hypertension (RADIANCE-HTN SOLO): a multicentre, international, single-blind, randomised, sham-controlled trial. *Lancet*. 2018;391(10137):2335-2345. doi:10.1016/S0140-6736(18)31082-1
4. Böhm M, Kario K, Kandzari DE, et al; SPYRAL HTN-OFF MED Pivotal Investigators. Efficacy of catheter-based renal denervation in the absence of antihypertensive medications (SPYRAL HTN-OFF MED Pivotal): a multicentre, randomised, sham-controlled trial. *Lancet*. 2020;395(10234):1444-1451. doi:10.1016/S0140-6736(20)30554-7
5. Kandzari DE, Böhm M, Mahfoud F, et al; SPYRAL HTN-ON MED Trial Investigators. Effect of renal denervation on blood pressure in the presence of antihypertensive drugs: 6-month efficacy and safety results from the SPYRAL HTN-ON MED proof-of-concept randomised trial. *Lancet*. 2018;391(10137):2346-2355. doi:10.1016/S0140-6736(18)30951-6
6. Azizi M, Sanghvi K, Saxena M, et al; RADIANCE-HTN investigators. Ultrasound renal denervation for hypertension resistant to a triple medication pill (RADIANCE-HTN TRIO): a randomised, multicentre, single-blind, sham-controlled trial. *Lancet*. 2021;397(10293):2476-2486. doi:10.1016/S0140-6736(21)00788-1
7. US Food and Drug Administration. Collection of race and ethnicity data in clinical trials. Accessed October 15, 2022. <https://www.fda.gov/regulatory-information/search-fda-guidance-documents/collection-race-and-ethnicity-data-clinical-trials>
8. Kandzari DE, Mahfoud F, Bhatt DL, et al. Confounding factors in renal denervation trials: revisiting old and identifying new challenges in trial design of device therapies for hypertension. *Hypertension*. 2020;76(5):1410-1417. doi:10.1161/HYPERTENSIONAHA.120.15745
9. Kandzari DE, Mahfoud F, Weber MA, et al. Clinical trial design principles and outcomes definitions for device-based therapies for hypertension: a consensus document from the hypertension academic research consortium. *Circulation*. 2022;145(11):847-863. doi:10.1161/CIRCULATIONAHA.121.057687
10. Daugherty SL, Powers JD, Magid DJ, et al. Incidence and prognosis of resistant hypertension in hypertensive patients. *Circulation*. 2012;125(13):1635-1642. doi:10.1161/CIRCULATIONAHA.111.068064
11. Azizi M, Pereira H, Hamdidouche I, et al; DENERHTN Investigators. Adherence to antihypertensive treatment and the blood pressure-lowering effects of renal denervation in the renal denervation for hypertension (DENERHTN) Trial. *Circulation*. 2016;134(12):847-857. doi:10.1161/CIRCULATIONAHA.116.022922
12. Stergiou GS, Palatini P, Parati G, et al; European Society of Hypertension Council and the European Society of Hypertension Working Group on Blood Pressure Monitoring and Cardiovascular Variability. 2021 European Society of Hypertension practice guidelines for office and out-of-office blood pressure measurement. *J Hypertens*. 2021;39(7):1293-1302. doi:10.1097/HJH.0000000000002843
13. Azizi M, Schmieder RE, Mahfoud F, et al; RADIANCE-HTN Investigators. Six-month results of treatment-blinded medication titration for hypertension control following randomization to endovascular ultrasound renal denervation or a sham procedure in the RADIANCE-HTN SOLO trial. *Circulation*. 2019;139(22):2542-2553. doi:10.1161/CIRCULATIONAHA.119.040451
14. Kario K, Yokoi Y, Okamura K, et al. Catheter-based ultrasound renal denervation in patients with resistant hypertension: the randomized, controlled REQUIRE trial. *Hypertens Res*. 2022;45(2):221-231. doi:10.1038/s41440-021-00754-7
15. Persu A, Kjeldsen S, Staessen JA, Azizi M. Renal denervation for treatment of hypertension: a second start and new challenges. *Curr Hypertens Rep*. 2016;18(1):6. doi:10.1007/s11906-015-0610-9
16. Mahfoud F, Böhm M, Schmieder R, et al. Effects of renal denervation on kidney function and long-term outcomes: 3-year follow-up from the Global SYMPLICITY Registry. *Eur Heart J*. 2019;40(42):3474-3482. doi:10.1093/eurheartj/ehz118
17. Rader F, Kirtane AJ, Wang Y, et al; Collaborators. Durability of blood pressure reduction after ultrasound renal denervation: 3-year follow-up of the treatment arm of the randomised RADIANCE-HTN SOLO trial. *EuroIntervention*. 2022;EIJ-D-22-00305. Published online 2022.
18. Mahfoud F, Kandzari DE, Kario K, et al. Long-term efficacy and safety of renal denervation in the presence of antihypertensive drugs (SPYRAL HTN-ON MED): a randomised, sham-controlled trial. *Lancet*. 2022;399(10333):1401-1410. doi:10.1016/S0140-6736(22)00455-X
19. Rahimi K, Bidel Z, Nazarzadeh M, et al; Blood Pressure Lowering Treatment Trialists' Collaboration. Pharmacological blood pressure lowering for primary and secondary prevention of cardiovascular disease across different levels of blood pressure: an individual participant-level data meta-analysis. *Lancet*. 2021;397(10285):1625-1636. doi:10.1016/S0140-6736(21)00590-0
20. Fengler K, Reimann P, Rommel KP, et al. Comparison of long-term outcomes for responders vs nonresponders following renal denervation in resistant hypertension. *J Am Heart Assoc*. 2021;10(21):e022429. doi:10.1161/JAHA.121.022429
21. Williams B, Mancia G, Spiering W, et al; ESC Scientific Document Group. 2018 ESC/ESH Guidelines for the management of arterial hypertension. *Eur Heart J*. 2018;39(33):3021-3104. doi:10.1093/eurheartj/ehy339
22. Carey RM, Calhoun DA, Bakris GL, et al; American Heart Association Professional/Public Education and Publications Committee of the Council on Hypertension; Council on Cardiovascular and Stroke Nursing; Council on Clinical Cardiology; Council on Genomic and Precision Medicine; Council on Peripheral Vascular Disease; Council on Quality of Care and Outcomes Research; and Stroke Council. Resistant hypertension: detection, evaluation, and management: a scientific statement from the American Heart Association. *Hypertension*. 2018;72(5):e53-e90. doi:10.1161/HYP.0000000000000084
23. Colussi G, Catena C, Sechi LA. Spironolactone, eplerenone and the new aldosterone blockers in endocrine and primary hypertension. *J Hypertens*. 2013;31(1):3-15. doi:10.1097/HJH.0b013e3283599b6a
24. Egan BM, Zhao Y, Li J, et al. Prevalence of optimal treatment regimens in patients with apparent treatment-resistant hypertension based on office blood pressure in a community-based practice network. *Hypertension*. 2013;62(4):691-697. doi:10.1161/HYPERTENSIONAHA.113.01448
25. Choudhry NK, Kronish IM, Vongpatanasin W, et al; American Heart Association Council on Hypertension; Council on Cardiovascular and Stroke Nursing; and Council on Clinical Cardiology. Medication adherence and blood pressure control: a scientific statement from the American Heart Association. *Hypertension*. 2022;79(1):e1-e14. doi:10.1161/HYP.0000000000000203
26. Parati G, Kjeldsen S, Coca A, Cushman WC, Wang J. Adherence to single-pill vs free-equivalent combination therapy in hypertension: a systematic review and meta-analysis. *Hypertension*. 2021;77(2):692-705. doi:10.1161/HYPERTENSIONAHA.120.15781
27. Thorpe KE, Zwarenstein M, Oxman AD, et al. A pragmatic-explanatory continuum indicator summary (PRECIS): a tool to help trial designers. *J Clin Epidemiol*. 2009;62(5):464-475. doi:10.1016/j.jclinepi.2008.12.011
28. Mahfoud F, Azizi M, Ewen S, et al. Proceedings from the 3rd European Clinical Consensus Conference for clinical trials in device-based hypertension therapies. *Eur Heart J*. 2020;41(16):1588-1599. doi:10.1093/eurheartj/ehaa121
29. Agarwal R, Kolkhof P, Bakris G, et al. Steroidal and non-steroidal mineralocorticoid receptor antagonists in cardiorenal medicine. *Eur Heart J*. 2021;42(2):152-161. doi:10.1093/eurheartj/ehaa736
30. Bakris GL, Agarwal R, Anker SD, et al; FIDELIO-DKD Investigators. Effect of finerenone on chronic kidney disease outcomes in type 2 diabetes. *N Engl J Med*. 2020;383(23):2219-2229. doi:10.1056/NEJMoa2025845
31. Pitt B, Filippatos G, Agarwal R, et al; FIGARO-DKD Investigators. Cardiovascular events with finerenone in kidney disease and type 2 diabetes. *N Engl J Med*. 2021;385(24):2252-2263. doi:10.1056/NEJMoa2110956
32. Heidenreich PA, Bozkurt B, Aguilar D, et al. 2022 AHA/ACC/HFSA guideline for the management of heart failure: a report of the American College of Cardiology/American Heart Association Joint Committee on Clinical Practice Guidelines. *Circulation*. 2022;145(18):e895-e1032. doi:10.1161/CIR.0000000000001063