HAL open science

The evolutionary dynamics of plastic foraging and its ecological consequences: a resource-consumer model

Léo Ledru, Jimmy Garnier, Océane Guillot, Erwan Faou, Camille Noûs, Sébastien Ibanez

To cite this version:

Léo Ledru, Jimmy Garnier, Océane Guillot, Erwan Faou, Camille Noûs, et al.. The evolutionary dynamics of plastic foraging and its ecological consequences: a resource-consumer model. Peer Community Journal, 2023, 3, pp.e99. 10.24072/pcjournal.330 . hal-04047341v2

HAL Id: hal-04047341

https://hal.science/hal-04047341v2

Submitted on 8 Nov 2023

HAL is a multi-disciplinary open access archive for the deposit and dissemination of scientific research documents, whether they are published or not. The documents may come from teaching and research institutions in France or abroad, or from public or private research centers.

L'archive ouverte pluridisciplinaire **HAL**, est destinée au dépôt et à la diffusion de documents scientifiques de niveau recherche, publiés ou non, émanant des établissements d'enseignement et de recherche français ou étrangers, des laboratoires publics ou privés.

Peer-reviewed & recommended by PCI Evol Biol

The evolutionary dynamics of plastic foraging and its ecological consequences: a resource-consumer model.

Leo Ledru[1], Jimmy Garnier[2], Océane Guillot[1], Erwan Faou[3], Camille Noûs[4], Sébastien Ibanez[1]
[1]Univ. Savoie Mont Blanc, Univ. Grenoble Alpes, CNRS, UMR 5553 LECA, France
[2]CNRS, Univ. Savoie Mont Blanc, UMR 8050 LAMA, France
[3]INRIA, Universite Rennes 1, UMR CNRS 6625 IRMAR, France
[4]Laboratory Cogitamus

Abstract

Phenotypic plasticity has important ecological and evolutionary consequences. In particular, behavioural phenotypic plasticity such as plastic foraging (PF) by consumers, may enhance community stability. Yet little is known about the ecological conditions that favor the evolution of PF, and how the evolutionary dynamics of PF may modulate its effects on community stability. In order to address these questions, we constructed an eco-evolutionary model in which resource and consumer niche traits underwent evolutionary diversification. Consumers could either forage randomly, only as a function of resources abundance, or plastically, as a function of resource abundance, suitability and consumption by competitors. PF evolved when the niche breadth of consumers with respect to resource use was large enough and when the ecological conditions allowed substantial functional diversification. In turn, PF promoted further diversification of the niche traits in both guilds. This suggests that phenotypic plasticity can influence the evolutionary dynamics at the community-level. Faced with a sudden environmental change, PF promoted community stability directly and also indirectly through its effects on functional diversity. However, other disturbances such as persistent environmental change and increases in mortality, caused the evolutionary regression of the PF behaviour, due to its costs. The causal relationships between PF, community stability and diversity are therefore intricate, and their outcome depends on the nature of the environmental disturbance, in contrast to simpler models claiming a direct positive relationship between PF and stability.

Keywords: phenotypic plasticity, adaptive foraging, plastic foraging, eco-evolutionnary dynamics, community stability

Author contributions: SI, JG and LL originally formulated the project; SI, JG, EF and LL developed the model; LL and OG performed the numerical analyses; all authors participated in writing the manuscript

1 Introduction

Phenotypic plasticity has become central to evolutionary theory (West-Eberhard, 2003; Pfennig, 2021), but the interplay between its evolutionary dynamics and ecological consequences remains under-explored. Such an interplay occurs when a variety of resources are available to consumers investing more or less time on each resource according to its suitability, which depends on the (mis)match between the resources' defensive and consumers' counter-defensive traits (e.g. Clissold et al., 2009) and the nutritional quality of the resources and the requirements of the consumers (e.g. Behmer and Joern, 2008). The relative time spent on each resource (relative foraging efforts, sensu Abrams, 2010) sometimes corresponds to the best compromise between suitability and abundance, an outcome called *optimal foraging* (MacArthur and Pianka, 1966; Loeuille, 2010). However optimal foraging might be difficult to achieve when the identity and abundance of resources vary over time and space, because foraging optimization is not instantaneous (Abrams, 1992, 2010). Under such circumstances, consumers may nevertheless redirect their relative foraging efforts towards more profitable resources in order to increase their energy intake. The ability to adjust relative foraging efforts is a type of behavioural plasticity which has been called *adaptive foraging* in the literature (Valdovinos et al., 2013; Loeuille, 2010). However, this term can be misleading because *"adaptive"* generally refers to traits shaped by natural selection. Here, the term *plastic foraging* (PF) will be used for clarity, moreover because its evolutionary dynamics will be explored.

Indeed, phenotypic plasticity often results from evolution by natural selection (Nussey et al., 2005; Peluc et al., 2008; Van Kleunen and Fischer, 2001). In particular, phenotypic plasticity may help populations to cope with environmental changes (Chevin et al., 2013; Vedder et al., 2013; Charmantier et al., 2008), although empirical evidence is sometimes questionable (Merilä and Hendry, 2014). From a theoretical point of view, the extent to which phenotypic plasticity is adaptive has not been tested in the context of PF because previous works ignored the evolutionary dynamics of PF, focusing instead on food-web stability (Kondoh, 2003; Uchida and Drossel, 2007; Heckmann et al., 2012) or food web structure (Beckerman et al., 2006). Abrams (2003) modelled the evolution of the general foraging effort, corresponding to the overall amount of time and energy invested in foraging (e.g. Dill, 1983), in function of the trade-off with predation risk. *General* foraging effort differs from PF, that in contrast focuses on the adjustment of *relative* foraging efforts, i.e. how the general foraging effort is distributed across the different resources. Although the PF strategy increases energy intake, it may also be costly, e.g. by increasing predation risk (Abrams, 2003; Pangle et al., 2012; Wang et al., 2013; McArthur et al., 2014; Costa et al., 2019), preventing efficient thermoregulation (du Plessis et al., 2012; Van de Ven et al., 2019) or increasing searching time for resources (Randolph and Cameron, 2001; Bergman et al., 2001; Fortin et al., 2004). Since PF faces several trade-offs with life-history components, its evolution should depend on ecological parameters such as mortality rate, resource searching time or consumer niche width.

The first aim of the present study is therefore to understand, using a theoretical model, under which ecological conditions the ability of consumers to forage plastically is subject to evolution by natural selection. In short: is plastic foraging adaptive? We define PF as a change in relative foraging efforts that directly increases *energy intake*, but not necessarily *fitness*. This contrasts with Loeuille (2010) who defined adaptive foraging as "changes in resource or patch exploitation by consumers that give the consumer a higher fitness compared with conspecifics that exhibit alternative strategies". Our restricted definition is justified by the need to explore how the trade-off between energy intake and other life-history components modulates the evolution of PF. Moreover, consumers are affected by environmental changes, either directly (Bale et al., 2002; Staley and Johnson, 2008; Scherber et al., 2013) or indirectly through changes affecting their resources. For instance, environmental changes may induce a shift in resource phenology (Altermatt, 2010; Kerby et al., 2012; Portalier et al.) or alter resource chemistry (Bidart-Bouzat and Imeh-Nathaniel, 2008; Rasmann and Pellissier, 2015). As a result, the diet preferences of consumers may be altered (Rasmann et al., 2014; Rosenblatt and Schmitz, 2016; Boersma et al., 2016), suggesting that environmental disturbances should lead to the evolution of PF. However as disturbances

may also reduce the functional diversity of available resources (Thuiller et al., 2006; Buisson et al., 2013), the evolutionary response of the PF strategy to environmental changes is unclear.

Although phenotypic plasticity generally results from evolution by natural selection, as outlined above, it also generates evolutionary changes (Simpson, 1953; Baldwin, 1896; Laland et al., 2014), with genes acting as followers (West-Eberhard, 2003). In the context of PF, the consumption of novel or unusual resources through behavioral plasticity might trigger subsequent adaptations that favour the use of these resources. This would increase the diversity of the traits involved in resource use, such as counter-defences and nutritional requirements. The second motivation is therefore to investigate how PF can alter the evolution of these consumer traits, as well as those of their resources (defenses, nutritional quality). In particular, we expect PF to affect the functional diversity of consumers and resources, through its effects on diet breadth.

The evolutionary dynamics of phenotypic plasticity has important ecological consequences (Miner et al., 2005; Turcotte and Levine, 2016), which in turn can feed back into the evolutionary dynamics. In the case of PF, behavioural plasticity in diet choice can favour the persistence of consumers in unusual environments and rescue them in the face of environmental changes (e.g. Varner and Dearing, 2014; Kowalczyk et al., 2019). Previous theoretical studies have indeed shown that PF promotes community stability (Křivan and Schmitz, 2003; Abrams and Matsuda, 2004; Kondoh, 2003; Uchida and Drossel, 2007). The third motivation is to test if this positive relationship holds when both PF and the functional traits of consumers and resources are subject to evolutionary dynamics. In this eco-evolutionary context, it is uncertain whether the evolution of PF stabilises communities directly, by altering food-web structure or indirectly, through its effects on functional diversity.

The main questions outlined earlier are sketched in Figure 1:

- Question 1. Under which ecological conditions is PF evolutionary adaptive?
- Question 2. When PF evolves, what are its effects on the diversity of the traits involved in the resource-consumer interaction?
- Question 3. What is the effect of the evolution of PF on the stability of the resource-consumer system, in response to environmental changes? Are these effects direct (Q3a) or indirect, mediated by the influence of PF on functional diversity (Q3b)?

To address these issues, we build an eco-evolutionary model in which a consumer species feeds on a resource species. Both species are characterized by an ecological trait; the resource is the most suitable for the consumer when both traits match. In addition, the consumers carry a foraging trait measuring the extent to which they select the resources allowing the largest intake, or instead forage randomly and consume the resources as a function of their abundance. Ecological and foraging traits are subject to evolution; starting from monomorphic initial conditions, they rapidly diversify and reach a stationary regime characterized by a stable diversity of ecological and foraging traits. The stationary regime is then subjected to various environmental disturbances, to test how the evolution of PF responds to environmental changes, and how this cascades down on the ecological properties of the resource-consumer system.

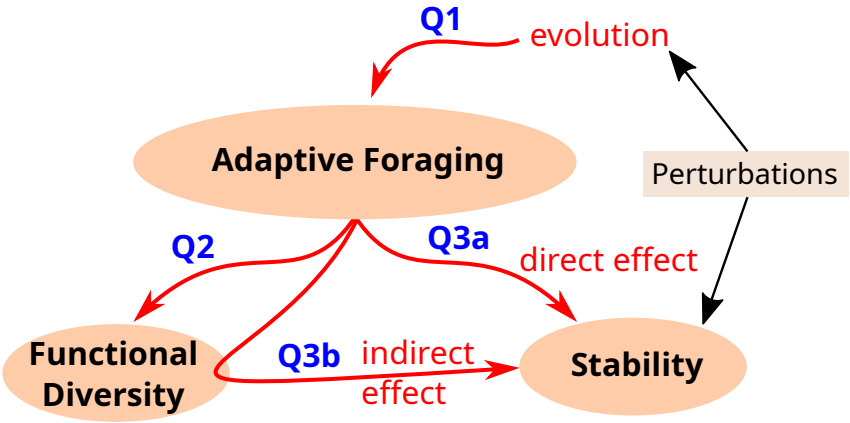

Figure 1: Overview of the main questions: (Q1) Under which ecological conditions does PF evolve? (Q2) Does the evolution of PF increases the diversity of traits involved in the resource-consumer interaction? (Q3) Does the evolution of PF enhances the stability of the resource-consumer system, either directly (Q3a) or through its effects on functional diversity (Q3b)?

2 Model description

2.1 A resource-consumer niche model

An eco-evolutionary model is developed to describe the dynamics of a consumer population feeding, with various individual foraging strategies, on a resource population. Consumers compete for resources both directly and indirectly. Individuals are characterized by quantitative traits: the niche traits x and y of consumers and resources, respectively, and the plastic foraging trait z of consumers. The niche traits affect competition between individuals as well as interactions between consumer and resource individuals. The foraging trait z affects the foraging strategy of the consumers through their foraging efforts ϕ. The model describes the time dynamics of the trait densities of resources $R(t,y)$ and consumers $C(t,x,z)$; the components of the model are detailed in the following sections.

$$\partial_t R(t,y) = R(t,y)\Big(\overbrace{\rho(t,y)}^{\text{resource growth}} - \overbrace{F_R(t,y)}^{\text{resource consumption}} \Big) + \overbrace{\mathcal{M}_R(t,y)}^{\text{niche trait mutations}} \tag{1}$$

$$\partial_t C(t,x,z) = C(t,x,z)\Big(\underbrace{F_C(t,x,z)}_{\text{resource absorption}} - \underbrace{\delta(t)}_{\text{mortality and competition}} \Big) + \underbrace{\mathcal{M}_C(t,x,z)}_{\text{niche and PF traits mutations}} \tag{2}$$

Resource growth and niche trait. In the absence of consumers, resources grow logistically

$$\rho(t,y) = g\left(1 - \frac{r_e(t,y)}{K(y-y_0)}\right) \tag{3}$$

with an intrinsic rate g, independent from the niche trait y, and a carrying capacity that depends on the difference between the niche trait y and the optimal niche trait y_0. Competition between resources depends on the niche trait y through the carrying capacity $K(y-y_0)$ of individuals with trait y and $r_e(t,y)$, the effective population density perceived by an individual with trait y at time t. The effective density depends on the phenotype distribution of the population and the competition strength $K_e(y-y')$ exerted by an individual with trait y' on an individual with trait y:

$$r_e(t,y) = \int K_e(y-y')R(t,y')dy' \tag{4}$$

The functions K and K_e are normally distributed around $y=0$ with variances σ_K and σ_C respectively (Table SI.1 and Fig. SI.1).

Resource consumption and absorption. In the presence of consumers, resources are exploited at rate F_R, whereas the consumer density increases through resource absorption at a rate F_C. On the one hand, these rates depend on the consumers foraging efforts $\phi(t,x,y,z)$, which characterize the time spent by a consumer of niche trait x and foraging trait z on a resource of trait y during a period t. On the other hand, they vary with the effective interaction strength $\Delta(x,y)$ between consumer and resource individuals. The function Δ is normally distributed around 0 with a variance σ, which measures the extend to which consumers can deal with a variety of resource types (Table SI.1). The variance parameter σ is chosen similarly to previous models (see e.g. Dieckmann and Doebeli, 1999; Egas et al., 2005), but it is not subject to evolution as in Egas et al. (2005). The interactions are described by a Holling type II functional response, which provides the following consumption and absorption rates:

$$F_R(t,y) = \iint U(t,x,y,z)C(t,x,z)dxdz \quad \text{and} \quad F_C(t,x,z) = \alpha \int U(t,x,y,z)R(t,y)dy \tag{5}$$

$$\text{with} \quad U(t,x,y,z) = \frac{b\phi(t,x,y,z)\Delta(x,y)}{1 + s(z)b\int \phi(t,x,y,z)\Delta(x,y)R(t,y)dy} \tag{6}$$

with α the conversion coefficient, b the extraction coefficient and $s(z)$ the searching time, which depends on the foraging trait z as explained below. The quantity U corresponds to the uptake per resource of type y from a consumer of traits (x, z).

Consumer mortality and competition. Moreover, consumer density is affected by mortality at a constant rate d and by direct intraspecific competition between consumers for other limiting factors than resources, at a rate I.

$$\delta(t) = \left(d + I \iint C(t, x, z) dx dz\right) \tag{7}$$

where the integrals correspond to the total biomass of consumer.

Mutation of traits and diffusion approximation. Due to mutations, the niche traits and the foraging trait can evolve independently. Foraging behaviour can indeed be heritable in nature (Wallin, 1988; Lemon, 1993). Since ecological and evolutionary dynamics occur on the same time scale, mutants are constantly introduced through the diffusion of traits:

$$\mathcal{M}_R(t, y) = \frac{\mu\sigma_m^2}{2}\partial_y^2 R(t, y) \quad \text{and} \quad \mathcal{M}_C(t, x, z) = \frac{\mu\sigma_m^2}{2}\partial_x^2 C(t, x, z) + \frac{\mu\sigma_m^2}{2}\partial_z^2 C(t, x, z), \tag{8}$$

where μ is the mutation frequency and σ_m^2 is the variance of the mutational effects. This approach contrasts with the adaptive dynamic framework, in which a mutant phenotype is introduced sequentially and persists only if its invasive fitness is positive (Geritz et al., 1998).

2.2 Foraging strategies and plastic foraging trait.

Consumers can use two different foraging strategies during their foraging time: Random Foraging (RF) or Plastic Foraging (PF). The effective consumer foraging strategy depends on the consumer plastic foraging trait $z \in [0, 1]$, which corresponds to the proportion of its general foraging effort spent using the PF strategy. The effective consumer efforts are thus:

$$\phi = z\phi_{PF} + (1 - z)\phi_{RF} \tag{9}$$

where ϕ_{PF} and ϕ_{RF} are the foraging efforts resulting respectively from the plastic foraging strategy and the random strategy.

Random foraging strategy. When using RF, the consumer randomly forages its environment without selecting resources. The resulting efforts ϕ_{RF} is proportional to the density of the resources:

$$\phi_{RF}(t, y) = \frac{R(t, y)}{\int R(t, y')dy'} \tag{10}$$

Plastic foraging strategy. Conversely, when using PF, consumers actively search for resources, that maximize their energy intake. More precisely, they modify their foraging efforts according to the potential resource uptake u, that corresponds to the amount of resource taken by the consumer, if its foraging effort only focus on this resource. It depends on the resource availability and suitability (e.g. Sundell et al., 2003). A consumer will reduce its effort on a resource if the uptake from that resource is lower than the uptake from an other resource, that is if the difference between potential resource uptakes is negative. The

resulting relative foraging efforts ϕ_{PF} may change over time according to the average difference between resource uptake, weighted by the foraging effort per resource and the amount of resource as follows:

$$\partial_t \phi_{PF}(t,x,y,z) = l_\phi\, C(t,x,z) \left(\int R(t,y)\phi_{PF}(t,x,y',z)[u(t,x,y,z) - u(t,x,y',z)]_+ dy' \right. \\ \left. - \int R(t,y')\phi_{PF}(t,x,y,z)[u(t,x,y',z) - u(t,x,y,z)]_+ dy' \right) \tag{11}$$

where $[u(y) - u(y')]_+ = \max\left\{(u(y) - u(y')), 0\right\}$ is the positive part of the difference between potential resource uptake. The quantity ϕ_{PF} is analogous to the behavioral trait z in Abrams and Matsuda (2004). The potential resource uptake $u(t,x,y,z)$ of a consumer with traits (x,z) on a resource with trait y depends on its foraging efforts as well as the resource suitability and availability:

$$u(t,x,y,z) = \frac{b\Delta(x,y)R(t,y)}{1 + s(z)b\int \phi(t,x,y,z)\Delta(x,y)R(t,y)dy} \tag{12}$$

The PF dynamics allow consumers to compare the benefits u received from different resources. More precisely, for a given resource y and a given consumer with traits x and z, if the benefits $u(t,x,y,z)$ from the resource y is larger than the benefit $u(t,x,y',z)$ from the resource y', that is $[u(t,x,y,z) - u(t,x,y',z)]_+ > 0$, then the consumer will gain benefits by increasing its effort on resource y. Conversely, it will gain benefits by decreasing its effort on resource y'. Eq. (11) reflects the balance between the positive effects $[u(t,x,y,z) - u(t,x,y',z)]_+ > 0$ to increase the effort on resource y and the negative effects $-[u(t,x,y',z) - u(t,x,y,z)]_+ < 0$, to do it. As a result, consumers increase their efforts on the most beneficial resources and reduce them on sub-optimal resources. The comparison of resources is assumed time consuming. The efforts are therefore not adjusted instantaneously but exponentially fast at a rate that is proportional to the density of consumer C, with similar trait x and z, accounting for the use of social cues during foraging (Jones et al., 2018), and an intrinsic adjustment rate l_ϕ. When the intrinsic adjustment rate l_ϕ becomes large, the plastic foraging strategy becomes closer to the optimal foraging strategy maximizing the potential resource uptake u (MacArthur and Pianka, 1966; Loeuille, 2010). Moreover, the searching time $s(z)$ also increases with the foraging trait: $s(z) = s_{min} + z(s_{max} - s_{min})$ (Figure SI.1d). This relationship introduces a trade-off between the PF strategy and the searching time.

3 The evolution of plastic foraging

Previous models exploring the effect of PF on community dynamics assumed that PF was a fixed trait of equal intensity for all consumers (Kondoh, 2003; Uchida and Drossel, 2007; Beckerman et al., 2010; Heckmann et al., 2012; Valdovinos et al., 2013). In these models, the foraging efforts of consumers changed in function of the availability and suitability of their resources, but whether foraging efforts could change or not was itself not subject to evolution. Egas et al. (2005) modelled the evolutionary dynamics of the consumers' niche width, but not of their foraging selectivity. Therefore, the first motivation of this study was to explore under which conditions the capacity to forage plastically can evolve by natural selection (Question 1 in the introduction).

3.1 Diversification and emerging foraging strategy

The model is investigated numerically using MATLAB. The niche traits are discretized into 31 equally distanced values (11 values for the foraging trait). In the simulations, when the density of a resource or a consumer phenotype drops below the critical threshold $\varepsilon = 10^{-4}$, the density is set to 0 to save computational time. The simulations start with monomorphic populations at the niche center ($y = x = 0$) and consumers have a purely random foraging strategy ($z = 0$).

Parameters		Values for the response to disturbances	Ranges for the sensitivity analysis	*PRCC values*
σ	Consumers niche width	0.9	$[0; 1]$	*0.28*
σ_K	Resources niche width	2.5	$[1; 4]$	*0.38*
s_{max}	Cost of PF : maximal increase of searching time due to PF	0.55	$[0.1; 2]$	*- 0.64*
d	Consumers mortality	0.1	$[0.1; 0.6]$	*0.13*
I	Competition between consumers (other than for resources)	0.01	$[0.01; 0.1]$	*0.13*
g	Rate of resource growth	0.8	$[0.2; 1.6]$	*0.11*
K_0	Maximal carrying capacity	50	Fixed	
y_0	resource niche center (mode of carrying capacity function)	0	Fixed	
σ_C	Width of the competition kernel	$\sigma_K - 1$	Fixed	
α	Biomass conversion coefficient from resources to consumers	0.3	Fixed	
b	Biomass extraction coefficient	0.5	Fixed	
l_ϕ	Rate of change in foraging efforts	0.5	Fixed	
s_{min}	Cost of PF : minimal increase of searching time due to PF	0.1	Fixed	
μ	Mutation frequency	0.1	Fixed	
σ_m^2	Mean effect of mutation	0.02	Fixed	
ε	Extinction threshold	10^{-4}	Fixed	
T	Simulation time	1000	Fixed	

Table 1: Parameters of the model with their reference values used for the analysis of the response to disturbances, and the range used for the 6 parameters tested by the sensitivity analysis. The last column corresponds to the PRCC values, that is the correlation between the mean foraging trait $\overline{z}(t)$ and the tested parameter.

Given the parameter ranges of Table 1, the eco-evolutionary dynamics of the model lead to the diversification of resources and consumers along the ecological gradient (Figure 2a). Although the distribution of the consumer foraging trait reaches a unimodal distribution (Figure 2a), the consumers positioned at the niche center forage randomly, while those at the niche edges forage plastically (Figure 2b). Indeed, scarce resources located at the niche edge are consumed significantly by plastic foragers only, because random foragers cannot choose infrequent resources. Instead, abundant resources located at the niche center can be consumed in large amounts by random foragers. This model prediction calls for empirical testing, as we are not aware of any existing work reporting this pattern. In addition, the distributions of the niche traits reach a stationary regime that vary over time due to the PF strategy (Appendix A.1).

3.2 Parameters influencing the evolution of plastic foraging strategy

To investigate the ecological conditions leading to the evolution of PF, a global sensitivity analysis is performed using Partial Rank Correlations Coefficients (PRCC, Saltelli et al., 2004), on the mean foraging trait value of the consumer population $\overline{z}(t)$ defined by:

$$\bar{z}(t) = \iint z \frac{C(t,x,z)}{\iint C(t,x',z')dx'dz'} dxdz \tag{13}$$

The analysis focuses on the parameters $\sigma, \sigma_K, s_{max}, d, I, g$ (Table 1) with 5000 parameter sets sampled in their ranges.

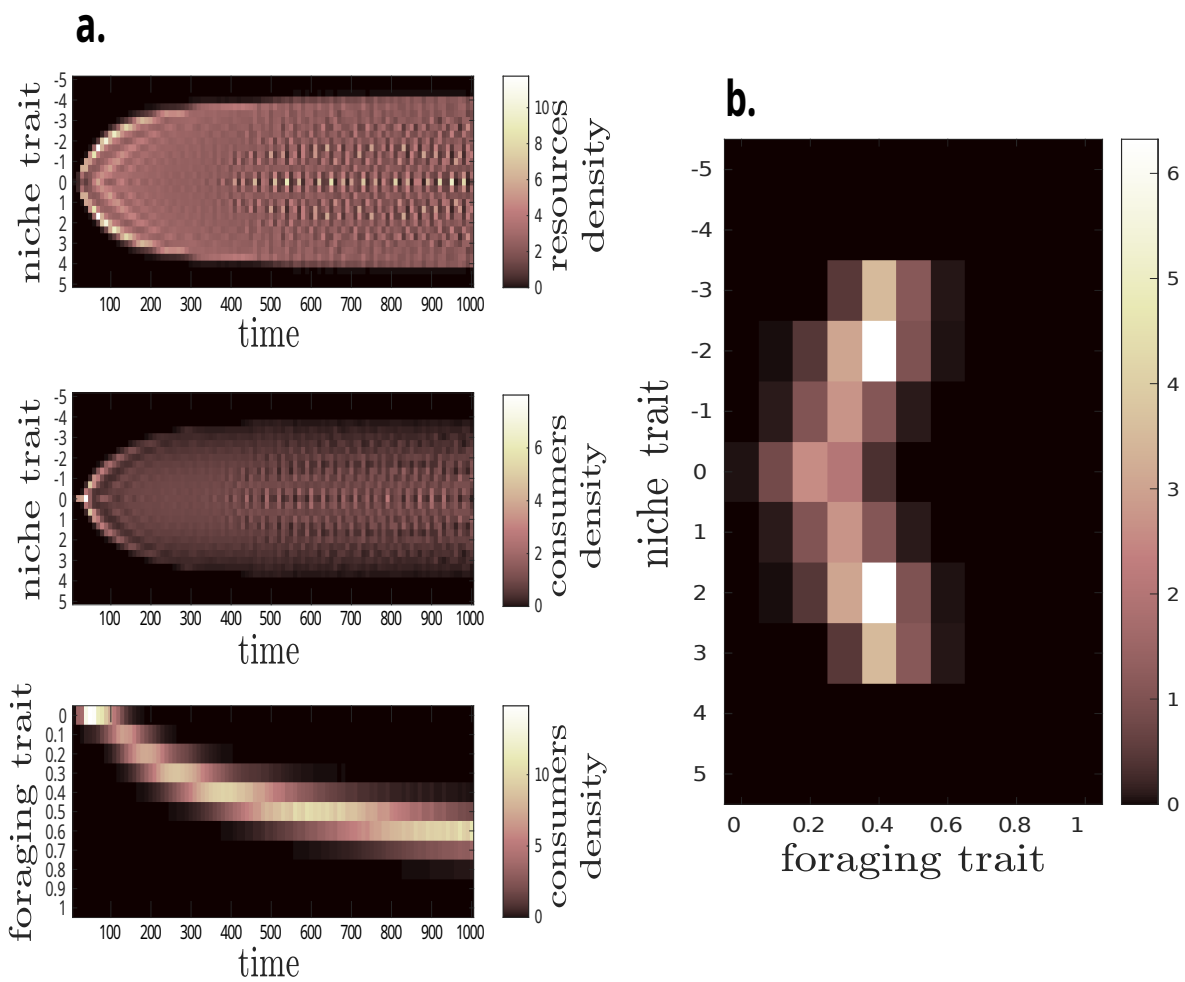

Figure 2: a) Diversification of niche and foraging traits starting from a single resource and consumer at the niche centre, and a RF consumer strategy. Top panel: resource densities $R(t, y)$. Middle panel: consumer densities $\int C(t, x, z)dz$. Bottom panel: foraging trait $\int C(t, x, z)dx$. b) The trait distribution of consumers at steady state (1000 time steps).

The PRCC analysis revealed that the six tested parameters played a significant role in the evolution of PF (Table 1 last column).

Handling time As expected, elevated costs of PF (S_{max}, Table 1) disfavor its evolution (correlation coefficient -0.64), which is in accordance with the existence of a trade-off between PF and other life-history traits like predation (Pangle et al., 2012; Wang et al., 2013; McArthur et al., 2014; Costa et al., 2019), thermoregulation (du Plessis et al., 2012; Van de Ven et al., 2019) and time budget (Randolph and Cameron, 2001; Fortin et al., 2004). In the present model the trade-off is only incorporated into the handling time of the type II functional response, where high handling times reduce resource absorption rates. If the PF strategy had increased mortality d instead of handling time, this would have also reduced resource absorption (see Appendix B for a formal derivation of the model). A trade-off between PF and mortality therefore provided similar results (Fig. SI.4 and SI.5).

Consumer niche width The evolution of PF is instead favored by the niche width of consumers (parameter σ, correlation coefficient 0.28). The evolution of plastic foraging may lead to contrasting

foraging strategies among individuals, which increases inter-individual niche variation. This would then fit with the "Niche Variation Hypothesis" (NVH) according to which "populations with wider niches are more variable than populations with narrower niches" (Soule and Stewart, 1970). The NVH was initially formulated by Leigh van Valen 1965 for morphological traits, although it appears better suited to behavioral traits like resource use (Bolnick et al., 2007). Empirical support for the NVH was found for herbivores (Bison et al., 2015) and predators (Bolnick et al., 2007), with a positive correlation between total niche width and inter-individual niche variation. Baboons also combine niche breadth with selectivity in resource use (Whiten et al., 1991). Since the evolution of consumer niche width may itself depend on environmental heterogeneity (Kassen, 2002) (i.e. on resource diversity in the model), the coevolution of PF, niche width and niche position is a possible avenue for future research. Niche width foster PF because consumers deplete the whole range of resources when their niche width is large, therefore competition between consumers is more intense, which leads to the evolution of PF. Empirical studies have indeed found that generalist consumers competing for resources forage plastically. For instance generalist bumblebee species visited the larkspur *Delphinium barbeyi* when the most abundant bumblebee species was experimentally removed, but preferred other plant species otherwise, likely to avoid competition for nectar (Brosi and Briggs, 2013). A similar behavior has been reported for syrphid flies, which preferentially foraged on open rather than tubular flowers when competing with bumblebees (Fontaine et al., 2006). In the case of predators, intraspecific competition between sticklebacks (*Gasterosteus aculeatus)* enhanced the diversity of foraging behaviors and increased the correlation between diet and morphology (Svanbäck and Bolnick, 2007), as found here (Figure SI.9).

Other parameters The present model further predicts that PF evolution is favoured by direct competition between consumers I (correlation coefficient 0.13) as well as by increased consumer mortality δ (correlation coefficient 0.13). This is in line with the above results, in the sense that constrained environmental condition for consumers strengthen the need for PF. On the other hand PF becomes useful when resources are diversified enough, hence the positive effect of the resources niche width σ_K (correlation coefficient 0.38).

4 The effects of PF evolution on community properties

Starting from a fixed pool of species or phenotypes, most previous theoretical works have shown that PF fosters food web complexity and community stability (Kondoh, 2003; Uchida and Drossel, 2007; Beckerman et al., 2010; Heckmann et al., 2012), although this depended on the way PF was incorporated to the model (Berec et al., 2010). However, had niche traits been also subject to evolution, PF might also have affected stability indirectly, through its effect on functional diversity (Figure 1). The effects of PF on diversity and other community properties (Question 2 in the introduction) are discussed in the present section and the effects on consumer persistence (Question 3) in section 5.

4.1 Effects on biomass

To assess the effects of the evolution of PF on biomass, we compare the total biomass C of consumers in two situations: a freely evolving PF trait z and a fixed RF strategy ($z = 0$). In both cases, the ecological niche traits x and y are subject to evolution. The communities evolve during 1000 time steps, which is enough time for the system to reach a stationary regime with stable community-level characteristics (A.1). The same comparison is done for all the other community properties.

When the evolution of PF produce consumer populations with a high mean foraging trait $\bar{z}$, the resource biomass is reduced (e.g. -50% when $\bar{z} = 1$) while the consumer biomass increased by 25% on average (Figure 3a). Following the evolution of PF, the functional complementarity and diversity of consumers increase their biomass at the expense of resources (Figure 3a). This fits with empirical

studies showing a relationship between resource consumption and consumer diversity (Deraison et al., 2015; Lefcheck et al., 2019; Milotić et al., 2019). However, the variability of the consumer biomass among simulations also increases with $\bar{z}$. This pattern has also been observed when the foraging trait z of a monomorphic population without PF evolution is increased (Figure SI.3a).

4.2 Effects on functional diversity

Resource and consumer functional diversity are measured by the functional dispersion index $FDis$ (Laliberté and Legendre, 2010), which represents for each population the average absolute deviation from the mean niche trait:

$$FDis_R(t) = \int \frac{|y - \overline{y}(t)| R(t,y)}{\int R(t,y)dy} dy \quad \text{and} \quad FDis_C(t) = \int \frac{|x - \overline{x}(t)| \int C(t,x,z)dz}{\iint C(t,x,z)dxdz} dx \tag{14}$$

where $\overline{y}(t) = \int \frac{y\, R(t,y)}{\int R(t,y)dy} dy$ and $\overline{x}(t) = \int \frac{x \int C(t,x,z)dz}{\iint C(t,x,z)dxdz} dx$ are the mean traits of the resource and consumer. The quantity $\int C(t,x,z)dz$ corresponds to the biomass of individuals carrying the trait x in the consumers population.

The evolution of PF increases functional dispersion of both resources and consumers (Figure 3b). When the average foraging trait value is large the consequences on diversity indices becomes heterogeneous, but the effect of PF is almost always positive. The increase in functional diversity is due to an eco-evolutionary loop between resources and consumers situated at the niche edge. Following the evolution of PF some consumers forage at the niche edge, thereby reducing the density of the corresponding resources. This decreases competition among these resources and promotes the emergence of new resource phenotypes at the niche edge. The diversification of resources triggered the apparition of consumers standing even further away from the niche centre, and so on until the resources reached the limits of the exploitable niche. This emphasizes that adaptive phenotypic plasticity like PF can subsequently fuel evolutionary change (Baldwin, 1896; Crispo, 2007; Laland et al., 2014). Instead, when no PF evolution is introduced, the few resources standing far away from the niche centre are barely used by consumers, which can not forage preferentially on them. This prevents the emergence of new resources further away from the niche centre, due to competition between resources. Since the evolution of PF occurs when the diversity of resources is initially large enough (large σ_K), causation is reciprocal: PF both promotes and is promoted by resource diversity.

4.3 Effects on productivity

Productivity corresponds to the net production of biomass by consumers following resource absorption, measured once the system has reached a stationary regime (e.g. Loreau and Hector, 2001; Poisot et al., 2013):

$$Prod = \iint C(T,x,z) F_C(T,x,z)\, dx\, dz \tag{15}$$

T is the time to reach the stationary regime, $T = 1000$ in the simulations below.

The relationship with productivity (i.e the flow of biomass from resources to consumers) is non-linear (Figure 3c). When the system with PF evolution has a rather low mean foraging trait ($0 < \bar{z} < 0.4$) productivity increases in comparison to the system without PF. This occurs thanks to functional complementarity between consumers (Poisot et al., 2013). However, when $\overline{z}$ is above 0.4, the productivity gain does not change on average, because consumers with high foraging trait impact resources too heavily. Strong PF also increases the variability of productivity; among the systems with strong PF some have large gains of productivity and others small gains or even small deficits.

4.4 Effects on niche overlap and functional match

The niche overlap between two consumers with niche traits x_i and x_j and foraging traits z_i and z_j is defined by the correlation coefficient ρ_{ij} of their resource absorption:

$$\rho_{ij} = \frac{\int U(x_i, y, z_i)\, U(x_j, y, z_j) dy}{\sqrt{\int U^2(x_i, y, z_i) dy \int U^2(x_j, y, z_j) dy}} \tag{16}$$

The overall niche overlap between consumers ρ is the average of this correlation coefficient of all consumers (Chesson and Kuang, 2008). The functional match FM corresponds to the mean difference between the niche trait of the consumer and the mean niche trait of its diet, that is the resources absorbed by the consumer:

$$FM(t) = \int\int \left|\text{diet}(t, x, z) - x\right| \frac{C(t, x, z)}{\int\int C(t, x, z) dx dz} dx dz$$
$$\text{where} \quad \text{diet}(t, x, z) = \int y \frac{\phi(t, x, y, z) u(t, x, y, z)}{\int \phi\, u(t, x, y, z) dy} dy \tag{17}$$

The evolution of PF also decreases the niche overlap between consumers by about 90% as soon as the mean foraging trait exceeds 0.2 (Figure 3d), and increases the functional match between the niche trait of consumers and the mean niche trait of their resources (Figure SI.9). PF also decreased niche overlap between pollinators in the model of Valdovinos et al. (2013) and in the empirical studies of Fontaine et al. (2006) and Brosi and Briggs (2013). At the intraspecific level, niche overlap between individuals of the same species decreased in function of their abundance (Svanbäck and Bolnick, 2007; Tur et al., 2014). Short-term experimental time scales suggest this pattern was caused by plastic behavior (Svanbäck and Bolnick, 2007), although in the long-term this pattern may also be due to genetic diversification. Since abundance favors intraspecific competition, this is consistent with our findings that competition between consumers promotes the evolution of PF. The decrease of niche overlap between consumers corresponds to niche partitioning, which may favor their coexistence (Behmer and Joern, 2008; Turcotte and Levine, 2016).

5 The effects of PF on consumer persistence

To understand whether the evolution of PF can rescue consumers from environmental changes, three specific disturbances are considered: a sudden environmental change where the mode y_0 of the resource niche is instantaneously shifted at a distance Δy from the initial niche center, $y_0 + \Delta y$ (e.g. Domínguez-García et al., 2019), an ecosystem disturbance where consumer mortality d increases gradually by Δd, and a constantly changing environment, where the mode y_0 of the niche is displaced at constant speed c, $y_0 + ct$. The mutation process driving the diversification of resources and consumers in the system should help to recover trait diversity after a disturbance. To assess the effects of those disturbances on the resource-consumer system, the proportion of consumer biomass lost after the disturbance is calculated once a new equilibrium is reached. The difference in the mean foraging trait before and after each disturbance is also measured.

Before the perturbation, we start with a resource-consumer system at equilibrium for each system: with PF evolution and with fixed RF, that is the foraging trait of consumers is monomorphic ($z = 0$) and does not evolve ($\partial_z^2 C = 0$). In the system with PF evolution, the mean PF trait is stabilized around a high value, $\bar{z} \approx 0.9$, with the parameters set in Table 1. For each disturbance strength and type, we wait

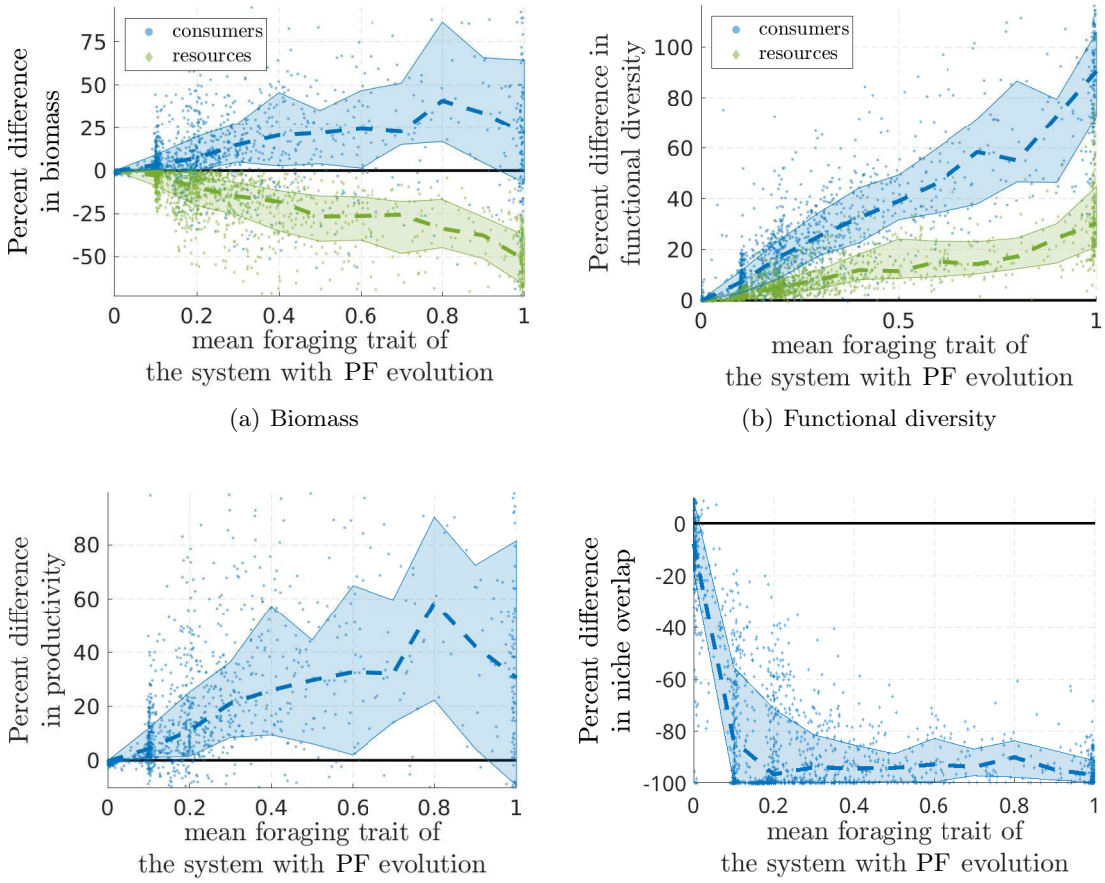

(a) Biomass

(b) Functional diversity

(c) Productivity

(d) Niche overlap

Figure 3: Difference (in %) between systems with PF evolution and fixed RF, for (a) biomass, (b) functional dispersion, (c) productivity, and (d) niche overlap. For each panel, 1500 simulations of 1000 time steps with PF evolution were compared to simulations with fixed RF, the parameters being randomly sampled in the ranges specified in Table 1. Dashed lines: median; areas: 75% confidence intervals.

until a new equilibrium is reached. The stability metrics of the system with PF evolution is compared to those of the system with fixed RF at this new equilibrium. For all disturbance types, the disturbance strength is increased until the consumer population goes to extinction, in order to compute the maximal disturbance level that the system can tolerate. Monomorphic systems for different foraging trait values are also initialized to test their response to disturbances.

5.1 Ecosystem disturbance and constant environmental change

In reaction to increasing levels of consumer mortality, the system with PF evolution behaves as the system with fixed RF. Indeed, after each increment of mortality the new biomass of consumers is similar; and the consumers disappear for the same mortality rate (Figure 4a). Moreover, at each mortality increase, consumers in the system with PF evolution gradually reduce their foraging trait, until PF ultimately disappears (color scale in Figure 4a). Indeed, increased mortality leads to reduced competition between consumers via their reduced density, and to the non-viability of the niche edge for consumers, both leading to a reduction in PF trait. Controlled monomorphic systems having low PF values better tolerate higher mortality rates (Figure 4b), which indicates that when PF is fixed it has a negative effect on the

persistence of consumers facing increases in mortality.

Turning to the constant environmental change, the system with PF evolution tolerates niche displacement better than the system with fixed RF, up to a certain point when it disappears suddenly, earlier than its counterpart (Figure 4c). Moreover, as in the case of ecosystem disturbance, the mean PF value decreases for faster environmental changes (color scale in Figure 4c). Controlled monomorphic systems having low PF values tolerate faster environmental changes (Figure 4d), which indicates that when PF is fixed it has a negative effect on the persistence of consumers facing constant environmental change.

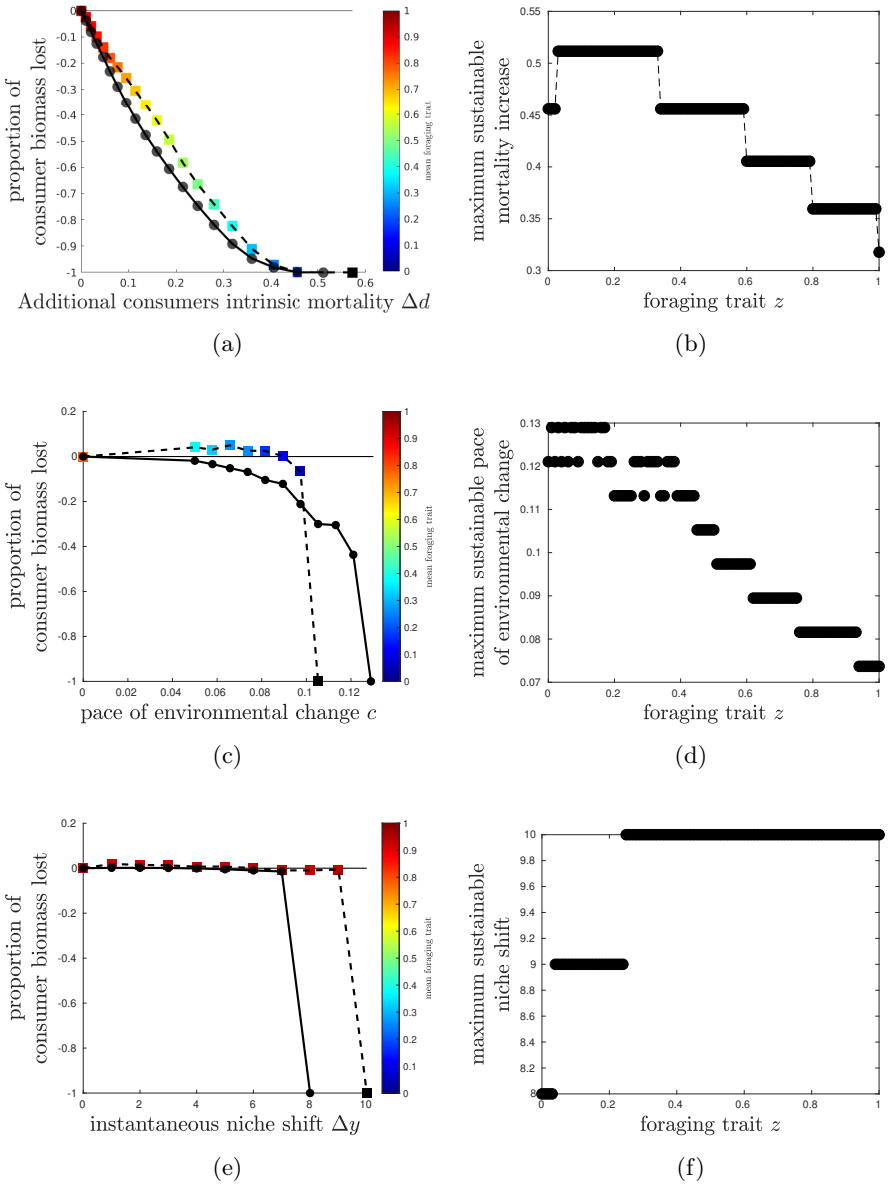

Figure 4: Effect of disturbances: (a, b) increased mortality Δd, (c, d) constant environment change c and (e, f) instantaneous niche shift Δy. Left column (a, c, e): variations of consumer biomass of systems with and without PF, in function of the intensity of the disturbance. A negative variation indicates a decrease in biomass, for instance -0.2 indicates than 20% of the biomass is lost. The value -1 corresponds to the extinction of all consumers. The coloured gradient indicates the average PF trait of consumers. Right column (b, d, f): maximal sustainable mortality for monomorphic consumers, in function of their controlled foraging trait z.

For both disturbances the cost of PF becomes larger than the benefits, and choosy consumers go extinct earlier than random consumers. In particular, constant environmental changes weathers resource diversity to such a point that RF and PF consumers have a similar diet, which annihilates the benefits of PF. It has been stressed that phenotypic plasticity can retard adaptation to environmental change, shielding suboptimal phenotypes from natural selection (Fox et al., 2019), but in the present model phenotypic plasticity is limited to the foraging strategy of consumers. Instead, niche traits are not plastic and are therefore entirely sensitive to selection; the negative effect of PF on consumer persistence is therefore only due to its cost. In nature however, niche trait can also be plastic (e.g. Rossiter, 1987), but this was ignored by the model.

In figures 4b and d PF is fixed, but when PF can evolve, it gradually decreases in function of the intensity of the disturbances (see color scales in Figures 4 a and c), although for different reasons. In the case of ecosystem disturbance, plastic foragers located at the edge of the niche trait distribution (Figure 2b) disappear progressively due to increases in mortality. The average PF trait therefore decreases (Figure 4a) due to demographic changes of a pre-existing trait diversity. In the case of a constant environmental change, however, the typical trait distribution depicted in Figure 2b no longer exists because niche traits constantly run after those of resources, which corresponds to an evolutionary lag load. In that case, consumers do not have enough time to reduce their PF searching behaviour and become extinct slightly earlier (Figure 4c); PF therefore imposes a second lag load, corresponding to the time needed for the evolutionary regression of PF.

A purely ecological model ignoring the evolutionary dynamics of PF would have missed the possibility of its evolutionary regression, and would have therefore overestimated the negative effect of PF on consumer persistence. In the simulations, the various disturbance types have been applied independently, but in nature they can be combined. In such cases, ecosystem disturbance and/or constant environmental change might first lead to the evolutionary regression of the PF behaviour, and a sudden shift might then facilitate the extinction of consumers, since they would not be protected by PF any more.

5.2 Sudden environmental change

After a sudden environmental change, either consumers disappear or they persist in a new state close to the original one. In that case their niche traits shift towards the new optimum and their foraging traits remain unchanged, which is an indication of resilience. The variation of biomass before and after disturbance is therefore uninformative; instead the maximal sudden environmental change that the consumer can tolerate is used to quantify its stability (Figure 4e). The system with PF evolution resists to a larger sudden change ($\delta_y = 10$) compared with the system with fixed RF ($\delta_y = 8$). In order to disentangle the direct effect of PF on stability from its indirect effect through diversity, the PF values of the consumers with PF are set to 0, while retaining the original diversity of the niche traits x and y of both guilds. The resulting hybrid system tolerates a large environmental change ($\delta_y = 10$), which indicates that the positive effect of PF on the persistence of consumers is mainly due to its effects on diversity. In line with the above results, controlled monomorphic systems having high PF values tolerates larger sudden environmental changes (Figure 4d).

Previous theoretical studies have shown that PF can stabilize food-webs by favoring topologies able to buffer environmental disturbances (Kondoh, 2003; Heckmann et al., 2012), but in the present model such inherently robust topologies have not been observed. Instead, the mechanisms responsible for the stabilising effect of PF rely on the dynamical nature of the interaction webs produced by PF, which is caused both by a direct effect of PF (Question 3a), and by an indirect effect through diversity (Question 3b), as detailed above. The direct effect of PF on consumer persistence relies on the mitigation of the lag load faced by consumers. Indeed, resources become adapted to the new niche center more quickly than consumers, which suffer from a trait mismatch (e.g. Post and Forchhammer, 2008; Miller-Struttmann et al., 2015; Damien and Tougeron, 2019). This indicates that phenotypic plasticity acts as a rapid

response mechanism to environmental change (Fox et al., 2019), in that case. Since random foragers consume the most abundant resources (but not the most suitable), after a sudden niche shift they feed on sub-optimal resources, which hamper their resilience to environmental change. In contrast plastic foragers select less abundant but more suitable resources, which favor their survival. In the meantime their traits evolve towards the new niche optimum and ultimately catch up the resources, which illustrates that adaptive plasticity can promote persistence in new environmental conditions (Ghalambor et al., 2007).

Turning to the indirect effect of PF on consumer persistence (Question 3b), when PF increases the diversity of both resources and consumers this favors the emergence of extreme phenotypes far away from the niche center. The extreme phenotypes are pre-adapted to the niche shift and therefore persist, unlike the central species. The positive effect of biodiversity on ecosystem functioning can be caused by complementarity and selection effects (e.g. Loreau and Hector, 2001). In the present case, a few well-adapted phenotypes determine the resilience to the niche shift : this corresponds to a selection effect. Although PF also increases complementarity between species as discussed earlier, this do not create any synergy between phenotypes, at least with respect to the resilience to the niche shift.

In summary, consumer persistence is fostered either by the evolution of PF in the case of a sudden environmental change or by its regression in the cases of ecosystem disturbance and constant environmental change. This corresponds to a combination of evolutionary rescue (Gonzalez et al., 2013; Kopp and Matuszewski, 2014), because PF is subject to evolution, and of plastic rescue (Kovach-Orr and Fussmann, 2013), since PF is a type of phenotypic plasticity.

6 Assumptions and limitations of the model

As outlined earlier, compared with other existing models exploring the influence of PF on community stability, the main novelty of the model is to study the evolution of the propensity to forage plastically, together with the evolution of niche traits of resources and consumers. Several other specificities also require some consideration.

First, in previous works the absence of PF corresponded to a constant interaction matrix between resources and consumers (e.g. Kondoh, 2003; Valdovinos et al., 2013). Instead, in the present model the alternative to plastic foraging consists in random foraging, where resources are consumed according to their density. The interaction matrix is therefore highly dynamic for both foraging strategies, although for different reasons. In the case of RF the resources exploited by a given consumer change according to their abundance only, whereas in the case of PF they also change according to their traits, the consumer's trait, and their degree of exploitation by other consumers. In previous models allowing the evolutionary diversification of niche traits, the interaction matrices were dynamic but consumers did not forage plastically (Loeuille and Loreau, 2005; Allhoff et al., 2015). In those cases as well as here, new phenotypes constantly appear and need to be incorporated into the food web, which is therefore inherently dynamic (Appendix A.1). In comparison to RF, a consumer having fixed interaction coefficients would ignore these new phenotypes even if its favorite resources had gone extinct, which would make little sense. Besides, PF alone can produce non-equilibrium dynamics even with a fixed community composition, by triggering consumer-resource cycles (Abrams, 1992; Abrams and Matsuda, 2004).

Second, it is assumed that consumers feeding on a single optimal resource have the highest growth rate. Although this assumption often fits with prey-predator interactions (but see Jensen et al., 2012, for a counter-example), in the case of plant-herbivore interactions consumers often benefit from resource complementarity (Abrams, 2010; Unsicker et al., 2008), primarily because of nutrient balancing and toxin dilution (Ibanez et al., 2012; Behmer and Joern, 2008; Singer et al., 2002). We predict that the inclusion of this feature in the model would have favored the evolution of PF, since RF strategists mostly consume the most abundant resources, irrespective of their complementarity.

Third, foraging costs (quantified by the searching time $s(z)$) were assumed independent of resource abundance, although the searching time may be larger for rare than for abundant resources. Moreover,

the spatial distribution of resources is ignored, although travel time is costly (WallisDeVries, 1996; Hassell and Southwood, 1978). For instance, the random distribution of low preferred plant species can disfavor herbivore foraging selectivity (Wang et al., 2010). These two factors may hamper the evolution of PF.

Finally, the competition kernel modelling the strength of competition between resources and the carrying capacity functions were both assumed Gaussian. Under this hypothesis and in the absence of consumers, the evolutionary dynamics produce a continuum of resources (MacArthur, 1970; Slatkin and Lande, 1976). There are however many deviations from this special case, by choosing for instance non Gaussian competition kernels or carrying capacity functions, which leads to a discrete distribution of resources (Sasaki and Ellner, 1995; Szabó and Meszéna, 2006; Pigolotti et al., 2010; Hernández-García et al., 2009; Sasaki and Dieckmann, 2011). The presence of consumers using PF also results in a discrete distribution of resources, either with Gaussian functions (Fig.2) or with a quartic function, which was instead used in Appendix C. Platykurtic functions like the quartic function tend to broaden the resource distribution (Sasaki and Dieckmann, 2011). Under the quartic scenario, the resource distribution is indeed enlarged and the mean foraging trait is larger (compare Fig. 2 to Fig. SI.6). Moreover, the gain in consumer biomass and productivity due to PF is larger in the quartic case (compare Fig. 3a-c to Fig. SI.8a-c). However, the quartic carrying capacity function tends to reduce the effect of PF on the functional diversity (Fig.SI.8b). Although functional diversity is higher with a platykurtic than with a Gaussian carrying capacity function, the gain due to PF is small (Fig. SI.7).

Conclusion

The present model illustrates how phenotypic plasticity can be simultaneously a result and a factor of evolution. On the one hand, plastic foraging (PF) evolves by natural selection acting on consumers. On the other hand, it stimulates the diversification of ecological characters not only of consumers but also of resources, stressing that phenotypic plasticity can have far-reaching evolutionary consequences at the community-level (Fordyce, 2006). Moreover, functional diversity itself promotes the evolution of PF, creating an eco-evolutionary feedback loop between phenotypic plasticity, natural selection and community composition. This has intricate consequences on the response of the resource-consumer community to disturbances. In the case of sudden environmental change, the evolution of PF has a positive effect on community stability, partly via its effects on functional diversity. However for other disturbance types like constant change and increases in mortality, the PF behavior is less fit than random foraging and therefore declines. In contrast to previous studies, these results stress that the relationship between PF and community stability depends on the type of the disturbance as well as on the evolutionary dynamics of PF itself.

Acknowledgements

We are grateful to François Rousset and two anonymous reviewers for their thoughtful comments and discussion on this work. Preprint version 5 of this article has been peer-reviewed and recommended by Peer Community In Evolutionary Biology (https://doi.org/10.24072/pci.evolbiol.100654)

Fundings

The authors of this article have no particular funding to declare.

Conflict of interest disclosure

The authors declare that they comply with the PCI rule of having no financial conflicts of interest in relation to the content of the article.

Data, script and code availability

All the codes used to compute the outcomes of our model and the figures of the paper are available online: https://zenodo.org/badge/latestdoi/481122645.

Appendix

A Model details

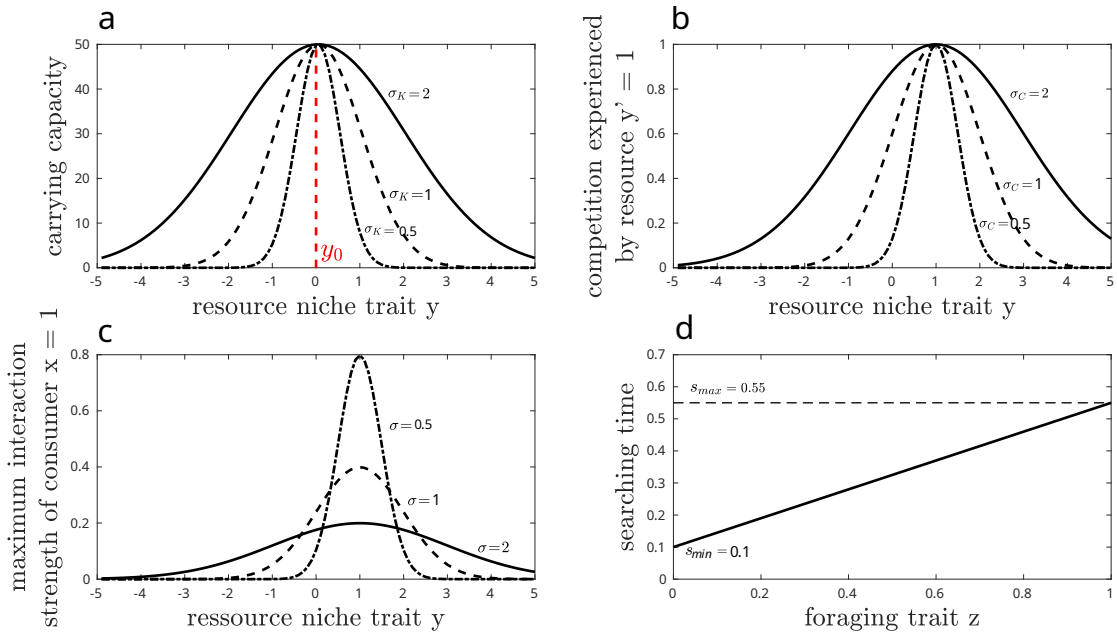

Figure SI.1: a) Carrying capacity $K(y)$ of resources for various niche width values $\sigma_K = \{0.5, 1, 2\}$. The niche centre fixed at $y_0 = 0$ corresponds to the maximal carrying capacity. b) Competition kernel K_e for various neighbourhood size $\sigma_C = \{0.5, 1, 2\}$ between a focal resource $y' = 1$ and all resources in function of their niche trait y. c) Interactions kernel Δ for various generalization levels ($\sigma = \{0.5, 1, 2\}$) between a focal consumer ($x = 1$) and all the resources in function of their niche trait y. d) Searching time s in function of the foraging trait z. Parameter values as in Table 1.

Quantitative traits		**Ranges**
x	Consumers niche trait	$[-5; 5]$
y	Resources niche trait	$[-5; 5]$
z	Consumers foraging trait	$[0; 1]$
State variables		**Shapes**
$R(t, y)$	Resource density	see Eq. (1)
$\overline{y}(t)$	Mean resource trait	$\overline{y}(t) = \int y \frac{R(t,y)}{\int R(t,y)dy} dy$
$C(t, x, z)$	Consumer density with foraging trait z	see Eq. (2)
$\overline{x}(t)$	Mean consumer niche trait	$\overline{x}(t) = \int x \frac{\int C(t,x,z)dz}{\iint C(t,x,z)dxdz} dx$
$\overline{z}(t)$	Mean foraging trait	$\overline{z}(t) = \iint z \frac{C(t,x,z)}{\iint C(t,x,z)dxdz} dxdz$
$\phi_{RF}(t, y)$	Random Foraging efforts	$\phi_{RF}(t,y) = \frac{R(t,y)}{\int R(t,y)dy}$
$\phi_{PF}(t, x, y, z)$	Relative Foraging efforts	see Eq. (11)
$\phi(t, x, y, z)$	Effective Foraging efforts	$\phi = z\phi_{PF} + (1-z)\phi_{RF}$
Functional responses		**Shapes**
$F_R(t, y)$	Resource consumption	$\iint U(t,x,y,z)C(t,x,z)dxdz$
$F_C(t, x, z)$	Resource absorption	$\alpha \int U(t,x,y,z)R(t,y)dy$
$U(t, x, y, z)$	resource uptake per consumer	see Eq. (6)
$K(y)$	Carrying capacity	$K(y) = K_0 e^{-\frac{y^2}{2\sigma_K^2}}$
$K_e(y)$	Competition strength	$K_e(y) = e^{-\frac{y^2}{2\sigma_C^2}}$
$r_e(t, y)$	Effective resource density	see Eq. (4)
$\Delta(x, y)$	Interaction strength between resources and consumers	$\Delta(x,y) = \frac{e^{-\frac{(x-y)^2}{2\sigma^2}}}{\sqrt{2\pi\sigma^2}}$
$u(t, x, y, z)$	Potential resource uptake of a consumer	see Eq. (12)
$s(z)$	Searching time	$s(z) = s_{min} + z(s_{max} - s_{min})$
$\mathcal{M}_R(t, y)$	Resource niche trait mutations	see Eq. (8)
$\mathcal{M}_C(t, x, z)$	Consumer trait mutations	see Eq. (8)
Aggregate properties		**Shapes**
$FDis_R(t)$	Functional dispersion of resources	$FDis_R(t) = \int \frac{\lvert y - \overline{y}(t)\rvert R(t,y)}{\int R(t,y)dy} dy$
$FDis_C(t)$	Functional dispersion of consumers	$FDis_C(t) = \int \frac{\lvert x - \overline{x}(t)\rvert \int C(t,x,z)dz}{\iint C(t,x,z)ddxz} dx$
$Prod$	Productivity	$Prod = \iint C(T,x,z)F_C(T,x,z)\, dx\, dz$
ρ_{ij}	Niche overlap between foraging traits	see Eq.(16)
$FM(t)$	Functional match	see Eq.(17)

Table SI.1: List of the quantitative traits subject to evolutionary change, the state variables, the functions and the aggregate system-level properties involved the model.

A.1 Stationary regime

The stationary regime is visible in this simulation of the emergence of a community in which plastic foraging evolves: https://drive.google.com/file/d/1c1nNXJl9aR76FrwFcrJppJbk-Rg7o9tn/view. The system follows a perpetual turnover of resources and consumers densities in function of their niche and foraging traits, but the macroscopic criteria of the community (exemplified here by the functional diversity $FDis$) reach a quasi equilibrium. Top panels: distribution of resources and consumers in function of their niche trait. Middle panels: distribution of consumers in function of their foraging trait (left) and community-level mean foraging trait in function of time (right). Bottom panels: functional diversity $FDis$ of resources and consumers. The other community-level characteristics are also stabilized once the stationary regime is reached.

A.2 Effect of a fixed PF trait

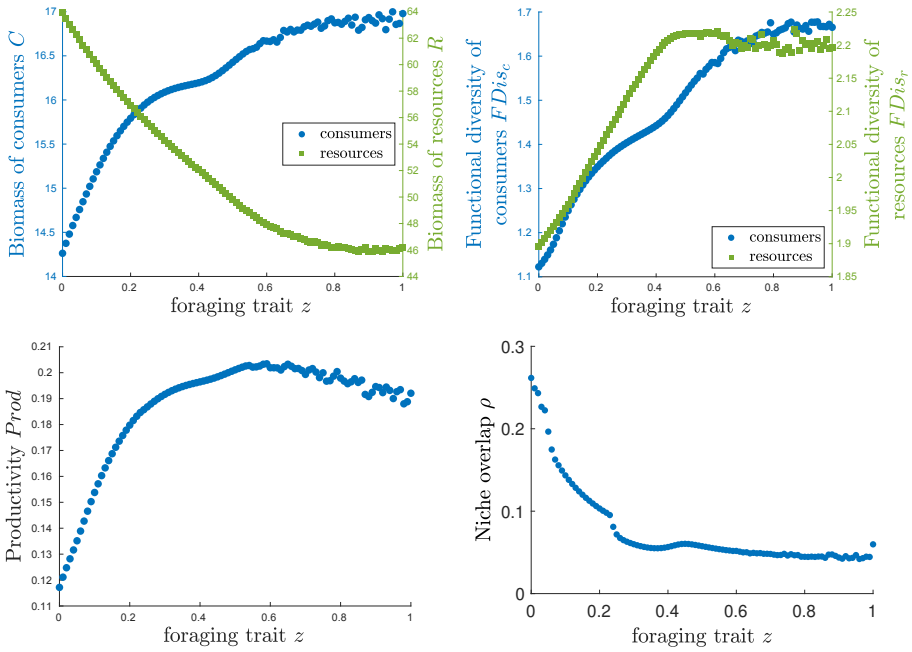

Figure SI.3: Effect of a fixed foraging trait value z on systems where only the niche traits x and y of resources and consumers can evolve. The measured characteristics are biomass, functional diversity, productivity, and niche overlap.

B Trade-off on mortality

Our model assumes a trade-off between PF and handling time. In this case, an increase of the foraging trait induces an increases of searching handling time, which eventually induces a reduction of the resource absorption rate. More precisely, for a given foraging trait z, an increase δz of the trait reduces the

absorption rate as follows

$$
\begin{aligned}
F_C(z+\delta z) &= \alpha \frac{b\int \phi(y)\Delta(x,y)R(y)dy}{1+s(z+\delta z)b\int \phi(y)\Delta(x,y)R(y)} \\
&= \alpha \frac{b\int \phi(y)\Delta(x,y)R(y)dy}{1+s(z)b\int \phi(y)\Delta(x,y)R(y)+\delta z(s_{max}-s_{min})b\int \phi(y)\Delta(x,y)R(y)} \\
&\approx \alpha \frac{b\int \phi(y)\Delta(x,y)R(y)dy}{1+s(z)b\int \phi(y)\Delta(x,y)R(y)} - \delta z(s_{max}-s_{min})\alpha \left(\frac{b\int \phi(y)\Delta(x,y)R(y)}{1+s(z)b\int \phi(y)\Delta(x,y)R(y)}\right)^2 \\
&\approx F_C(z) - \delta z(s_{max}-s_{min})\alpha
\end{aligned}
\tag{18}
$$

Thus an increase of foraging trait will reduce the growth rate of the consumers ($F_C - d - I \iint C$) proportionally to the difference of the PF cost ($s_{max} - s_{min}$).

As mentioned in the main text, the model may have assumed different trade-off such as a positive dependence between mortality rate and foraging trait. In this case the mortality rate may take the following form

$$
d(z) = d_{min} + z(d_{max} - d_{min}), \tag{19}
$$

where d_{min} is the basal mortality rate while d_{max} is the maximal increase of mortality due to PF. In this case, an increase of the foraging trait will increase the mortality rate proportionally to the maximal increment of mortality ($d_{max} - d_{min}$). The growth rate will reduce proportionally to this quantity. We thus see that the effect of the trade–off will have similar consequences on the evolution of the foraging trait.

B.1 Effect of mortality trade-off on community emergence

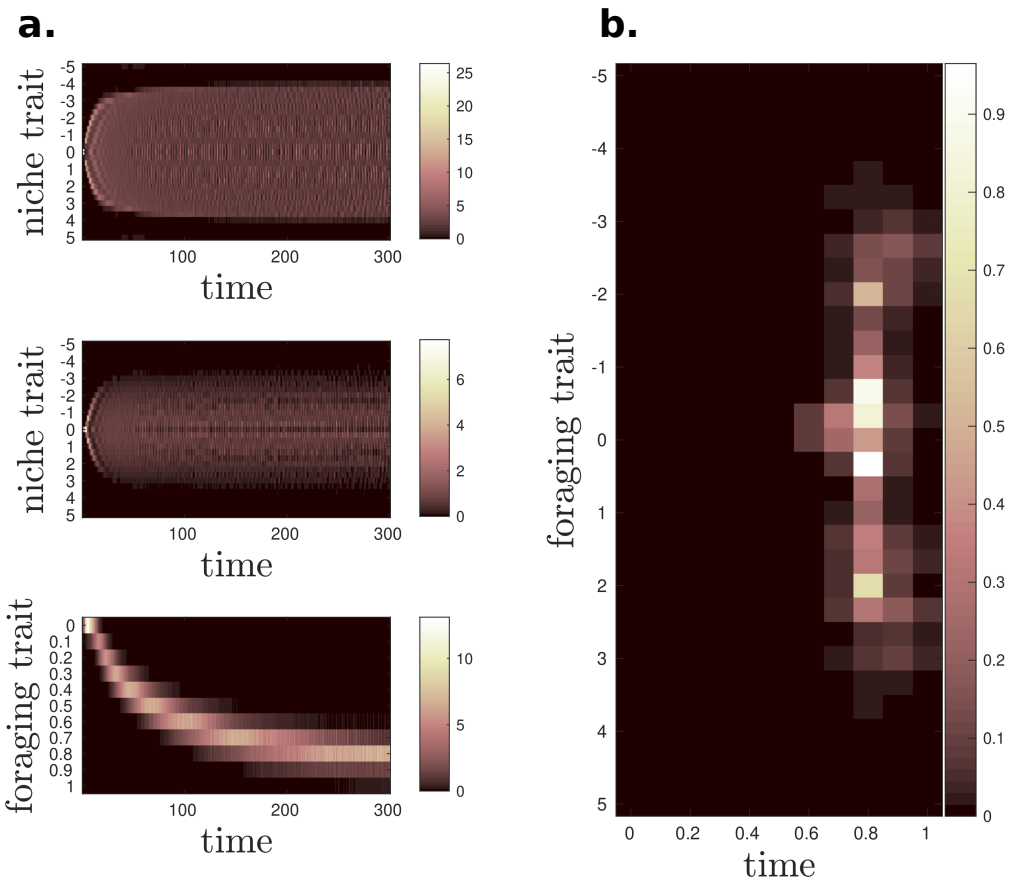

Figure SI.4: Distribution of resources and consumers over time with a trade-off on mortality. a) Diversification of niche and foraging traits starting from a single resource and consumer at the niche centre, and a RF consumer strategy. Top panel: resource densities $R(t, y)$. Middle panel: consumer densities $\int C(t, x, z)dz$. Bottom panel: foraging trait $\int C(t, x, z)dx$. b) The trait distribution of consumers at steady state (1000 time steps).

B.2 Effect of mortality trade-off with a fixed PF trait

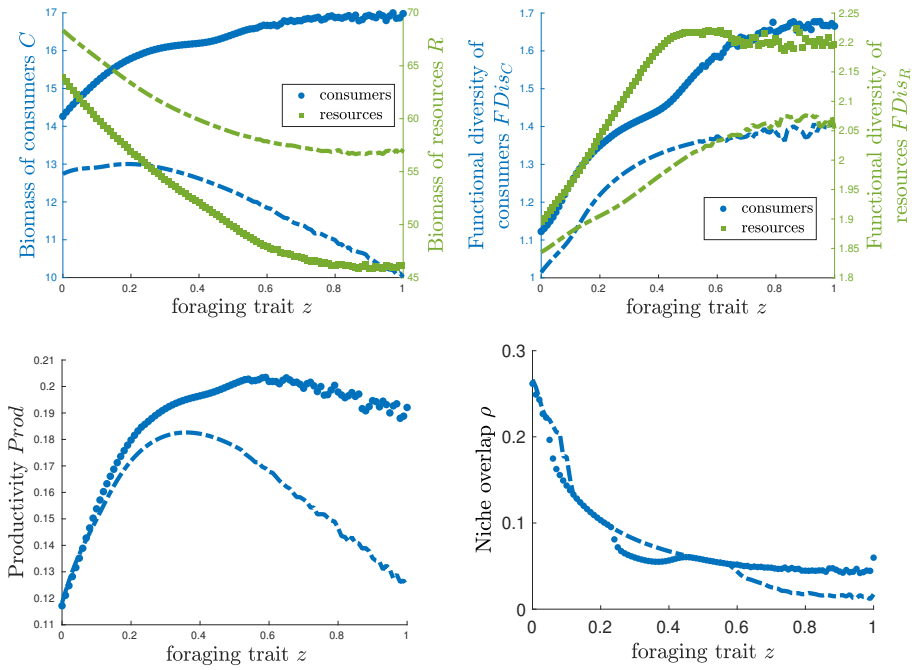

Figure SI.5: Effect of different mortality trade-off with a fixed foraging trait value z on systems where only the niche traits x and y of resources and consumers can evolve. We compare two mortality trade-off, between PF and: handling time (dotted markers), and mortality rate (dashed curves). The measured characteristics are biomass, functional diversity, productivity, and niche overlap.

C Effect of a quartic carrying capacity functions

C.1 Effect of a quartic carrying capacity function on community emergence

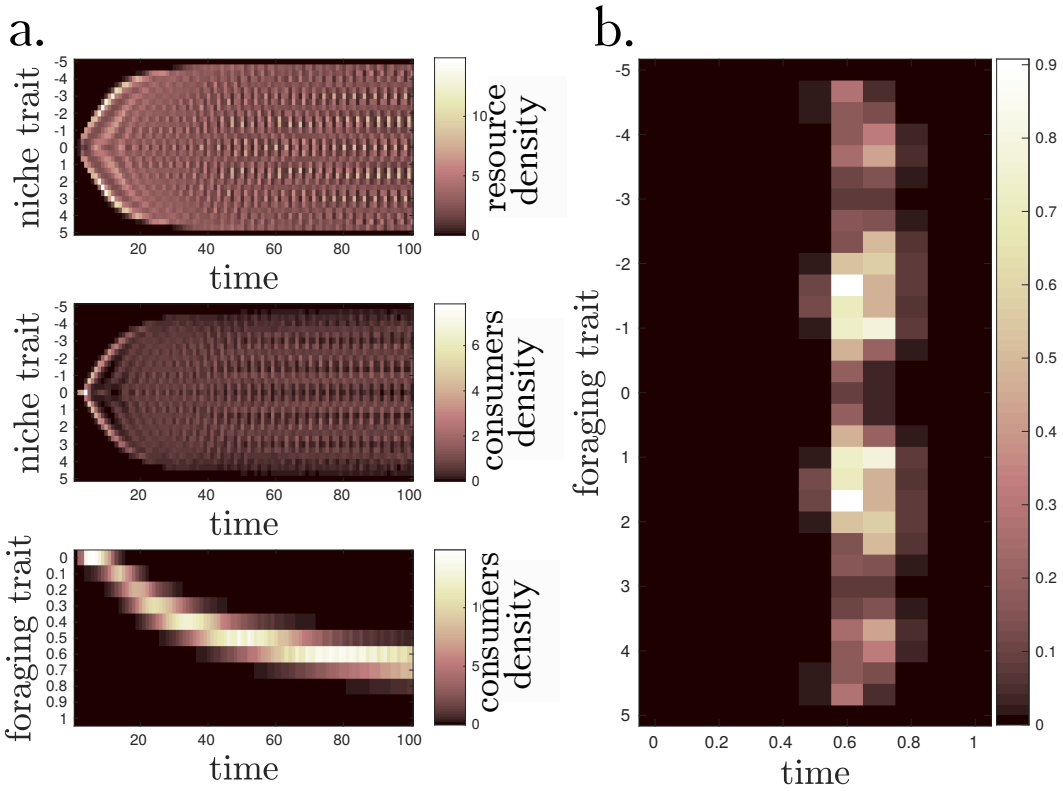

Figure SI.6: Distribution of resources and consumers over time with a quartic carrying capacity function $K(y) = K_0 \exp\big(-y^4/(12\sigma_K^4)\big)$. a) Diversification of niche and foraging traits starting from a single resource and consumer at the niche centre, and a RF consumer strategy. Top panel: resource densities $R(t, y)$. Middle panel: consumer densities $\int C(t, x, z)dz$. Bottom panel: foraging trait $\int C(t, x, z)dx$. b) The trait distribution of consumers at steady state (1000 time steps).

C.2 Effect of a quartic carrying capacity function with a fixed PF trait

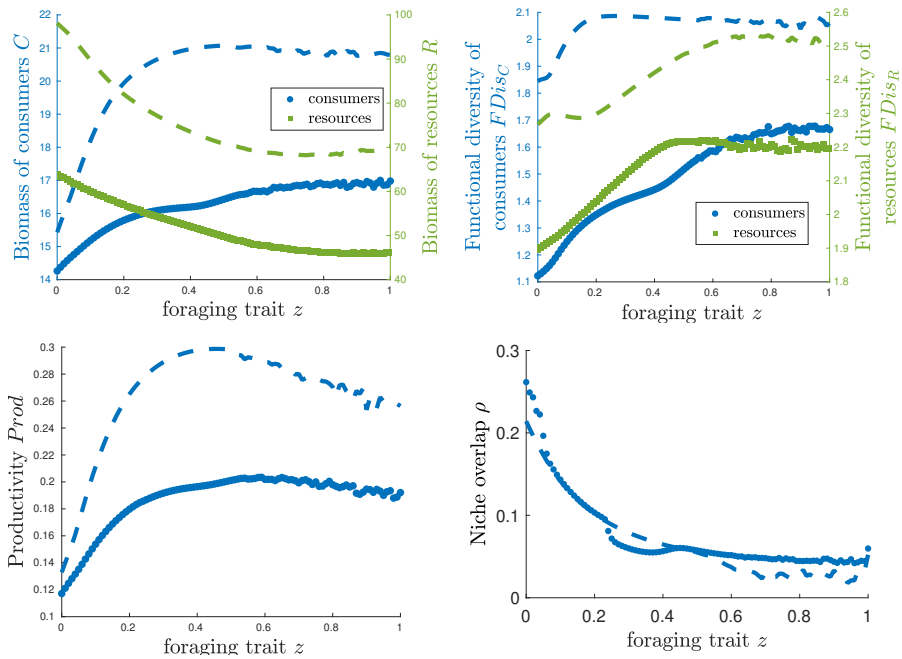

Figure SI.7: Effect of the carrying capacity kernel K with a fixed foraging trait value z on systems where only the niche traits x and y of resources and consumers can evolve. We compare two carrying capacity function: Gaussian function $K(y) = K_0 \exp\left(-y^2/(2\sigma_K^2)\right)$ (dotted markers) and Quartic function $K(y) = K_0 \exp\left(-y^4/(12\sigma_K^4)\right)$ (dashed curves). The measured characteristics are biomass, functional diversity, productivity, and niche overlap.

C.3 Effect of a quartic carrying capacity function with an evolving PF trait

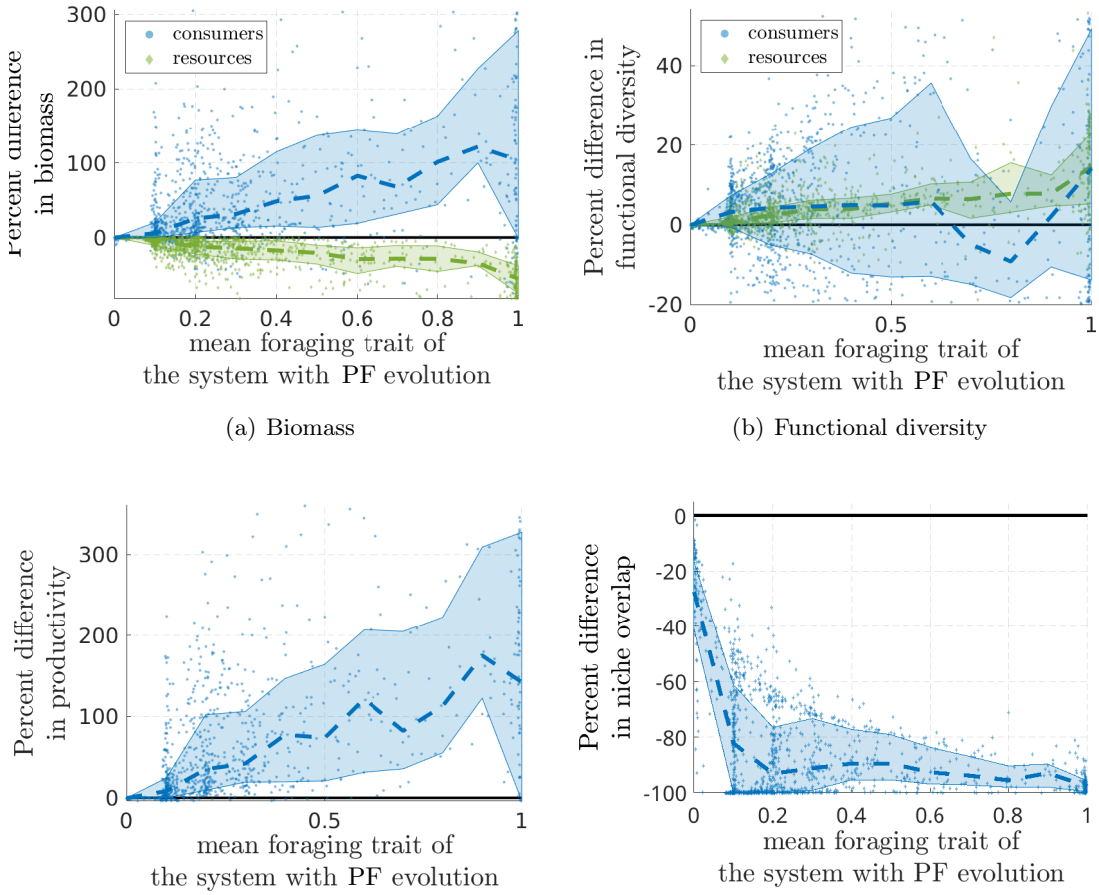

(a) Biomass

(b) Functional diversity

(c) Productivity

(d) Niche overlap

Figure SI.8: Difference (in %) between systems with PF evolution and fixed RF with a quartic carrying capacity function $K(y) = K_0 \exp\big(-y^4/(12\sigma_K^4)\big)$, for (a) biomass, (b) functional dispersion, (c) productivity, and (d) niche overlap. For each panel, 1500 simulations of 1000 time steps with PF evolution were compared to simulations with fixed RF, the parameters being randomly sampled in the ranges specified in Table 1. Dashed lines: median; areas: 75% confidence intervals.

D Functional match between resources and consumers

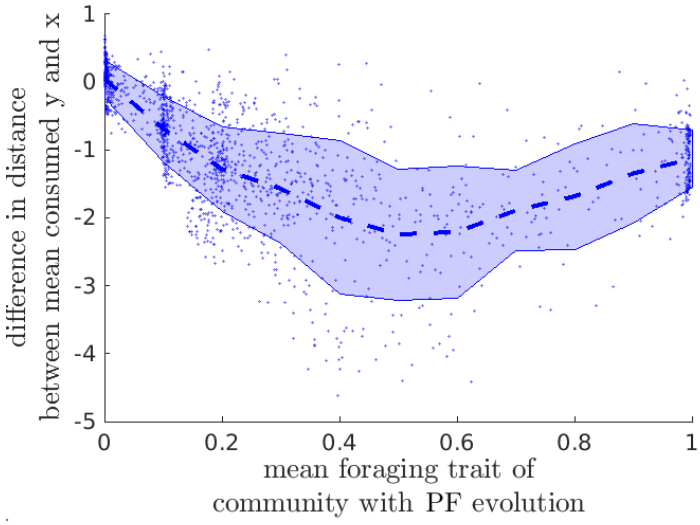

Figure SI.9: Difference in functional matching between systems with PF evolution and systems with fixed RF. 500 pairs of systems were compared, each pair having the same parameter set randomly sampled in the ranges specified in Table 1. Dashed lines: median; areas: 75% confidence intervals.

References

P.A. Abrams. Adaptive foraging by predators as a cause of predator-prey cycles. *Evolutionary Ecology*, 6(1):56–72, 1992. doi: 10.1007/BF02285334.

P.A. Abrams. Can adaptive evolution or behaviour lead to diversification of traits determining a trade-off between foraging gain and predation risk? *Evolutionary Ecology Research*, 5(5):653–670, 2003.

P.A. Abrams. Implications of flexible foraging for interspecific interactions: Lessons from simple models. *Functional Ecology*, 24(1):7–17, 2010. doi: 10.1111/j.1365-2435.2009.01621.x.

P.A. Abrams and H. Matsuda. Consequences of behavioral dynamics for the population dynamics of predator-prey systems with switching. *Population Ecology*, 46(1):13–25, 2004. doi: 10.1007/s10144-003-0168-2.

K.T. Allhoff, D. Ritterskamp, B.C. Rall, B. Drossel, and C. Guill. Evolutionary food web model based on body masses gives realistic networks with permanent species turnover. *Scientific Reports*, 5(1):10955, 2015. doi: 10.1038/srep10955.

F. Altermatt. Tell me what you eat and I'll tell you when you fly: Diet can predict phenological changes in response to climate change: Phenological change and diet breadth. *Ecology Letters*, 13(12):1475–1484, 2010. doi: 10.1111/j.1461-0248.2010.01534.x.

J.M. Baldwin. A new factor in evolution. *The american naturalist*, 30(354):441–451, 1896.

J.S. Bale, G.J. Masters, I.D. Hodkinson, C. Awmack, T.M. Bezemer, V.K. Brown, J. Butterfield, A. Buse, J.C. Coulson, J. Farrar, J.E.G. Good, R. Harrington, S. Hartley, T.H. Jones, R.L. Lindroth, M.C. Press, I. Symrnioudis, A.D. Watt, and J.B. Whittaker. Herbivory in global climate change research: Direct effects of rising temperature on insect herbivores. *Global Change Biology*, 8(1):1–16, 2002. doi: 10.1046/j.1365-2486.2002.00451.x.

A.P. Beckerman, O.L. Petchey, and P.H. Warren. Foraging biology predicts food web complexity. *Proceedings of the National Academy of Sciences*, 103(37):13745–13749, 2006. doi: 10.1073/pnas.0603039103.

A.P. Beckerman, O.L. Petchey, and P.J. Morin. Adaptive foragers and community ecology: Linking individuals to communities and ecosystems. *Functional Ecology*, 24(1):1–6, 2010. doi: 10.1111/j.1365-2435.2009.01673.x.

S.T. Behmer and A. Joern. Coexisting generalist herbivores occupy unique nutritional feeding niches. *Proceedings of the National Academy of Sciences*, 105(6):1977–1982, 2008. doi: 10.1073/pnas.0711870105.

L. Berec, J. Eisner, and V. Křivan. Adaptive foraging does not always lead to more complex food webs. *Journal of Theoretical Biology*, 266(2):211–218, 2010. doi: 10.1016/j.jtbi.2010.06.034.

C.M. Bergman, J.M. Fryxell, C.C. Gates, and D. Fortin. Ungulate foraging strategies: Energy maximizing or time minimizing? *Journal of Animal Ecology*, 70(2):289–300, 2001. doi: 10.1111/j.1365-2656.2001.00496.x.

M.G. Bidart-Bouzat and A. Imeh-Nathaniel. Global change effects on plant chemical defenses against insect herbivores. *Journal of Integrative Plant Biology*, 50(11):1339–1354, 2008. doi: 10.1111/j.1744-7909.2008.00751.x.

M. Bison, S. Ibanez, C. Redjadj, F. Boyer, E. Coissac, C. Miquel, D. Rioux, S. Said, D. Maillard, P. Taberlet, N.G. Yoccoz, and A. Loison. Upscaling the niche variation hypothesis from the intra- to the inter-specific level. *Oecologia*, 179(3):835–842, 2015. doi: 10.1007/s00442-015-3390-7.

M. Boersma, K.A. Mathew, B. Niehoff, K.L. Schoo, R.M. Franco-Santos, and C.L. Meunier. Temperature driven changes in the diet preference of omnivorous copepods: No more meat when it's hot? *Ecology Letters*, 19(1):45–53, 2016. doi: 10.1111/ele.12541.

D.I. Bolnick, R. Svanbäck, M.S. Araújo, and L. Persson. Comparative support for the niche variation hypothesis that more generalized populations also are more heterogeneous. *Proceedings of the National*

Academy of Sciences, 104(24):10075–10079, 2007. doi: 10.1073/pnas.0703743104.

B.J. Brosi and H.M. Briggs. Single pollinator species losses reduce floral fidelity and plant reproductive function. *Proceedings of the National Academy of Sciences*, 110(32):13044–13048, 2013. doi: 10.1073/pnas.1307438110.

L. Buisson, G. Grenouillet, S. Villéger, J. Canal, and P. Laffaille. Toward a loss of functional diversity in stream fish assemblages under climate change. *Global change biology*, 19(2):387–400, 2013. doi: 10.1111/gcb.12056.

A. Charmantier, R.H. McCleery, L.R. Cole, C. Perrins, L.E.B. Kruuk, and Ben C. Sheldon. Adaptive phenotypic plasticity in response to climate change in a wild bird population. *science*, 320(5877): 800–803, 2008. doi: 10.1126/science.1157174.

P. Chesson and J.J. Kuang. The interaction between predation and competition. *Nature*, 456(7219): 235–238, 2008. doi: 10.1038/nature07248.

L-M. Chevin, S. Collins, and F. Lefèvre. Phenotypic plasticity and evolutionary demographic responses to climate change: Taking theory out to the field. *Functional Ecology*, 27(4):967–979, 2013. doi: 10.1111/j.1365-2435.2012.02043.x.

F.J. Clissold, G.D. Sanson, J. Read, and S.J. Simpson. Gross vs. net income: How plant toughness affects performance of an insect herbivore. *Ecology*, 90(12):3393–3405, 2009. doi: 10.1890/09-0130.1.

A.N. Costa, H.L. Vasconcelos, E.H.M. Vieira-Neto, and E.M. Bruna. Adaptive foraging of leaf-cutter ants to spatiotemporal changes in resource availability in Neotropical savannas. *Ecological Entomology*, 44(2):227–238, 2019. doi: 10.1111/een.12697.

E. Crispo. The Baldwin effect and genetic assimilation: Revisiting two mechanisms of evolutionary change mediated by phenotypic plasticity. *Evolution: International Journal of Organic Evolution*, 61 (11):2469–2479, 2007. doi: 10.1111/j.1558-5646.2007.00203.x.

M. Damien and K. Tougeron. Prey–predator phenological mismatch under climate change. *Current opinion in insect science*, 35:60–68, 2019. doi: 10.1016/j.cois.2019.07.002.

H. Deraison, I. Badenhausser, N. Loeuille, C. Scherber, and N. Gross. Functional trait diversity across trophic levels determines herbivore impact on plant community biomass. *Ecology letters*, 18(12):1346–1355, 2015. doi: 10.1111/ele.12529.

U. Dieckmann and M. Doebeli. On the origin of species by sympatric speciation. *Nature*, 400(6742):354, 1999. doi: 10.1038/22521.

L.M. Dill. Adaptive flexibility in the foraging behavior of fishes. *Canadian Journal of Fisheries and Aquatic Sciences*, 40(4):398–408, 1983. doi: 10.1139/f83-058.

V. Domínguez-García, V. Dakos, and S. Kéfi. Unveiling dimensions of stability in complex ecological networks. *Proceedings of the National Academy of Sciences*, page 201904470, 2019. doi: 10.1073/pnas.1904470116.

K.L. du Plessis, R.O. Martin, P.A.R. Hockey, S.J. Cunningham, and A.R. Ridley. The costs of keeping cool in a warming world: Implications of high temperatures for foraging, thermoregulation and body condition of an arid-zone bird. *Global Change Biology*, 18(10):3063–3070, 2012. doi: 10.1111/j.1365-2486.2012.02778.x.

M. Egas, M.W. Sabelis, and U. Dieckmann. Evolution of specialization and ecological character displacement of herbivores along a gradient of plant quality. *Evolution*, 59(3):507–520, 2005. doi: 10.1111/j.0014-3820.2005.tb01011.x.

C. Fontaine, I. Dajoz, J. Meriguet, and M. Loreau. Functional Diversity of Plant–Pollinator Interaction Webs Enhances the Persistence of Plant Communities. *PLoS Biol*, 4(1):e1, 2006. doi: 10.1371/journal.pbio.0040001.

J.A. Fordyce. The evolutionary consequences of ecological interactions mediated through phenotypic plasticity. *Journal of Experimental Biology*, 209(12):2377–2383, 2006. doi: 10.1242/jeb.02271.

D. Fortin, M.S. Boyce, E.H. Merrill, and J.M. Fryxell. Foraging costs of vigilance in large mammalian herbivores. *Oikos*, 107(1):172–180, 2004. doi: 10.1111/j.0030-1299.2004.12976.x.

R.J. Fox, J.M. Donelson, C. Schunter, T. Ravasi, and J.D. Gaitán-Espitia. Beyond buying time: The role of plasticity in phenotypic adaptation to rapid environmental change. *Philosophical Transactions of the Royal Society B: Biological Sciences*, 374(1768):20180174, 2019. doi: 10.1098/rstb.2018.0174.

S.A.H. Geritz, E. Kisdi, G. Meszéna, and J.A.J. Metz. Evolutionarily singular strategies and the adaptive growth and branching of the evolutionary tree. *Evolutionary ecology*, 12(1):35–57, 1998. doi: 10.1023/A:1006554906681.

C.K. Ghalambor, J.K. McKay, S.P. Carroll, and D.N. Reznick. Adaptive versus non-adaptive phenotypic plasticity and the potential for contemporary adaptation in new environments. *Functional ecology*, 21 (3):394–407, 2007. doi: 10.1111/j.1365-2435.2007.01283.x.

A. Gonzalez, O. Ronce, R. Ferriere, and M.E. Hochberg. Evolutionary rescue: An emerging focus at the intersection between ecology and evolution. *Philosophical Transactions of the Royal Society B: Biological Sciences*, 368(1610):20120404, 2013. doi: 10.1098/rstb.2012.0404.

M.P. Hassell and T.R.E. Southwood. Foraging strategies of insects. *Annual review of ecology and systematics*, 9(1):75–98, 1978. doi: 10.1146/annurev.es.09.110178.000451.

L. Heckmann, B. Drossel, U. Brose, and C. Guill. Interactive effects of body-size structure and adaptive foraging on food-web stability. *Ecology letters*, 15(3):243–250, 2012. doi: 10.1111/j.1461-0248.2011.01733.x.

E. Hernández-García, C. López, S. Pigolotti, and K.H. Andersen. Species competition: coexistence, exclusion and clustering. *Philosophical Transactions of the Royal Society A: Mathematical, Physical and Engineering Sciences*, 367(1901):3183–3195, 2009. doi: 10.1098/rsta.2009.0086.

S. Ibanez, C. Gallet, and L. Després. Plant insecticidal toxins in ecological networks. *Toxins*, 4(4): 228–243, 2012. doi: 10.3390/toxins4040228.

K. Jensen, D. Mayntz, S. Toft, F.J. Clissold, J. Hunt, D. Raubenheimer, and S.J. Simpson. Optimal foraging for specific nutrients in predatory beetles. *Proceedings of the Royal Society of London B: Biological Sciences*, 279(1736):2212–2218, 2012. doi: 10.1098/rspb.2011.2410.

T.B. Jones, S.C. Patrick, J.P.Y. Arnould, M.A. Rodríguez-Malagón, M.R. Wells, and J.A. Green. Evidence of sociality in the timing and location of foraging in a colonial seabird. *Biology Letters*, 14(7): 20180214, 2018. doi: 10.1098/rsbl.2018.0214.

R. Kassen. The experimental evolution of specialists, generalists, and the maintenance of diversity. *Journal of evolutionary biology*, 15(2):173–190, 2002. doi: 10.1046/j.1420-9101.2002.00377.x.

J.T. Kerby, C.C. Wilmers, and E. Post. Climate change, phenology, and the nature of consumer–resource interactions: Advancing the match/mismatch hypothesis. In *Trait-Mediated Indirect Interactions: Ecological and Evolutionary Perspectives*, pages 508–25. 2012.

M. Kondoh. Foraging Adaptation and the Relationship Between Food-Web Complexity and Stability. *Science*, 299(5611):1388–1391, 2003. doi: 10.1126/science.1079154.

M. Kopp and S. Matuszewski. Rapid evolution of quantitative traits: Theoretical perspectives. *Evolutionary Applications*, 7(1):169–191, 2014. doi: 10.1111/eva.12127.

C. Kovach-Orr and G.F. Fussmann. Evolutionary and plastic rescue in multitrophic model communities. *Philosophical Transactions of the Royal Society B: Biological Sciences*, 368(1610):20120084, 2013. doi: 10.1098/rstb.2012.0084.

R. Kowalczyk, J.M. Wójcik, P. Taberlet, T. Kamiński, C. Miquel, A. Valentini, J.M. Craine, and E. Cois-

sac. Foraging plasticity allows a large herbivore to persist in a sheltering forest habitat: DNA metabarcoding diet analysis of the European bison. *Forest Ecology and Management*, 449:117474, October 2019. doi: 10.1016/j.foreco.2019.117474.

V. Křivan and O.J. Schmitz. Adaptive foraging and flexible food web topology. *Evolutionary Ecology Research*, 5(5):623–652, 2003.

K. Laland, T. Uller, M. Feldman, K. Sterelny, G.B. Müller, A. Moczek, E. Jablonka, J. Odling-Smee, G.A. Wray, H.E. Hoekstra, D.J. Futuyma, R.E. Lenski, T.F.C. Mackay, D. Schluter, and J.E. Strassmann. Does evolutionary theory need a rethink? *Nature News*, 514(7521):161, 2014. doi: 10.1038/514161a.

E. Laliberté and P. Legendre. A distance-based framework for measuring functional diversity from multiple traits. *Ecology*, 91(1):299–305, 2010. doi: 10.1890/08-2244.1.

J.S. Lefcheck, A.A. Innes-Gold, S.J. Brandl, R.S. Steneck, R.E. Torres, and D.B. Rasher. Tropical fish diversity enhances coral reef functioning across multiple scales. *Science Advances*, 5(3):eaav6420, March 2019. doi: 10.1126/sciadv.aav6420.

W.C. Lemon. Heritability of selectively advantageous foraging behaviour in a small passerine. *Evolutionary Ecology*, 7(4):421–428, July 1993. doi: 10.1007/BF01237873.

N. Loeuille. Consequences of adaptive foraging in diverse communities. *Functional Ecology*, 24(1):18–27, February 2010. doi: 10.1111/j.1365-2435.2009.01617.x.

N. Loeuille and M. Loreau. Evolutionary emergence of size-structured food webs. *Proceedings of the National Academy of Sciences*, 102(16):5761–5766, 2005. doi: 10.1073/pnas.0408424102.

M. Loreau and A. Hector. Partitioning selection and complementarity in biodiversity experiments. *Nature*, 412(6842):72–76, July 2001. doi: 10.1038/35083573.

R. MacArthur. Species packing and competitive equilibrium for many species. *Theoretical Population Biology*, 1(1):1–11, 1970. ISSN 0040-5809. doi: 10.1016/0040-5809(70)90039-0.

R.H. MacArthur and E.R. Pianka. On optimal use of a patchy environment. *The American Naturalist*, 100(916):603–609, 1966.

C. McArthur, P.B. Banks, R. Boonstra, and J.S. Forbey. The dilemma of foraging herbivores: Dealing with food and fear. *Oecologia*, 176(3):677–689, 2014. doi: 10.1007/s00442-014-3076-6.

J. Merilä and A.P. Hendry. Climate change, adaptation, and phenotypic plasticity: The problem and the evidence. *Evolutionary applications*, 7(1):1–14, 2014. doi: 10.1111/eva.12137.

N.E. Miller-Struttmann, J.C. Geib, J.D. Franklin, P.G. Kevan, R.M. Holdo, D. Ebert-May, A.M. Lynn, J.A. Kettenbach, E. Hedrick, and C. Galen. Functional mismatch in a bumble bee pollination mutualism under climate change. *Science*, 349(6255):1541–1544, 2015. doi: 10.1126/science.aab0868.

T. Milotić, C. Baltzinger, C. Eichberg, A.E. Eycott, M. Heurich, J. Müller, J.A. Noriega, R. Menendez, J. Stadler, and R. Ádám. Functionally richer communities improve ecosystem functioning: Dung removal and secondary seed dispersal by dung beetles in the Western Palaearctic. *Journal of Biogeography*, 46(1):70–82, 2019. doi: 10.1111/jbi.13452.

B.G. Miner, S.E. Sultan, S.G. Morgan, D.K. Padilla, and R.A. Relyea. Ecological consequences of phenotypic plasticity. *Trends in ecology & evolution*, 20(12):685–692, 2005. doi: 10.1016/j.tree.2005.08.002.

D.H. Nussey, E. Postma, P. Gienapp, and M.E. Visser. Selection on heritable phenotypic plasticity in a wild bird population. *Science*, 310(5746):304–306, 2005. doi: 10.1126/science.1117004.

K.L. Pangle, T.D. Malinich, D.B. Bunnell, D.R. DeVries, and S.A. Ludsin. Context-dependent planktivory: Interacting effects of turbidity and predation risk on adaptive foraging. *Ecosphere*, 3(12):1–18, 2012. doi: 10.1890/ES12-00224.1.

S.I. Peluc, T.S. Sillett, J.T. Rotenberry, and C.K. Ghalambor. Adaptive phenotypic plasticity in an

island songbird exposed to a novel predation risk. *Behavioral Ecology*, 19(4):830–835, 2008. doi: 10.1093/beheco/arn033.

D.W. Pfennig. *Phenotypic Plasticity & Evolution: Causes, Consequences, Controversies*. Taylor & Francis, 2021.

S. Pigolotti, C. López, E. Hernández-García, and K.H. Andersen. How gaussian competition leads to lumpy or uniform species distributions. *Theoretical Ecology*, 3:89–96, 2010. doi: 10.1007/s12080-009-0056-2.

T. Poisot, N. Mouquet, and D. Gravel. Trophic complementarity drives the biodiversity–ecosystem functioning relationship in food webs. *Ecology Letters*, 16(7):853–861, 2013. doi: 10.1111/ele.12118.

S.M.J. Portalier, J. Candau, and F. Lutscher. A temperature-driven model of phenological mismatch provides insights into the potential impacts of climate change on consumer–resource interactions. *Ecography*, n/a(n/a):e06259. doi: 10.1111/ecog.06259.

E. Post and M.C. Forchhammer. Climate change reduces reproductive success of an Arctic herbivore through trophic mismatch. *Philosophical Transactions of the Royal Society B: Biological Sciences*, 363 (1501):2367–2373, 2008. doi: 10.1098/rstb.2007.2207.

J.C. Randolph and G.N. Cameron. Consequences of diet choice by a small generalist herbivore. *Ecological Monographs*, 71(1):117–136, 2001. doi: 10.1890/0012-9615(2001)071[0117:CODCBA]2.0.CO;2.

S. Rasmann and L. Pellissier. Adaptive responses of plants to insect herbivores under climate change. In *Climate Change and Insect Pests*, pages 38–53. 2015.

S. Rasmann, L. Pellissier, E. Defossez, H. Jactel, and G. Kunstler. Climate-driven change in plant–insect interactions along elevation gradients. *Functional Ecology*, 28(1):46–54, 2014. doi: 10.1111/1365-2435.12135.

A.E. Rosenblatt and O.J. Schmitz. Climate Change, Nutrition, and Bottom-Up and Top-Down Food Web Processes. *Trends in Ecology & Evolution*, 31(12):965–975, 2016. doi: 10.1016/j.tree.2016.09.009.

M.C. Rossiter. Genetic and phenotypic variation in diet breadth in a generalist herbivore. *Evolutionary Ecology*, 1(3):272–282, 1987. doi: 10.1007/BF02067557.

A. Saltelli, S. Tarantola, F. Campolongo, and M. Ratto. *Sensitivity Analysis in Practice: A Guide to Assessing Scientific Models*. Chichester, England, 2004. doi: 10.1111/j.1467-985X.2005.358_13.x.

A. Sasaki and U. Dieckmann. Oligomorphic dynamics for analyzing the quantitative genetics of adaptive speciation. *J. Math. Biol.*, 63:601–635, 2011. doi: 10.1007/s00285-010-0380-6.

A. Sasaki and S. Ellner. The evolutionarily stable phenotype distribution in a random environment. *Evolution*, 49(2):337–350, 1995. doi: 10.1111/j.1558-5646.1995.tb02246.x.

C. Scherber, D.J. Gladbach, K. Stevnbak, R.J. Karsten, I.K. Schmidt, A. Michelsen, K.R. Albert, K.S. Larsen, T.N. Mikkelsen, and C. Beier. Multi-factor climate change effects on insect herbivore performance. *Ecology and evolution*, 3(6):1449–1460, 2013. doi: 10.1002/ece3.564.

G.G. Simpson. The baldwin effect. *Evolution*, 7(2):110–117, 1953. doi: 10.2307/2405746.

M.S. Singer, E.A. Bernays, and Y. Carriere. The interplay between nutrient balancing and toxin dilution in foraging by a generalist insect herbivore. *Animal Behaviour*, 64(4):629–643, 2002. doi: 10.1006/anbe.2002.3082.

M. Slatkin and R. Lande. Niche width in a fluctuating environment-density independent model. *Am Nat*, 110(971):31–55, 1976. doi: 10.1086/283047.

M. Soule and B.R. Stewart. The "Niche-Variation" Hypothesis: A Test and Alternatives. *The American Naturalist*, 104(935):85–97, January 1970. doi: 10.1086/282642.

J.T. Staley and S.N. Johnson. Climate change impacts on root herbivores. In *Root Feeders: An Ecosystem Perspective*, pages 192–215. 2008. doi: 10.1079/9781845934613.019.

J. Sundell, J.A. Eccard, R. Tiilikainen, and H. Ylönen. Predation rate, prey preference and predator switching: Experiments on voles and weasels. *Oikos*, 101(3):615–623, 2003. doi: 10.1034/j.1600-0706.2003.12264.x.

R. Svanbäck and D.I. Bolnick. Intraspecific competition drives increased resource use diversity within a natural population. *Proceedings of the Royal Society B: Biological Sciences*, 274(1611):839–844, 2007. doi: 10.1098/rspb.2006.0198.

P. Szabó and G. Meszéna. Limiting similarity revisited. *Oikos*, 112(3):612–619, 2006. doi: 10.1111/j.0030-1299.2006.14128.x.

W. Thuiller, S. Lavorel, M.T. Sykes, and M.B. Araújo. Using niche-based modelling to assess the impact of climate change on tree functional diversity in Europe. *Diversity and Distributions*, 12(1):49–60, 2006. doi: 10.1111/j.1366-9516.2006.00216.x.

C. Tur, J.M. Olesen, and A. Traveset. Increasing modularity when downscaling networks from species to individuals. *Oikos*, 2014. doi: 10.5061/dryad.63fp5.

M.M. Turcotte and J.M. Levine. Phenotypic plasticity and species coexistence. *Trends in Ecology & Evolution*, 31(10):803–813, 2016. doi: 10.1016/j.tree.2016.07.013.

S. Uchida and B. Drossel. Relation between complexity and stability in food webs with adaptive behavior. *Journal of theoretical biology*, 247(4):713–722, 2007. doi: 10.1016/j.jtbi.2007.04.019.

S.B. Unsicker, A. Oswald, G. Köhler, and W.W. Weisser. Complementarity effects through dietary mixing enhance the performance of a generalist insect herbivore. *Oecologia*, 156(2):313–324, 2008. doi: 10.1007/s00442-008-0973-6.

F.S. Valdovinos, P. Moisset de Espanés, J.D. Flores, and R. Ramos-Jiliberto. Adaptive foraging allows the maintenance of biodiversity of pollination networks. *Oikos*, 122(6):907–917, 2013. doi: 10.1111/j.1600-0706.2012.20830.x.

T.M. Van de Ven, A.E. McKechnie, and S. Cunningham. The costs of keeping cool: Behavioural trade-offs between foraging and thermoregulation are associated with significant mass losses in an arid-zone bird. *Oecologia*, 191(1):205–215, 2019. doi: 10.1007/s00442-019-04486-x.

M. Van Kleunen and M. Fischer. Adaptive evolution of plastic foraging responses in a clonal plant. *Ecology*, 82(12):3309–3319, 2001. doi: 10.1890/0012-9658(2001)082[3309:AEOPFR]2.0.CO;2.

L. Van Valen. Morphological variation and width of ecological niche. *American Naturalist*, pages 377–390, 1965.

J. Varner and M.D. Dearing. Dietary plasticity in pikas as a strategy for atypical resource landscapes. *Journal of Mammalogy*, 95(1):72–81, 2014. doi: 10.1644/13-MAMM-A-099.1.

O. Vedder, S. Bouwhuis, and B.C. Sheldon. Quantitative Assessment of the Importance of Phenotypic Plasticity in Adaptation to Climate Change in Wild Bird Populations. *PLOS Biology*, 11(7):e1001605, 2013. doi: 10.1371/journal.pbio.1001605.

A. Wallin. The genetics of foraging behaviour: Artificial selection for food choice in larvae of the fruit-fly, Drosophila melanogaster. *Animal Behaviour*, 36(1):106–114, 1988. doi: 10.1016/S0003-3472(88)80253-7.

M.F. WallisDeVries. Effects of resource distribution patterns on ungulate foraging behaviour: A modelling approach. *Forest Ecology and Management*, 88(1):167–177, 1996. doi: 10.1016/S0378-1127(96)03822-4.

L. Wang, D. Wang, Y. Bai, G. Jiang, J. Liu, Y. Huang, and Y. Li. Spatial distributions of multiple plant species affect herbivore foraging selectivity. *Oikos*, 119(2):401–408, 2010. doi: 10.1111/j.1600-0706.2009.17774.x.

M-Y. Wang, T.C. Ings, M.J. Proulx, and L. Chittka. Can bees simultaneously engage in adaptive foraging behaviour and attend to cryptic predators? *Animal Behaviour*, 86(4):859–866, 2013. doi:

10.1016/j.anbehav.2013.07.029.

M.J. West-Eberhard. *Developmental Plasticity and Evolution*. Oxford University Press, 2003.

A. Whiten, R.W. Byrne, R.A. Barton, P.G. Waterman, and S.P. Henzi. Dietary and foraging strategies of baboons. *Philosophical Transactions of the Royal Society of London. Series B: Biological Sciences*, 334(1270):187–197, 1991. doi: 10.1098/rstb.1991.0108.