



HAL
open science

Diastereomeric salt resolution of Praziquanamine rationalized and optimized via phase diagrams

Clément Pinetre, Hugo Cercel, Charline J. J. Gerard, Valerie Dupray, Joop H
ter Horst

► **To cite this version:**

Clément Pinetre, Hugo Cercel, Charline J. J. Gerard, Valerie Dupray, Joop H ter Horst. Diastereomeric salt resolution of Praziquanamine rationalized and optimized via phase diagrams. CRISTAL 10, Jun 2022, Lyon, France. hal-04045977

HAL Id: hal-04045977

<https://hal.science/hal-04045977>

Submitted on 29 Sep 2023

HAL is a multi-disciplinary open access archive for the deposit and dissemination of scientific research documents, whether they are published or not. The documents may come from teaching and research institutions in France or abroad, or from public or private research centers.

L'archive ouverte pluridisciplinaire **HAL**, est destinée au dépôt et à la diffusion de documents scientifiques de niveau recherche, publiés ou non, émanant des établissements d'enseignement et de recherche français ou étrangers, des laboratoires publics ou privés.

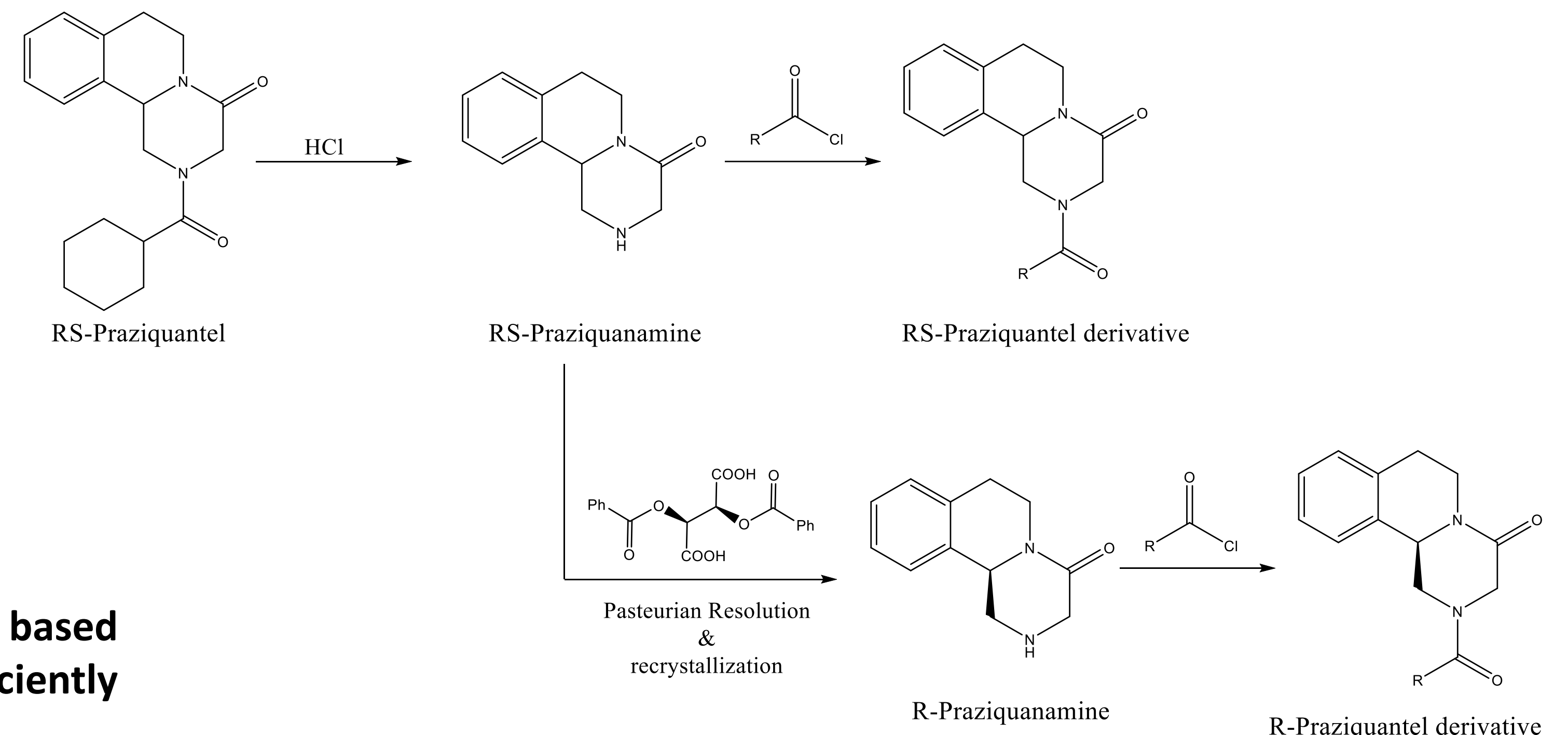
Introduction

Praziquantel is a medicine against the parasitic worm infection schistosomiasis marketed as a racemic mixture while only the R-enantiomer is active. Praziquantel is crystallizing as a racemic compound and therefore crystallization-enhanced resolution methods cannot be applied directly. We need access to enantiopure derivatives of praziquantel to study their conglomerate formation, crystal structure and crystallization behavior.^[1]

Woelfle *et al.* reported a two steps Pasteurian resolution of Praziquanamine : ^[2]

Step	IPA / H ₂ O Solvent ratio	Crystallization temperature (°C)	Yield (%)	ee (%)
1	Resolution in 4:1	20	88	79
2	Recrystallization in 3:2	5	66	97

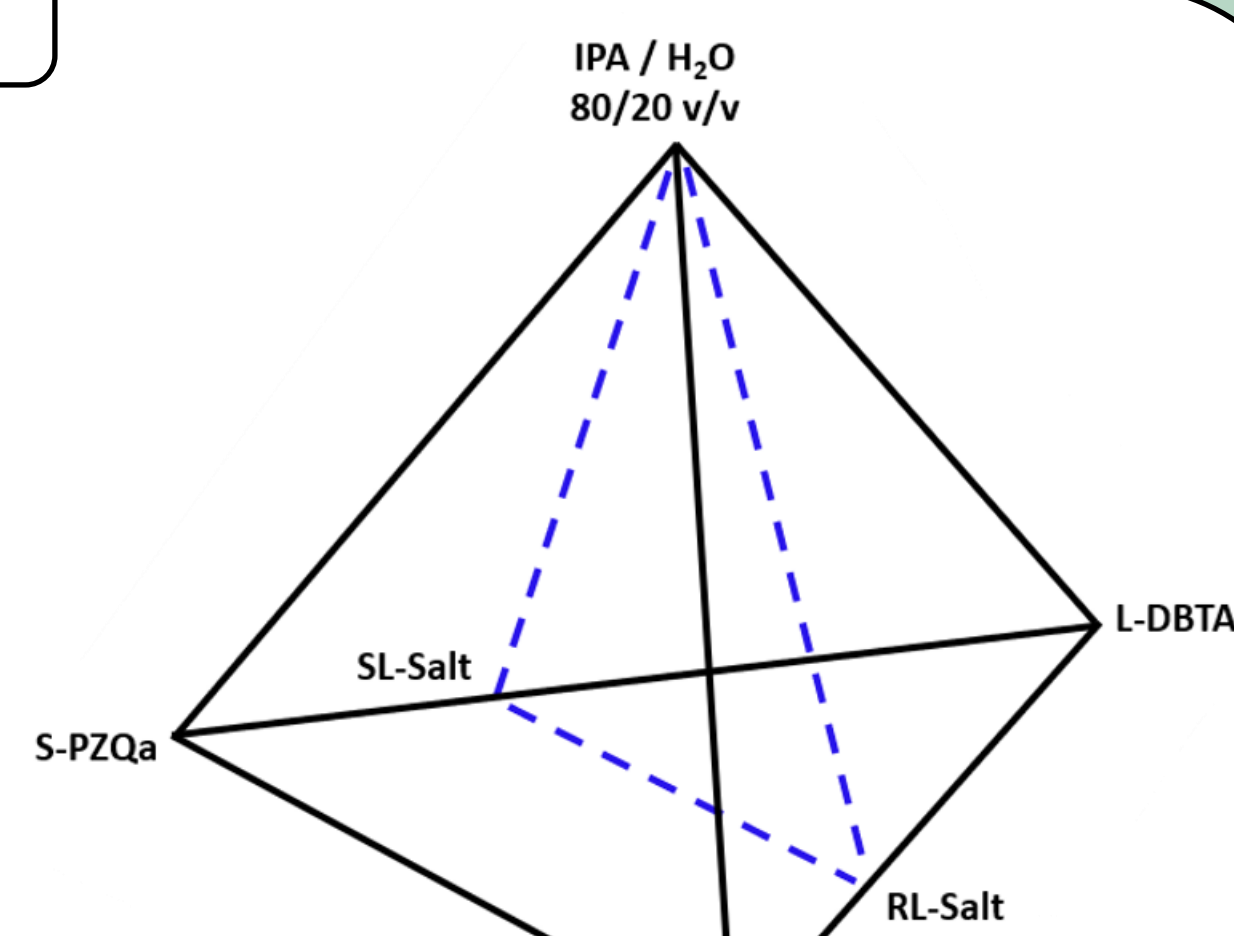
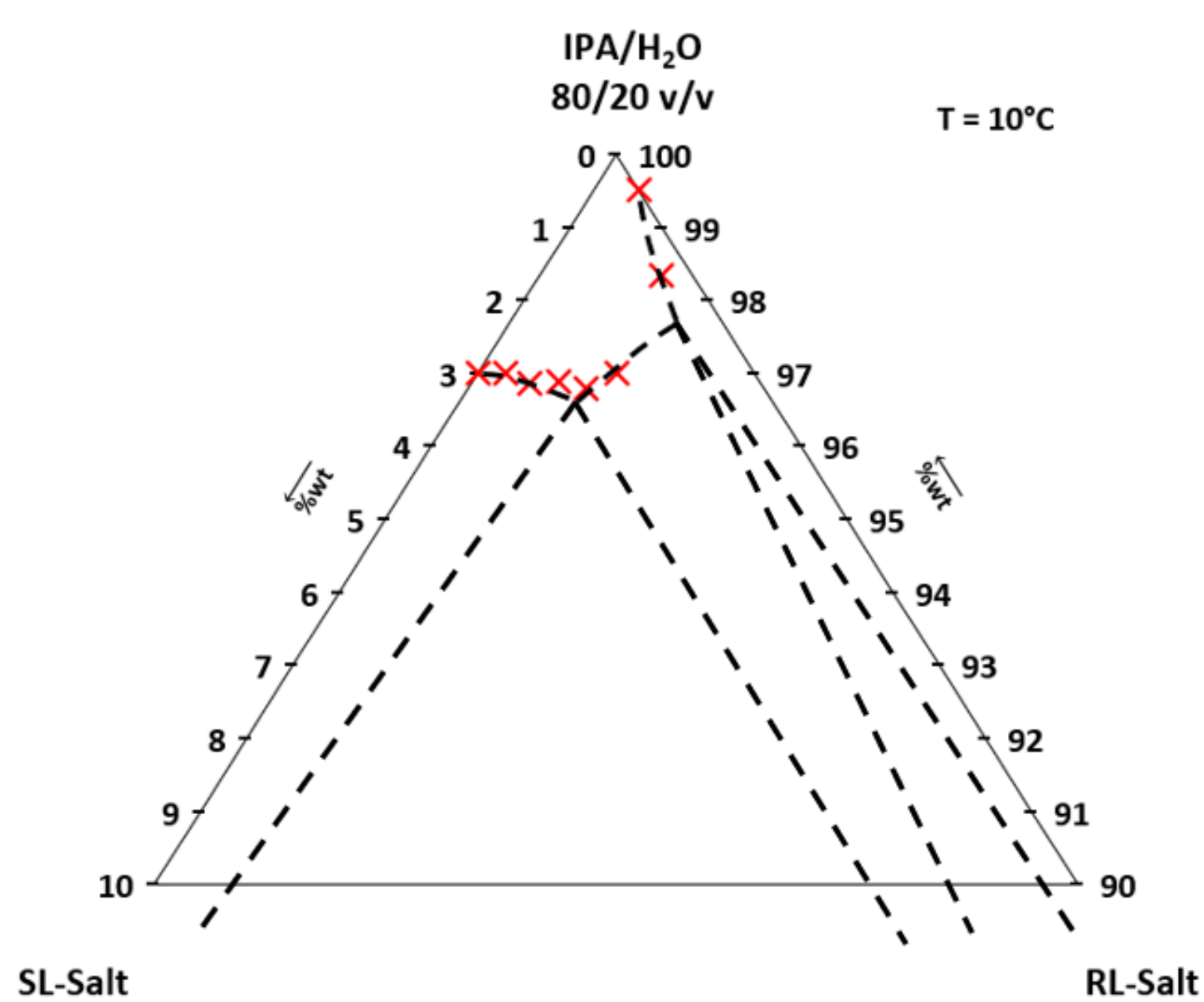
In this context, we aim to optimize the resolution of praziquanamine based on the knowledge of the quaternary phase diagram in order to efficiently obtain enantiopure praziquanamine in high yield and purity.



Solubility

Quaternary system :

- R-PZQa / S-PZQa / L-DBTA / IPA-H₂O (80/20 v/v)

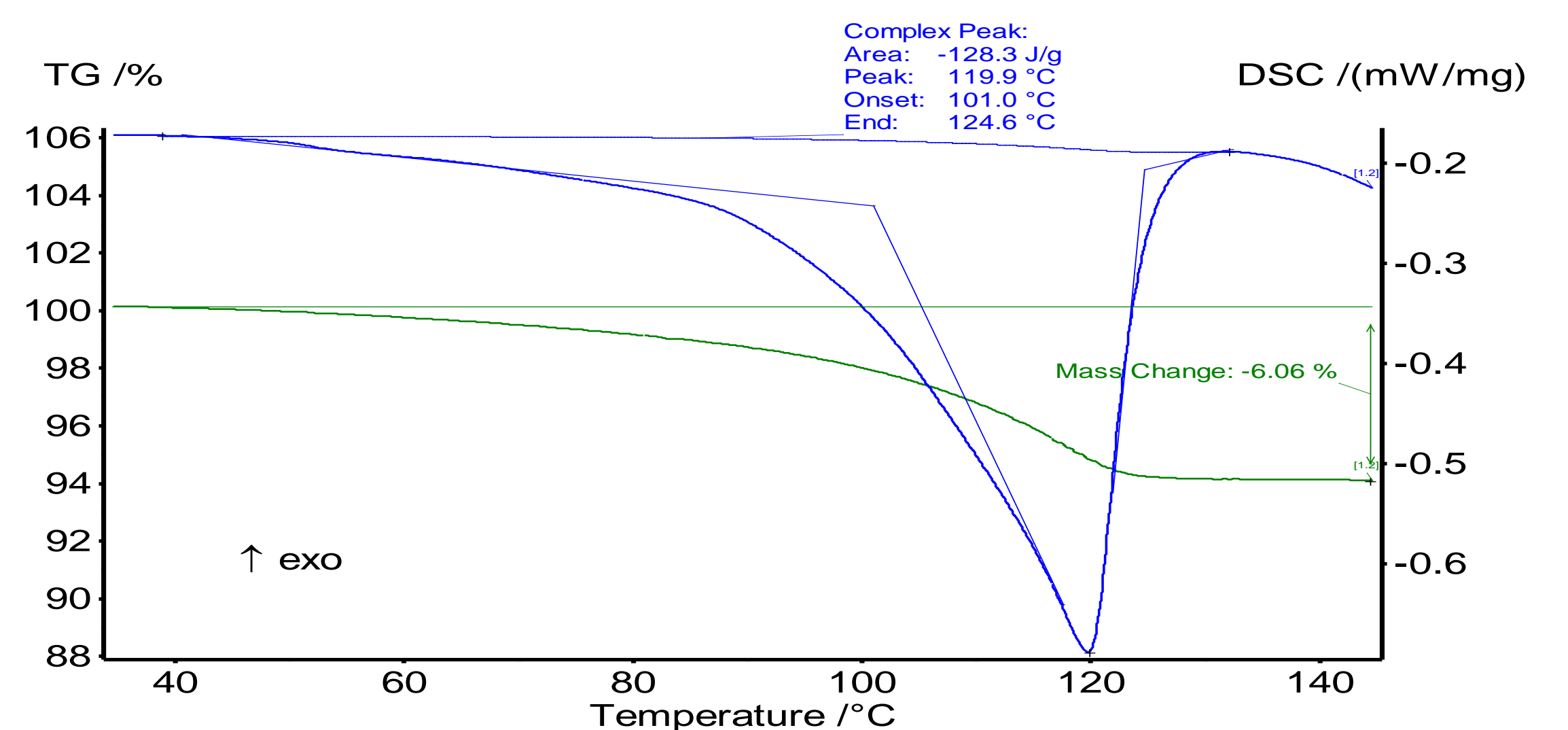


The solubility curves are consistent for 3 different solid phases.

What are the solid phases in equilibrium in this system?

Solid state behavior

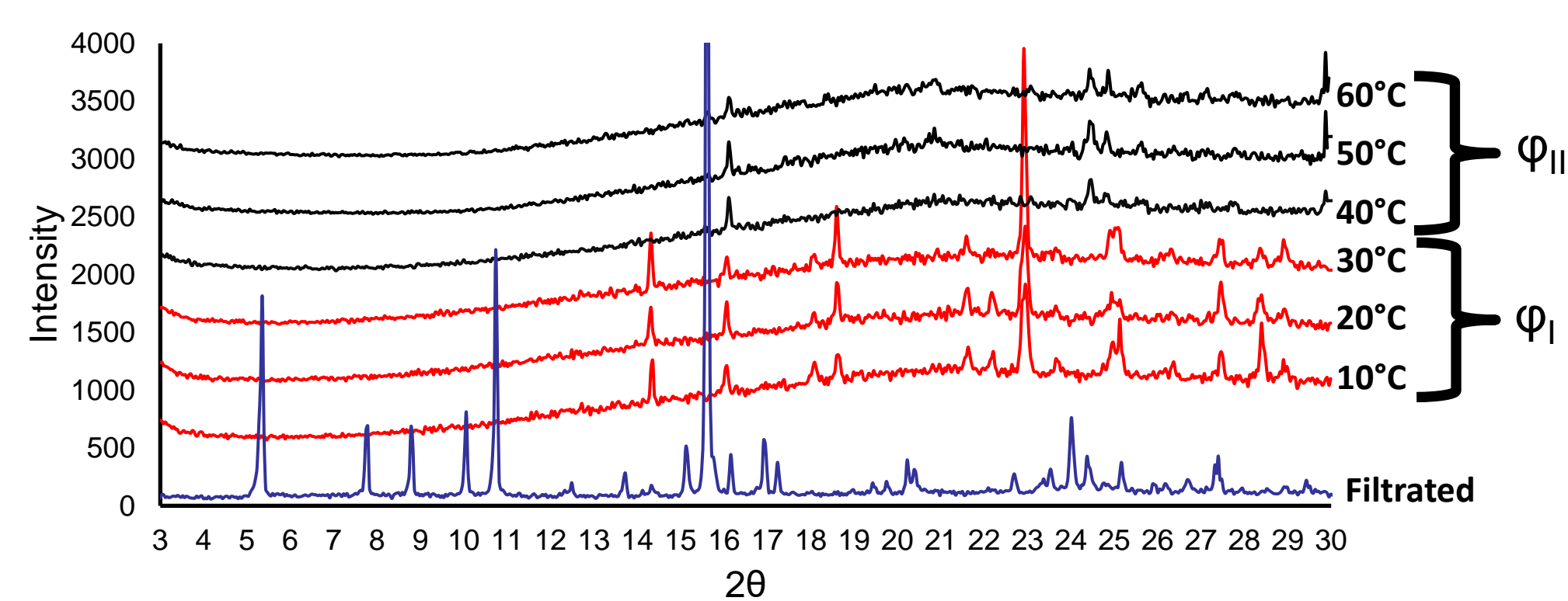
TGA-DSC on recrystallized RL-Salt (>99%ee) obtained by Pasteurian resolution :



Mass loss corresponding to a dihydrate salt : R-PZQa_L-DBTA•2H₂O

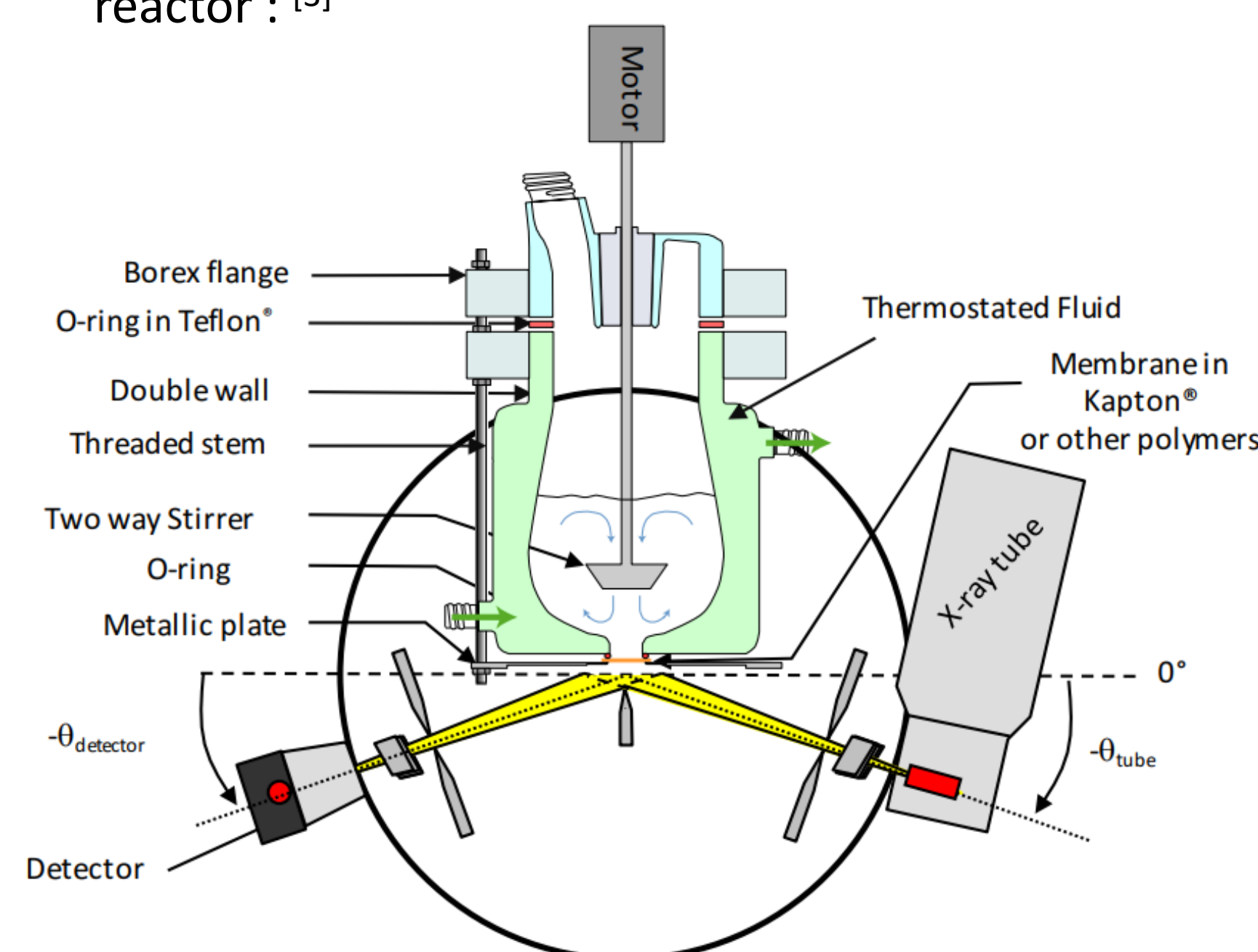
Suspension behavior

InSitu XRPD of 1:1 PZQa_L-DBTA in IPA/H₂O solvent at different temperature :

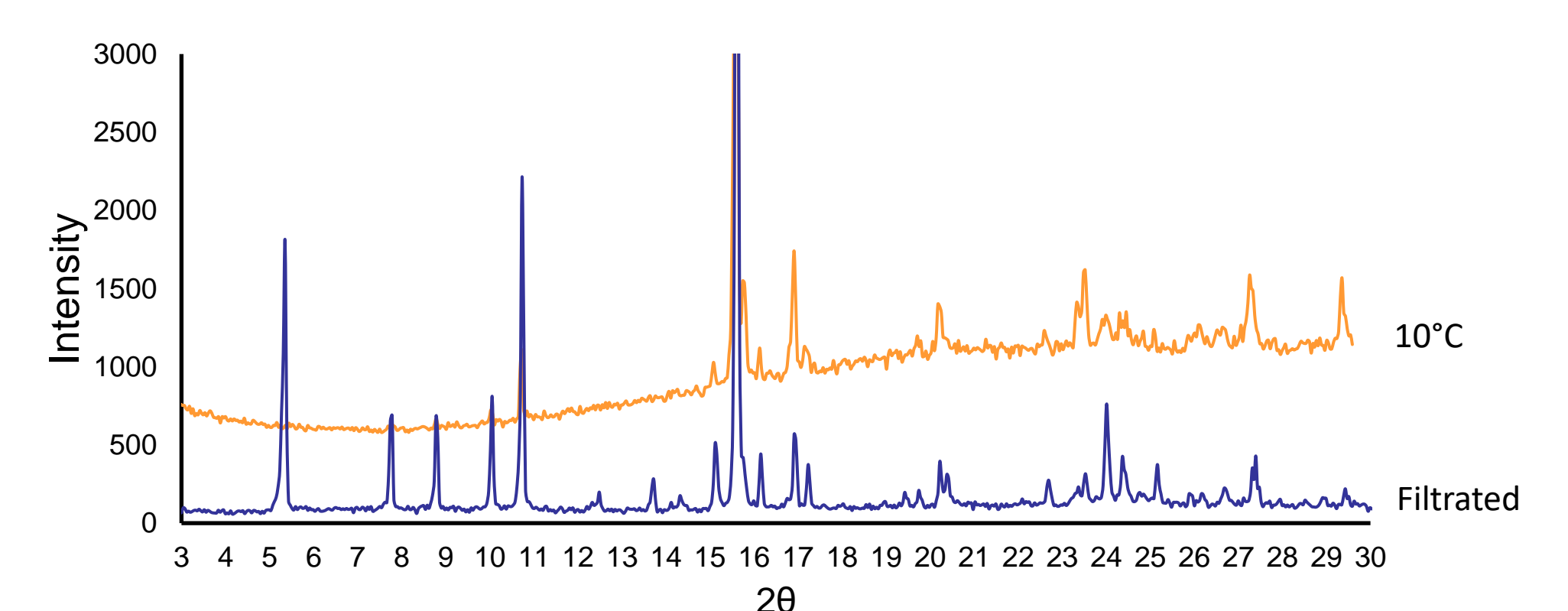


- Different solid phases in suspension at an equimolar ratio PZQa_L-DBTA
- Transition φ_I → φ_{II} above 30°C
- Solid phase transformation after filtration φ_I → R-PZQa_L-DBTA•2H₂O

Schematic view of InSituX[®] diffractometer and reactor : ^[3]



InSitu XRPD of recrystallized salt (>99%ee) obtained by Pasteurian resolution in IPA/H₂O solvent :



R-PZQa_L-DBTA•2H₂O stable in suspension at an equimolar ratio R-PZQa_L-DBTA

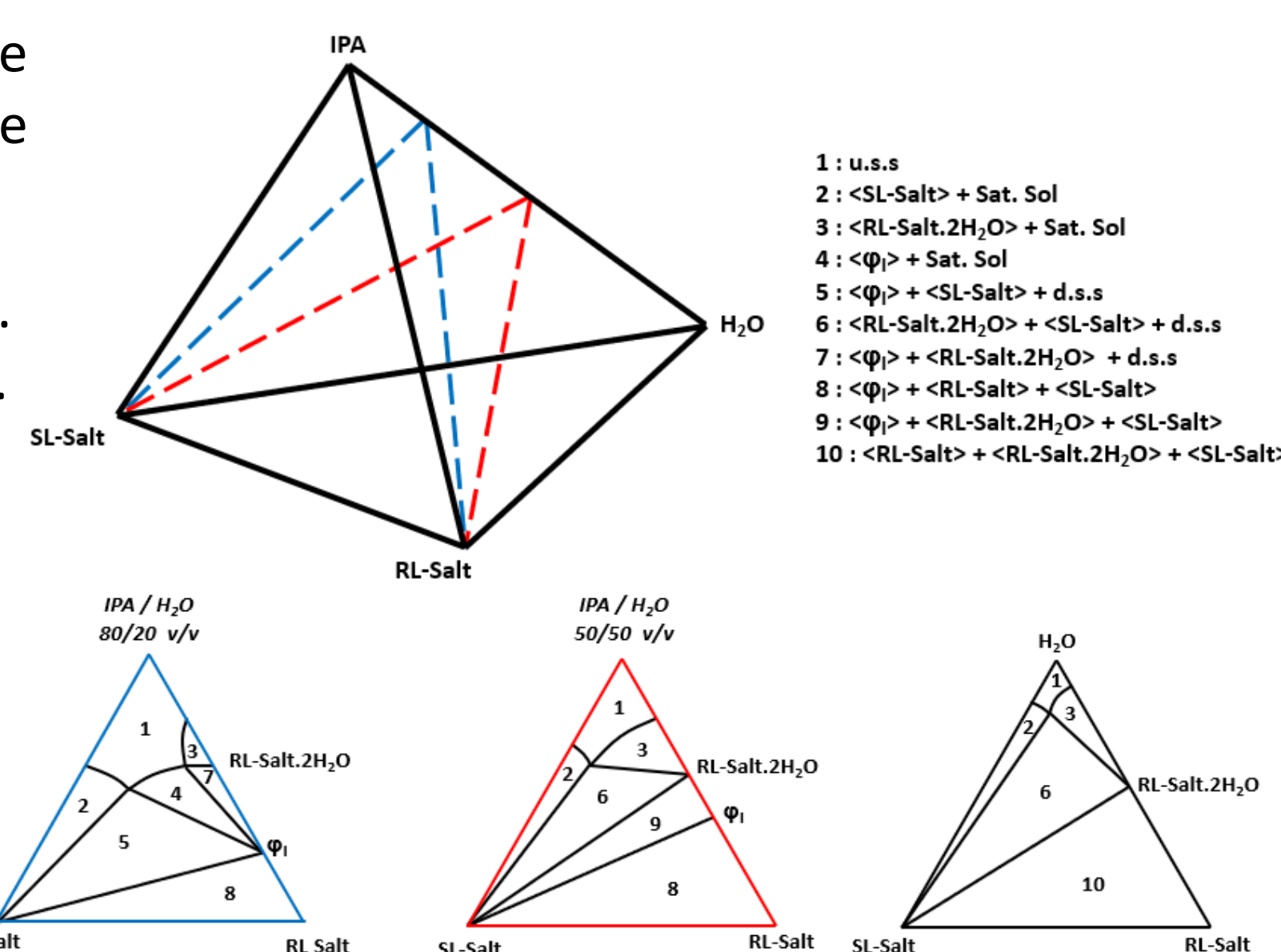
Optimization

Hypothesis : increasing the amount of water will promote the phase domain of the dihydrate salt improving the enantiomeric excess of the first step.

- 1:1 IPA / H₂O : Higher enantiomeric excess but lower yield.
- 0:1 IPA / H₂O : Lower enantiomeric excess and lower yield.

IPA / H ₂ O Solvent ratio	temperature (°C)	Yield (%)	ee (%) ¹
4:1	10	40	90
1:1	20	44	96
0:1	20	42	< 10

¹Determined by polarimetry; [α]_D^{20°C} = -306° ^[2]



Conclusion

Solid phases φ_I and φ_{II} are stable in solution but transform to a dihydrate salt upon filtration.

The optimization of the Pasteurian resolution using different solvent mixtures showed that

- Increasing the amount of water up to 50%vol gives a higher ee but a lower yield in the first step than the previously reported resolution. ^[2]
- The low ee obtained at increased water fractions can be explained by the low solubility of both salt in this solvent.
- A recrystallization step is still needed to obtain enantiopure praziquanamine.

[1] Valenti, G., Tinnemans, P., Baglai, I., Noorduyn, W.L., Kaptein, B., Leeman, M., ter Horst, J.H., Kellogg, R.M., (2021), *Angew. Chem. Int. Ed.*, 60: 5279-5282.

[2] Woelfle, M., Seerden, J.-P., De Gooijer, J., Pouwer, K., Olliaro, P. and Todd M.H. (2011), *PLoS Negl Trop Dis*, 5(9): e1260.

[3] Coquerel, G., Sanselme, M. and Lafontaine A. (2016), WO2012/136921 A1.