



## Unconventional magnetotransport phenomena in individual carbon nanotubes

Benjamin Lassagne, Bertrand Raquet, Jean-Marc Broto, François Triozon, Stephan Roche, Emmanuel Flahaut, Thierry Ondarçuhu, Christophe Vieu, Jesus Gonzalez

### ► To cite this version:

Benjamin Lassagne, Bertrand Raquet, Jean-Marc Broto, François Triozon, Stephan Roche, et al.. Unconventional magnetotransport phenomena in individual carbon nanotubes. 12th International Conference on Narrow Gap Semiconductors (NGS 12), Jul 2005, Toulouse, France. pp.267-272. hal-04044565

**HAL Id: hal-04044565**

**<https://hal.science/hal-04044565>**

Submitted on 24 Mar 2023

**HAL** is a multi-disciplinary open access archive for the deposit and dissemination of scientific research documents, whether they are published or not. The documents may come from teaching and research institutions in France or abroad, or from public or private research centers.

L'archive ouverte pluridisciplinaire **HAL**, est destinée au dépôt et à la diffusion de documents scientifiques de niveau recherche, publiés ou non, émanant des établissements d'enseignement et de recherche français ou étrangers, des laboratoires publics ou privés.



This is an author-deposited version published in: <http://oatao.univ-toulouse.fr/>  
Eprints ID: 4878

**To cite this document:** Lassagne, B. and Raquet, B. and Broto, Jean-Marc and Triozon, F. and Roche, S. and Flahaut, Emmanuel and Ondarçuhu, T. and Vieu, C. and González, J. *Unconventional magnetotransport phenomena in individual carbon nanotubes*. (2006) In: 12th International Conference on Narrow Gap Semiconductors (NGS 12), 3- 7 Jul 2005, Toulouse, France.

Any correspondence concerning this service should be sent to the repository administrator: [staff-oatao@inp-toulouse.fr](mailto:staff-oatao@inp-toulouse.fr)

# Unconventional Magnetotransport Phenomena in Individual Carbon Nanotubes

**B.Lassagne<sup>†1</sup>, B.Raquet<sup>‡</sup>, J-M.Broto<sup>‡</sup>, F.Trioizon<sup>‡</sup>, S.Roche<sup>‡</sup>, E.Flahaut<sup>\*</sup>,  
T.Ondarçuhu<sup>\*\*</sup>, C.Vieu<sup>\*\*\*</sup>, J.González<sup>\*\*\*\*</sup>**

<sup>†</sup> Laboratoire National des Champs Magnétique pulsé UMR-CNRS 5147 143 avenue de Rangueil, 31432 Toulouse, France

<sup>‡</sup> Commissariat à l'Energie Atomique, DSM/DRFMC/SPSMS and DRT/LETI/D2NT/LSCP, 17 rue des Martyrs, 38054 Grenoble, Cedex 9 France.

<sup>\*</sup> Centre Inter-universitaire de Recherche et d'Ingénierie des Matériaux, UMR-CNRS 5085, 118 Route de Narbonne, 31077 Toulouse cedex 4, France

<sup>\*\*</sup> Centre d'Elaboration des Matériaux et d'Etude Structurale, UPR-CNRS 8011, 29 rue Jeanne Marvig, BP 94347, 31055 Toulouse Cedex 4 , France

<sup>\*\*\*</sup> Laboratoire d'Analyse et d'Architecture des Matériaux, UPR-CNRS 8001, 7 avenue du Colonel Roche, 31077 Toulouse Cedex 4

<sup>\*\*\*\*</sup> Centro de Estudios de Semiconductores, Facultad de Ciencias, Universidad de los Andes, Mérida 5201, Venezuela

**Abstract.** We investigate the quantum transport in different individual carbon nanotubes in the light of magneto-transport experiments in intense (60T pulsed) magnetic field. Large magnetic fields are required to probe field dependent gap modulation and quantum interference effects along the circumference of the tube. Such experiments along with a control of the electrostatic doping of the tube by a back-gate voltage constitute an unique tool to explore the exceptional electronic properties of this material. We bring evidence that the field dependence of the conductivity is a fingerprint of the electronic conduction modes and their interplay with the band structure (helicity), the static disorder and the location of the Fermi level of the tube. We infer the characteristic lengths of the electronic transport (the electronic mean free path and the phase coherence length) which are differently modified by the Fermi level location, depending on the disorder.

## 1. Introduction

Carbon nanotubes (CNTs) discovered in 1991 show remarkable unconventional mesoscopic behaviors. Among them, they can be either metallic or semiconducting depending on their

<sup>1</sup> Current address: Canopus Publishing, 27 Queen Square, Bristol BS1 4ND, UK.

diameter and chirality [1]. Intense debates are currently carry out to understand the relation between the electronic properties and the different conduction regimes. Up to now, transport measurements have shown that CNTs can act as a ballistic system with Fabry-Perot interferences [2], a quantum dot [3] or a diffusive conductor in the Weak Localization (WL) regime [4]. Deviations from the expected 1D conduction of a pristine tube are somehow connected to native defects which affect the electronic transport in a complex way. Several studies using different calculation technics reveal that introducing disorder (impurity, vacancy) yields to a very energy dependent electronic mean free path ( $l_e$ ) [5] and resonant scattering on defect [6]. As a consequence, we can pass from a ballistic behavior to a diffusive regime with quantum interference effects, only by tuning the Fermi level ( $E_F$ ) [7]. One way to explore these different regimes is to combine the tuning of  $E_F$  using a back-gate voltage with a high magnetic field. Applying a large magnetic field allows to probe quantum dephasing, either in WL regime in determining the phase coherence length ( $L_\phi$ ) or in Ballistic regime, where modulations of the energy gap [8] due to the Aharonov-Bohm effect (AB) are observed. Moreover, it remains an experimental challenge to observe AB effects in electronic transport properties. Gap modulation has been recently observed in optical experiments on solution of CNTs [9]. An other group observe them in a quantum dot regime, but in ballistic or diffusive mode, some confusions persist due to uncertainty on  $E_F$  location, therefore the tuning of  $E_F$  is necessary.

We present in this paper, several magnetotransport measurements in different CNTs. We bring evidence that magnetotransport along with an electrostatic controlled doping of the tube unveil the conductance regime and the associated transport characteristic lengths. Experiments in a isolated Double Wall Carbon Nanotube (DWCNT) in a semi-diffusive regime [10] demonstrate a complex interplay between WL and AB depending on  $E_F$ . Others in strongly diffusive Multi Wall Carbon Nanotubes (MWCNT) [11] reveal the strongly energy dependence of the characteristic lengths  $l_e$  and  $L_\phi$ .

## 2. Experimental results

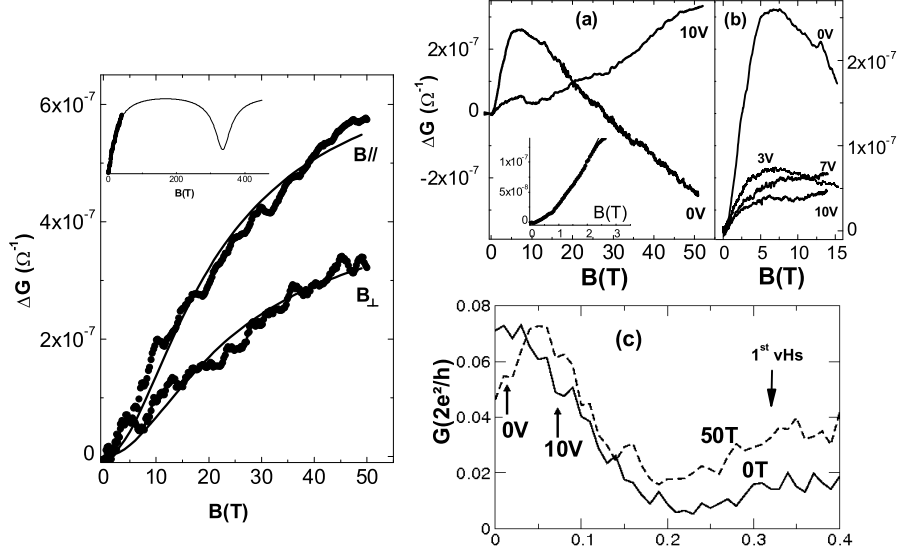
### 2.1. Experimental set-ups

CNTs are deposited on a  $Si/SiO_2$  (100nm) substrate using molecular combing [12] or using a micropipette with a micrometer control. Electronic beam lithography is used to make evaporation metallic electrodes (Pd or Au) on the top of isolated CNTs. A back-gate on the  $Si$  allows to control electrostatic doping of the tube. Samples are plugged into a He cryostat where special care is taken to ensure high pulsed magnetic field [13].

### 2.2. Semi-diffusive Double Wall Carbon Nanotube

A DWCNT with 2.8nm diameter from CIRIMAT-LCMIET was connected with two gold electrodes spaced by  $2.5\mu m$ . Magnetotransport combined with gate tuning of  $E_F$  for different temperatures were investigated up to 50T and down to 2K. Two probes resistance increases from  $150k\Omega$  at room temperature to  $550k\Omega$  at 2K. The differential conductance versus bias voltage exhibits a zero bias anomaly (ZBA) enhanced at low temperature.

We perform magnetoconductance (MC) measurements at 80K in parallel and perpendicular configuration (fig1, left panel) in high bias regime far away from the ZBA. In both



**Figure 1.** *Left panel:* Magneto-conductance  $\Delta G(B)$  up to 50 T for  $B_{||}$  and  $B_{\perp}$  with a bias voltage  $V_b = 300$  mV and zero gate voltage, at 80 K. Solid lines represent the quasi-2D WL fits for both configurations. Inset: the predicted  $\Delta G(B_{||})$  from Eq. (1) in very high field, superimposed to our measurement. *Right panel:* (a) Magneto-conductance  $\Delta G(B_{||})$  up to 50 T with a bias voltage  $V_b = 50$  mV and for  $V_G = 0$  V and 10 V at 4 K. Inset: low magnetic field fit with the quasi 2D WL model (solid line), using Eq. (1) up to  $B_{||} = 3$  T. (b) the low field variations of  $\Delta G(B_{||})$  for different gate voltages from 0 to 10 V. (c) Conductance calculation versus Fermi level position, for a disordered (22,22) nanotube, and two values of a parallel magnetic field :  $B_{||} = 0$  T (solid line) and  $B_{||} = 50$  T (dashed line).

configurations, positive MC is observed up to 50T without significant gate voltage effect. Positive MC is interpreted in term of induced wave dephasing by a magnetic field. We used the expression of WL in a hollow cylinder of diameter  $2R = 2.8nm$  and wall thickness  $a=0.14nm$  :

$$\Delta G_{WL}(B) = -AN \frac{e^2}{\pi \hbar} \frac{2\pi R}{L} \left[ \ln\left(\frac{L_{\phi}(B)}{L_{\phi}}\right) + 2 \sum_n \left( K_0\left(\frac{n2\pi R}{L_{\phi}(B)}\right) \times \cos\left(2\pi n \frac{2\phi}{\phi_0}\right) - K_0\left(\frac{n2\pi R}{L_{\phi}}\right) \right) \right] \quad (1)$$

where  $K_0(x)$  is the Macdonald function and  $\phi = \pi R^2 B$ .  $L_{\phi}(B)$  is the phase coherence length defined by:  $1/L_{\phi}^2(B) = 1/L_{\phi}^2 + (WeB/\hbar)^2/3$ , where  $L_{\phi}$  is the phase coherence length at zero field,  $W = a$  (the wall thickness) in parallel configuration and  $N$ , the number of conduction channels, equals to 2. The  $A$  factor accounts for the contacts transparency in the two probes measurements. A very good agreement is obtained with  $A=0.7$ , which emphasizes the good quality of the contacts, and for  $L_{\phi} = 28nm$ . We demonstrate that at 80K and up to 50T, MC is completely dominated by WL phenomena. It is the first time that WL is observed in DWCNT even if it remains a standard mesoscopic behavior.

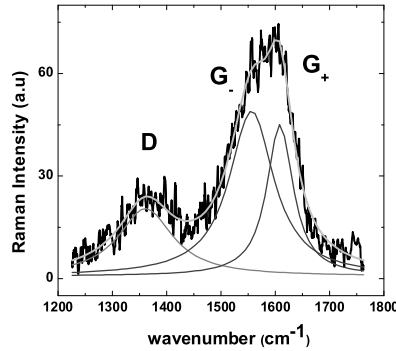
Magnetotransport performed at 4K is rather different (fig1, top right panel). At this temperature, the gate has a preponderant effect on MC. For a zero-gate, the behavior is non monotonous with a change of the slope near 7T, whereas for 10V, the positive slope remains unchanged up to 50T. We can treat once again the low field regime with WL and for  $V_g = 0V$ , we get  $L_{\phi} = 84nm$  (inset fig1a right panel). The ratio  $L_{\phi}(80K)/L_{\phi}(4K)$  agrees with a  $T^{-1/3}$  dependence which is consistent with a dephasing by inelastic mechanism dominated by quasi electron-electron scattering [14].

Simulations based on Landauer-Buttiker formalism are performed to investigate the conductance at 4K [10]. The conductance in a (22,22) disorder tube in a coherent regime ( $L_{\phi} = 100nm$ ) is calculated

versus energy (fig1, bottom left panel). In order to see WL phenomena, intensity of disorder is chosen to get  $l_e$  near the charge neutrality point (CNP) on the order of the circumference of the tube. The calculated conductance is found to be very energy dependent. We observe at 0T a decrease of the conductance once we move from the CNP to the first van-Hove singularity (vHs). Under 50T, a negative MC is observed near CNP likely due to the opening of a pseudo-energy gap (AB effect), whereas by shifting the Fermi level under 10V, a positive MC appears driven by the WL contribution. This competitive trend between DOS effect and WL effect explain quantitatively our result. At 0V,  $E_F$  is near the CNP as a consequence we observe for the first time AB effect in semi-diffusive regime. For a gate of 10V, we estimated a shift of 50meV (see [10]) as a consequence positive MC appears due to WL phenomena.

### 2.3. Strongly diffusive Multi-wall carbon nanotubes

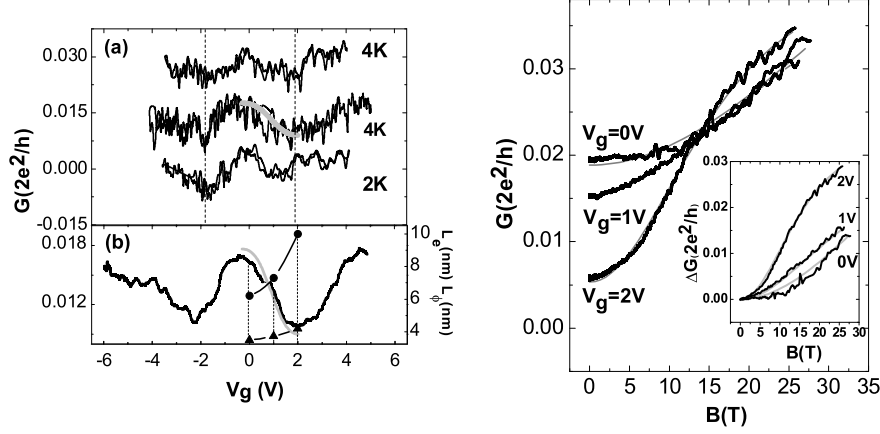
A MWCNT of 10nm diameter (AFM estimation) from Nanocyl company is connected with two Pd electrodes spaced by 250nm. Magnetotransport up to 35T between 300K and 4K and Raman spectroscopy are performed on the same isolated CNT. Between 300K and 70K, the resistance slightly increases from 150k $\Omega$  to 180k $\Omega$  without any gate effects. At 4K the conductance ranges from 500k $\Omega$  to 1.5M $\Omega$ , depending on the gate voltage (between  $\pm 6V$ ). This increasing does not scale with a thermo-activated behavior which rules out a semiconducting behavior or Coulomb blockade effects. Therefore, we probe a disorder metallic system which is confirmed by Raman spectroscopy (fig2). Raman spectroscopy shows two peaks, one from D-band due to presence of disorder and the other corresponding to the addition of two peaks related to tangential phonon mode,  $G^-$  and  $G^+$ . Their relatively close intensity means that the MWCNT is mainly metallic.



**Figure 2.** Raman spectroscopy performed on the tube. Three fits in grey are shown, the lorentzian D is a contribution of the double resonant process,  $G_-$  and  $G_+$  are contribution of the tangential phonon modes. Light gray curve is the sum of the three lorentzian curves.

Differential conductance measurements versus gate voltage ( $G(V_g)$ ) are performed at low temperature. We observe two kinds of modulations (fig3, left panel): fast and non periodic oscillations superimposed to a slow modulation with 2 minima around  $\pm 2V$ .

MC at 4K is measured in parallel configuration (fig3, right panel) for different gate voltages. We observe whatever the gate value, a positive MC whose the magnitude increases when the zero field conductance decreases. Both fast oscillations versus  $V_g$  and the positive MC at 4K can be interpreted in terms of quantum interferences inducing universal conductance fluctuations and WL phenomena. We use Eq(1) to fit experimental curves (fig3, right panel). We fix N equal to 2 (see below), we find A close to unity which underlines the good quality of the contacts. An original result is that  $L_\phi$  is found to be significantly gate dependent:  $L_\phi$  equals 6.2nm, 7.3nm and 10nm for  $V_g$  corresponding to 0, 1 and 2 V respectively. To complete our analysis, we determinate  $l_e$ . In the WL regime, the conductance is the



**Figure 3.** *Right panel:* Differential conductance  $dI/dV$  versus  $V_g$  at 4K and 2K after different thermal cycling. (a) Top curve shifted by  $0.01G_0$ ,  $dI/dV$  at 4K and for  $V_{bias} = 1mV$ . Middle curve,  $dI/dV$  at 4K and for  $V_{bias} = 0.1mV$ . Bottom curve shifted by  $-0.015G_0$ ,  $dI/dV$  at 2K and for  $V_{bias} = 0.1mV$ . Grey curve represents the fit of  $G(V_g)$ . (b) Smooth of the  $dI/dV$  measurements at 4K. Black circles and triangles are respectively  $L_\phi$  and  $L_e$  versus  $V_g$  and represent gate voltage used for magnetoconductance measurement. Grey curve represents fit of  $G(V_g)$  (see text). *Left panel:* Conductance versus  $B_{||}$  at 4K and for different gate voltages. Grey lines represent the theoretical curves of the conductance in the WL regime (see text). Inset, zoom on  $\Delta G(B) = G(B) - G(0)$  for different  $V_g$  and the corresponding fits in grey lines using Eq.(1).

sum of  $G_{loc}$ , the WL contribution and  $G_{cl} = \frac{2e^2}{h} \frac{Nl_e}{L}$ , the classical part. From the experimental zero field conductances, we deduce  $l_e$  which is slightly gate voltage dependent:  $l_e$  equals 3.5nm, 3.73nm, 4.2nm for  $V_g$  equals to 0, 1 and 2V respectively. From the extracted values of  $l_e$  and  $L_\phi$  and introducing them in Eq(1) we can check that the calculated  $G(V_g)$  curves matches reasonably well with the experimental data (fig3, left panel).

In this study, we assume  $N=2$ . But,  $G(V_g)$  presents slow modulation which could be caused by entering in vHs and yielding to a change of  $N$ . An estimation of our gate coupling [10, 11] gives :  $\Delta E_F(meV) = 7.V^{-1}$ . So to reach the first vHs at  $\Delta E = 150meV$ , we would have to apply 20V. However, our back-gate is not sufficiently efficient to dope the tube up to the vHs. The slow modulations can not be due to the entering into them.

Theoretical studies [7, 6] show that in coherent regime with  $L_\phi$  no energy dependent, defects are responsible for drop of the conductance when  $E_F$  is in the vicinity of the scatter energy. In our study, the slow conductance modulation are attributed to resonant scattering which modifies  $l_e$  and  $L_\phi$ . A slight decrease of  $l_e$  at the resonance around 0V comes along with a large decrease of  $L_\phi$  and an increase of the conductance. This can not be predicted by conductance calculations based on coherent transport. So, we give experimental evidence that in disordered regime,  $L_\phi$  appears to be strongly energy dependent in the vicinity of resonant scattering at 0V, which is a new phenomena. As a consequence, the WL modulation dominates the classical part of the conductance. One remarks that when the WL contribution is destroyed under high magnetic field, the standard behavior of the conductance is recovered : the highest conductance curves comes with the largest  $l_e$  value.

### 3. Conclusion

We have probed under high magnetic field and with a gate tuning of  $E_F$  two kinds of CNTs. We can observe how disorder affects the conduction regime in a complex way. For a relatively low disorder

system (DWCNT), we observe a strong interplay between density of states modulation (AB effect) and electronic diffusion effect (WL) on the conduction regime. The electronic transport moves from a quasi ballistic regime near the CNP, where AB effect is observed to a diffusive regime where WL dominates the MC. Whereas in a strong diffusive system (MWCNT from Nanocyl), only electronic diffusive effect are observed. WL contribution completely dominates the electronic transport. We do not observe AB effect due to the relatively weak value of  $L_\phi$ , smaller than the circumference. Despite this fact, we observe indirect DOS effect by via resonant scattering which yields to a strong modulation of the characteristic transport lengths ( $l_e$  and  $L_\phi$ ). This study shows that it is important to control both, doping and disorder which, in turn, drive conduction regime.

#### 4. Acknowledgments

The authors thank Ph.Lambin and Nanocyl company to provide MWCNTs. Substrate preparations are performed in the LAAS technological platform. This work has been supported by the french ministry of research under program ACI "Nanosciences 2004" No. NR044 "NOCIEL".

#### References

- [1] R. Saito, G. Dresselhaus, M. Dresselhaus, *Physical Properties of Carbon nanotubes* (Imperial College Press. London 1998).
- [2] W. Liang, M. Bockrath, D. Bozovic, J. Hafner, M. Tinkham, H. Park, *Nature*, 665, 411 (2001).
- [3] S.J. Tans, M.H. Devoret, R.J.A. Groeneveld, C. Dekker, *Nature*, 761, 394 (1998).
- [4] C. Shonenberger, A. Bachtold, C. Strunk, J-P. Salvetat, L. Forro, *App. Phys. A*, 69, 283 (1999).  
A. Bachtold, C. Strunk, J.P. Salvetat, J.M. Bonard, L. Forro, T. Nussbaumer, C. Shonenberger, *Nature*, 397, 673 (1999).
- [5] F. Triozon, S. Roche, A. Rubio, D. Mayou, *Phys. Rev. B*, 69, 121410 (2004).
- [6] H.J. Choi, J. Ihm, S.G. Louis, M.L. Cohen, *Phys. Rev. Lett*, 84, 2917 (2000).
- [7] S. Latil, S. Roche, D. Mayou, J.C. Charlier, *Phys. Rev. Lett*, 92, 256805 (2004).
- [8] S. Roche, R. Saito, *Phys. Rev. Lett*, 87, 246803 (2001).
- [9] S. Zaric et al., *Science* 304, 1129 (2004).
- [10] G. Fedorov, B. Lassagne, M. Sagnes, B. Raquet, J.M- Broto, F. Triozon, S. Roche, E. Flahaut, *Phys. Rev. Lett*, 94, 066801 (2005).
- [11] B. Lassagne, B. Raquet, J-M. Broto, J. Gonzalez, *to be published*.
- [12] S. Gerdes, T. Ondarçuhu, S. Cholet, C. Joachim, *Europhys. Lett.* 48, 292 (1999).
- [13] M. Sagnes, B. Raquet, B. Lassagne, J.M- Broto, E. Flahaut, Ch. Laurent, Th. Ondaruhu, F. Carcenac, Ch. Vieu, *Chem. Phys. Lett.*, 372, 733 (2003).
- [14] B. L. Altshuler, A.G. Aronov, D.E. Khmel'nitskii, *Solid State Comm.*, 39, 619 (1981).