



**HAL**  
open science

## Wastewater technology attenuates the toxicity of shisha smoking

Hélène Greige-Gerges, Petra Gerges, Jeanne Lichtfouse, Eric Lichtfouse,  
Sophie Fourmentin

► **To cite this version:**

Hélène Greige-Gerges, Petra Gerges, Jeanne Lichtfouse, Eric Lichtfouse, Sophie Fourmentin. Wastewater technology attenuates the toxicity of shisha smoking. *Environmental Chemistry Letters*, 2023, 21 (2), pp.627-632. 10.1007/s10311-022-01463-4 . hal-04043271

**HAL Id: hal-04043271**


**<https://hal.science/hal-04043271>**

Submitted on 23 Mar 2023

**HAL** is a multi-disciplinary open access archive for the deposit and dissemination of scientific research documents, whether they are published or not. The documents may come from teaching and research institutions in France or abroad, or from public or private research centers.

L'archive ouverte pluridisciplinaire **HAL**, est destinée au dépôt et à la diffusion de documents scientifiques de niveau recherche, publiés ou non, émanant des établissements d'enseignement et de recherche français ou étrangers, des laboratoires publics ou privés.

# Wastewater technology attenuates the toxicity of shisha smoking

Hélène Greige-Gerges<sup>1</sup> · Petra Gerges<sup>2</sup> · Jeanne Lichtfouse<sup>3</sup> · Eric Lichtfouse<sup>4</sup>  · Sophie Fourmentin<sup>5</sup>

Shisha smoking is rapidly gaining popularity, especially among the youths, yet knowledge on its toxic effects is limited. While the waterpipe device through which the smoke is bubbling should remove particles and toxic compounds, shisha smoking is still inducing cancers and several acute and chronic diseases. A possible solution to decrease smoke toxicity would be to trap most toxic smoke compounds in the water phase by adding adsorbents, solubilizers and complexing agents such as activated charcoal, cyclodextrins, biomimetic liposomes and bionanocomposites (Fig. 1). Here we discuss flavored tobacco, smoke toxicity, the Low Tox Nargileh, and materials that can be added to the water bowl to decrease toxicity. Further research on the trapping of shisha smoke may also lead to application in various industrial sectors involving smoke emissions.

## Natural flavors

Are natural substances systematically good? Waterpipe, also known as nargileh, shisha, hubble–bubble or hookah, is gaining popularity worldwide. High rates of water pipe smoking have been recently reported among high school and university students during the last few years (Majeed et al. 2017; Galimov et al. 2019; Naicker et al. 2020; Khodadost et al. 2020). Many products are smoked through shisha devices, such as tobacco, flavored tobacco (known as mu’assel), tobacco-free herbal mu’assel, cannabis and opium. The rapid rise of shisha smoking is explained by the recent addition of flavors in tobacco mixtures (Maziak et al. 2014; Zaatari and Bazzi 2019). However, the effects of flavors on neurobiology are not yet fully understood, and both the European Parliament and the USA Food and Drug Administration have recently banned menthol, a natural flavor used in combustible cigarettes and electronic nicotine delivery systems (EU 2014; Avelar et al. 2019; Cadham et al. 2020). Farnesol, the main natural compound responsible for the flavor of the green apple, is still under toxicity evaluation (Avelar et al. 2019). Overall, contrary to the popular belief that ‘all natural is good’, the greening of smoking using natural flavors may not be safe.

## Addiction and cancer

Waterpipe smoking is the second most common method of non-medical intake of cannabis by young people (Baggio et al. 2014; Paleiron et al. 2016). Compared to cannabis oral ingestion, the pulmonary absorption of cannabis smoke is faster and induces the higher intense effects that are actively sought by smokers. A recent survey shows that cannabis smoking with waterpipes is associated with higher risks of engaging in more addictive behaviors (Tsai et al. 2021). Besides, waterpipe smoke has genotoxic effects and is associated with cancers such as head, neck, esophageal and lung cancers (El-Zaatari et al. 2015; Alsaad et al. 2019; Montazeri et al. 2017; Mamtani et al. 2017). Waterpipe

---

✉ Hélène Greige-Gerges  
helenegreige73@gmail.com

Petra Gerges  
pag01@mail.aub.edu

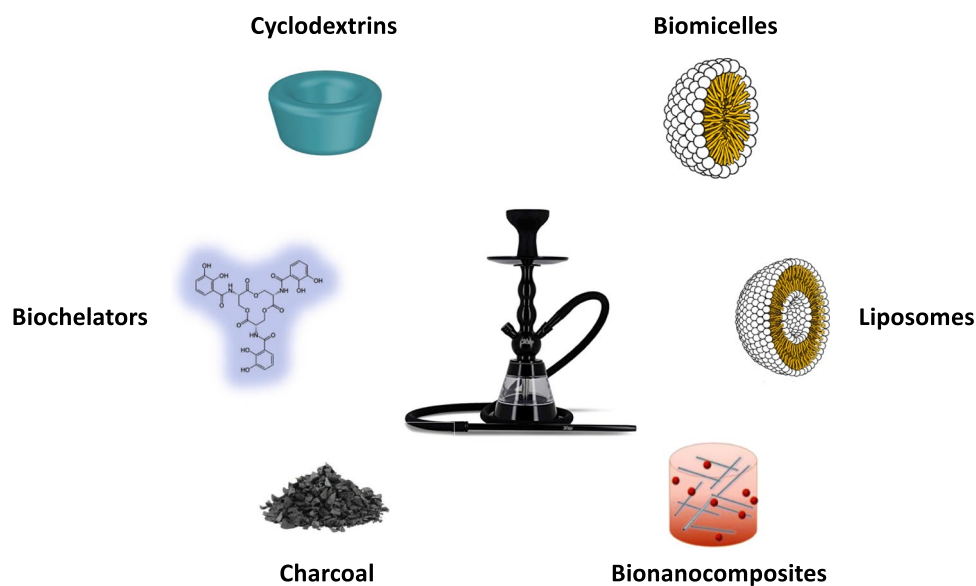
Jeanne Lichtfouse  
jlichtfouse@gmail.com

Eric Lichtfouse  
eric.lichtfouse@gmail.com

Sophie Fourmentin  
lamotte@univ-littoral.fr

- <sup>1</sup> Bioactive Molecules Research Laboratory, Faculty of Sciences, Section II, Lebanese University, B.P. 90656, Jdaidet El-Metn, Lebanon
- <sup>2</sup> Faculty of Medicine, American University of Beirut, Beirut, Lebanon
- <sup>3</sup> Univ Nimes, UPR CHROME, 30021 Nîmes cedex 1, France
- <sup>4</sup> Aix-Marseille Univ, CNRS, IRD, INRAE, CEREGE, 13100 Aix-en-Provence, France
- <sup>5</sup> Univ. Littoral Côte d’Opale, UR 4492, UCEIV, Unité de Chimie Environnementale Et Interactions Sur Le Vivant, SFR Condorcet FR CNRS, 3417, F-59140 Dunkirk, France

**Fig. 1** Shisha smoking refers to inhaling smoke that has bubbled through a water bowl to simultaneously cool the smoke and remove some toxic smoke chemicals; however, shisha smoking is still inducing many diseases such as cancer. Inspired by wastewater technology, several materials such as cyclodextrins, biochelators, activated charcoal, biomimicelles, liposomes and bionanocomposites can be added to the water bowl to trap toxic chemicals by adsorption, solubilization and complexation



smoke also induces adverse effects on the oral cavity, the respiratory system, the cardiovascular system and the brain functions (Meo et al. 2017; Pratiti and Mukherjee 2019). Addiction and alteration of cognitive functions are caused by the nicotine present in waterpipe products (Meo et al. 2017). Lastly, waterpipe smoking increases the risk of infection and is associated with the spread of many infectious diseases (Altindis et al. 2020).

## Fine and numerous

Smoke aerosols contains two phases: the particle phase and the gas phase. The mean particle size ranges between 0.04  $\mu\text{m}$  and 0.24  $\mu\text{m}$  (Monn et al. 2007; Becquemin et al. 2008; Markowicz et al. 2014). As a consequence, the risk of deleterious effects is high because pharmacokinetic studies show that ultrafine particles can penetrate the alveolar sacs of the lungs (Monn et al. 2007; Becquemin et al. 2008; Markowicz et al. 2014). The composition of smoke aerosols has been studied using a smoking machine (Shihadeh 2003; Shihadeh and Saleh 2005; Schubert et al. 2012; Sepetdjian et al. 2013). 206 organic and inorganic compounds belonging to various chemical classes have been identified in tobacco smoke, including alcohols, ketones, aldehydes, acids, esters, acetals, lactones, hydrocarbons, monoterpenes, oxygenated monoterpenes, sesquiterpene hydrocarbons, phenylpropenes, derivatives of phenol, derivatives of cresol, alkaloids, furanic compounds, humectants, polycyclic aromatic hydrocarbons (PAH), volatile organic compounds (VOC), carbon monoxide, resorcinol and hydroquinone, and heavy metals (Aljadani et al. 2020). Among these, 16 compounds belong to the group A of carcinogenic substances, two compounds belong to the group 2A of probably carcinogenic substances,

and 25 compounds belong to the group 2B of possibly carcinogenic substances, according to the International Agency for Research on Cancer (IARC, 2022). Other compounds are biologically active and cause harmful effects at high doses. Lastly, the waterpipe, in particular the mouthpiece, has been shown to be contaminated by antibiotic-resistant bacteria, thus contributing to the spreading of diseases (Masadeh et al. 2015; Martinasek et al. 2018). There are most probably many other yet unidentified toxic compounds in tobacco smoke and thus there is an urgent need to assess their impact on health.

## Low tox nargileh

High amounts of smoke toxicants can be stopped by adsorption and solubilization in the water bowl of the hookah waterpipe, thus decreasing the toxicity of the inhaled smoke. Smoke toxicity can be further decreased by changing the water volume and the shisha features (Hauser et al. 2020). Toxicity can also be diminished by adding polymers and chelating agents into water to better trap toxicants. Indeed, a first patent reveals that adding cellulose- or pectine-based products and chelating agents such as Trilon B or Unithiol reduces the amounts of toxicants inhaled by the smokers (Rozenfeld and Dyachenko 2011). Nonetheless, surprisingly, Trilon B is a powder that may cause damage to the respiratory system after prolonged inhalation (BASF, 2021). Recently, Low Tox Nargileh, a new product aiming to reduce the toxicity of shisha smoking by adding a liquid formulation to the water phase, has reached the market ([www.mnpnet.com](http://www.mnpnet.com)). Since the mechanisms involved in smoke trapping are similar to those occurring in environmental remediation, e.g. in water and wastewater treatment, we propose several

alternative materials that could decrease smoke toxicity in the following sections.

## Activated charcoal

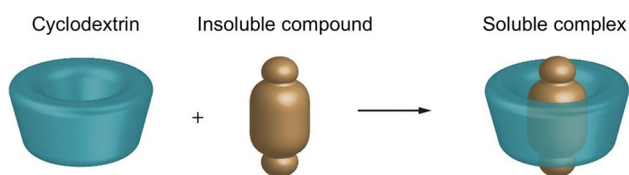
Activated carbon has been used for the adsorption of polycyclic aromatic hydrocarbons from water (Eeshwarasinghe et al. 2018). Charcoal cartridges are largely used in solid phase extraction to concentrate polycyclic aromatic hydrocarbons and nitrosamines from contaminating water samples (Yoon et al. 2012). Incorporation of activated charcoal in cigarette filters is also effective in the filtration of mainstream smoke constituents (Polzin et al. 2008; Goel et al. 2018). The specific adsorption of nitrosamines was further done using other sorbents such as zeolites and mesoporous silica (Wang et al. 2004; Li et al. 2014, 2017; Shi et al. 2019; Wei et al. 2009).

## Biochelators

Microbial metal chelators were recently introduced for the management of water pollution. For example, siderophores, iron chelators produced by bacteria, can be used. Siderophores can trap several types of metals and can be grafted on solids for easier metal removal from water (Hofmann et al. 2020; Moscatello et al. 2018).

## Cyclodextrins

Cyclodextrins are cage-like molecules made of cyclic oligosaccharides that possess a hydrophobic cavity and can thus form inclusion complexes with guests (Fig. 2; Szejtli 1998; Crini et al. 2018; Morin-Crini et al. 2021). This entrapping property confers cyclodextrins the ability to increase the apparent solubility of hydrophobic compounds such as polycyclic aromatic hydrocarbons, essential oils and nitroaromatic compounds (Landy et al. 2012). The formation of cyclodextrin/guest inclusion complexes in aqueous media leads to a higher solubilization of hydrophobic compounds (Kfoury et al. 2019). The complexation of cyclodextrins with many



**Fig. 2** Cyclodextrins can trap water-insoluble compounds to form a water-soluble complex. This principle can be applied to retain toxic compounds in the shisha water bowl

flavors is also largely documented (Decock et al. 2008; Kfoury et al. 2014, 2018). Therefore, cyclodextrins could be used to solubilize toxic compounds of smoke in water. For instance, acetaldehyde, a compound of shisha smoke, forms inclusion complexes with the three native cyclodextrins (Almenar et al. 2007). Similarly,  $\beta$ -cyclodextrin forms an inclusion complex with benzaldehyde (da Silva et al. 1995).

Cyclodextrins were evaluated as adsorbents for trapping nitrosamines from tobacco smoke (Wang et al. 2004). The complexation of cyclodextrins with polycyclic aromatic hydrocarbons was also suggested for remediation of soil pollution (Bardi et al. 2007). In addition, cyclodextrin-functional materials were proposed for removing water micropollutants such as polycyclic aromatic hydrocarbon derivatives (Alsbaiee et al. 2016; Topuz and Uyar 2017; Morin-Crini et al. 2019).

Concerning metallic contaminants,  $\beta$ -cyclodextrin and its carboxymethylated derivative are able to extract arsenic, copper and iron from soil by solubilization (Chatain et al. 2004). The removal of lead and cadmium ions from contaminated water can be done by adsorption on  $\beta$ -cyclodextrin grafted on minerals, zeolite and vermiculite, using epichlorohydrin as a crosslinking agent (Zheng et al. 2019). Cyclodextrin-based nanofibers and nanofibrous poly-cyclodextrin membrane are able to adsorb both polycyclic aromatic hydrocarbon compounds and heavy metals, e.g.  $\text{Pb}^{2+}$ ,  $\text{Cd}^{2+}$ ,  $\text{Zn}^{2+}$ , and  $\text{Ni}^{2+}$  in aqueous solutions (Celebioglu et al. 2019).

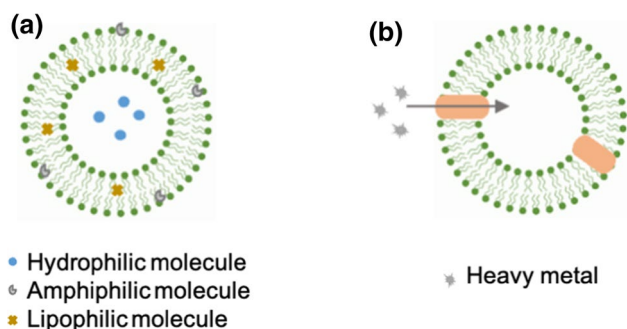
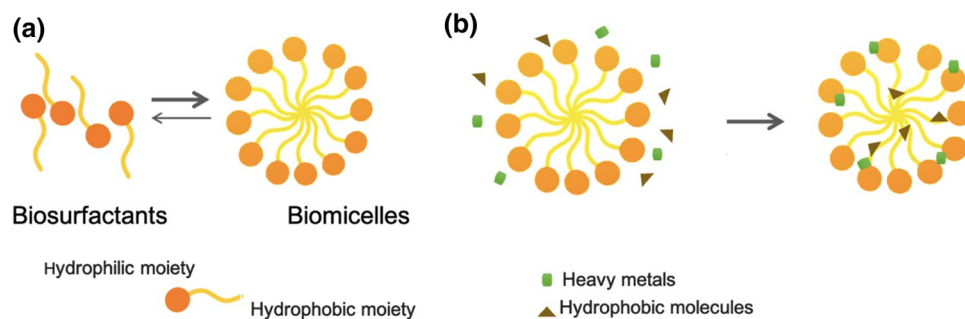
## Biomicelles

In an aqueous solution and at a concentration higher than its critical micelle concentration, an amphiphilic surfactant self-assembles into micelles composed of a hydrophobic core–hydrophilic shell architecture, which can be used for the solubilization of poorly water-soluble contaminants (Fig. 3). Biosurfactants usually refer to surfactants of microbial origin generating bio-micelles through self-assembling. Biosurfactants are popular due to their high biodegradability, low toxicity, and effectiveness in removing heavy metals and hydrophobic organic compounds from soil and water (da Rocha Junior et al. 2019). Microbial surfactants such as rhamnolipids and biosurfactin, and plant surfactants such as saponins have demonstrated an ability for the adsorption of polycyclic aromatic hydrocarbons and heavy metals in water (Mulligan 2005; Aryanti et al. 2020).

## Liposomes

Liposomes are small spherical artificial lipid vesicles that are composed of phospholipids and may contain cholesterol (Azzi et al. 2018; Hammoud et al. 2019). Liposomes are usually biocompatible, biodegradable, non-immunogenic and non-toxic (Sheoran et al. 2019; Shah et al. 2020). They

**Fig. 3** (a) Self-assembling of biosurfactants into biomicelles in aqueous media at concentrations higher than the critical micellar concentrations; (b) biomicelles remove heavy metals and poorly water-soluble compounds from wastewater samples



**Fig. 4** a) Liposomes entrap hydrophilic molecules into their interior cavity, amphiphilic molecules at the water-membrane interface, and hydrophobic molecules into the lipophilic membrane; b) proteoliposome transporters carry heavy metals into the interior cavity of liposomes

can encapsulate hydrophilic, hydrophobic and amphiphilic molecules (Fig. 4). Liposomes have found applications in pharmacology for drug delivery, and in food for the delivery of flavors and nutrients. They are also used as models to study the interaction of chemicals with biological cells (Habib et al. 2015). Concerning the encapsulation of contaminants, 1-aminopyrene and 1-hydroxymethylpyrene bind strongly on neutral liposomes composed of 1-palmitoyl-2-oleoyl-sn-glycero-3-phosphocholine (Macii et al. 2019). The partition of a contaminant between the extra vesicular medium and the liposomal membrane is controlled by the liposome surface charge. Recently a proteoliposome transporter was designed to remove radioactive cesium,  $^{137}\text{Cs}$ , from contaminated water (Hakim Elahi et al. 2020).

## Bionanocomposites

Bionanocomposites are composites containing a biopolymer and nanomaterials made of minerals, metals or carbon. Bionanocomposites have been recently applied for wastewater decontamination (Chkirida et al. 2021). The biopolymer could be a polysaccharide such as starch, cellulose, chitin, chitosan, alginate, carrageenan, xanthan gum, lignin, carrageenan, humic acid; a protein such as gelatin and collagen;

or polymers (Ahmad et al. 2017; Cao et al. 2020; Chkirida et al. 2021). The removal of heavy metals by bionanocomposites may occur through adsorption, electrostatic interaction, surface complexation and ion exchange (Chkirida et al. 2021). In addition, some bionanocomposites were proven to possess antimicrobial effects and demonstrated high ability to decrease the total organic carbon content in contaminated water (Chkirida et al. 2021).

Overall, the toxicity of smoke in waterpipes could be decreased by adsorption and solubilization using processes and materials that are known in wastewater technology. Further research on the trapping of shisha smoke may also lead to application in various industrial sectors involving smoke emissions.

## References

- Ahmad M, Manzoor K, Singh S, Ikram S (2017) Chitosan centered bionanocomposites for medical specialty and curative applications: a review. *Int J Pharm* 529:200–217. <https://doi.org/10.1016/j.ijpharm.2017.06.079>
- Aljadani RH, Algabbani AM, Alamir JA et al (2020) Waterpipe tobacco chemical content, microbial contamination, and genotoxic effects: a systematic review. *Int J Toxicol* 39:256–262. <https://doi.org/10.1177/1091581820905108>
- Almenar E, Auras R, Wharton P et al (2007) Release of acetaldehyde from  $\beta$ -cyclodextrins Inhibits postharvest decay fungi in vitro. *J Agric Food Chem* 55:7205–7212. <https://doi.org/10.1021/jf071603y>
- Alsaad AM, Al-Arifi MN, Maayah ZH et al (2019) Genotoxic impact of long-term cigarette and waterpipe smoking on DNA damage and oxidative stress in healthy subjects. *Toxicol Mech Methods* 29:119–127. <https://doi.org/10.1080/15376516.2018.1528650>
- Alsabaiee A, Smith BJ, Xiao L et al (2016) Rapid removal of organic micropollutants from water by a porous  $\beta$ -cyclodextrin polymer. *Nature* 529:190–194. <https://doi.org/10.1038/nature16185>
- Altindis M, Koroglu M, Demiray T et al (2020) Microbial contamination and infection risks of narghile besides hazards of tobacco. *Cent Eur J Public Health* 28:74–78. <https://doi.org/10.21101/cejph.a5814>
- da Silva AMM, Amado AM, Ribeiro-Claro PJA et al (1995)  $\beta$ -cyclodextrin complexes of benzaldehyde, vanillin and cinnamaldehyde: a raman spectroscopic study 1. *J Carbohydr Chem* 14:677–684. <https://doi.org/10.1080/07328309508005369>

- Aryanti N, Nafiunisa A, Kusworo TD, Wardhani DH (2020) Micellar-enhanced ultrafiltration using a plant-derived surfactant for dye separation in wastewater treatment. *Membranes (basel)* 10:220. <https://doi.org/10.3390/membranes10090220>
- Avelar AJ, Akers AT, Baumgard ZJ et al (2019) Why flavored vape products may be attractive: green apple tobacco flavor elicits reward-related behavior, upregulates nAChRs on VTA dopamine neurons, and alters midbrain dopamine and GABA neuron function. *Neuropharmacology* 158:107729. <https://doi.org/10.1016/j.neuropharm.2019.107729>
- Azzi J, Auezova L, Danjou P et al (2018) First evaluation of drug-in-cyclodextrin-in-liposomes as an encapsulating system for nerolidol. *Food Chem* 255:399–404. <https://doi.org/10.1016/j.foodchem.2018.02.055>
- Baggio S, Deline S, Studer J et al (2014) Routes of administration of cannabis used for nonmedical purposes and associations with patterns of drug use. *J Adolesc Heal* 54:235–240. <https://doi.org/10.1016/j.jadohealth.2013.08.013>
- Bardi L, Martini C, Opsi F et al (2007) Cyclodextrin-enhanced in situ bioremediation of polyaromatic hydrocarbons-contaminated soils and plant uptake. *J Incl Phenom Macrocycl Chem* 57:439–444. <https://doi.org/10.1007/s10847-006-9231-x>
- BASF (2021) Trilon® B powder safety data sheet. N° 30043442/SDS\_GEN\_00/EN. Date of print 29 May 2021. 14 p. [https://documents.basf.com/228d454491797105d702560ab39887383499c410/MSDS\\_00000000030043442\\_en.pdf](https://documents.basf.com/228d454491797105d702560ab39887383499c410/MSDS_00000000030043442_en.pdf)
- Beccuemin M-H, Bertholon J-F, Attoui M et al (2008) Tailles particulières de la fumée de chicha. *Rev Mal Respir* 25:839–846. [https://doi.org/10.1016/S0761-8425\(08\)74349-3](https://doi.org/10.1016/S0761-8425(08)74349-3)
- Cadham CJ, Sanchez-Romero LM, Fleischer NL et al (2020) The actual and anticipated effects of a menthol cigarette ban: a scoping review. *BMC Public Health* 20:1055. <https://doi.org/10.1186/s12889-020-09055-z>
- Cao W, Yan J, Liu C et al (2020) Preparation and characterization of catechol-grafted chitosan/gelatin/modified chitosan-AgNP blend films. *Carbohydr Polym* 247:116643. <https://doi.org/10.1016/j.carbpol.2020.116643>
- Celebioglu A, Topuz F, Uyar T (2019) Water-insoluble hydrophilic electrospun fibrous mat of cyclodextrin-epichlorohydrin polymer as highly effective sorbent. *ACS Appl Polym Mater* 1:54–62. <https://doi.org/10.1021/acsapm.8b00034>
- Chatain V, Hanna K, de Brauer C et al (2004) Enhanced solubilization of arsenic and 2,3,4,6-tetrachlorophenol from soils by a cyclodextrin derivative. *Chemosphere* 57:197–206. <https://doi.org/10.1016/j.chemosphere.2004.07.002>
- Chkirida S, Zari N, Bouhfid R, el Qaiss A, kacem (2021) Insight into the bionanocomposite applications on wastewater decontamination: review. *J Water Process Eng* 43:102198. <https://doi.org/10.1016/j.jwpe.2021.102198>
- Crini G, Fourmentin S, Fenyvesi É et al (2018) Cyclodextrins, from molecules to applications. *Environ Chem Lett* 16:1361–1375. <https://doi.org/10.1007/s10311-018-0763-2>
- da Rocha Junior RB, Meira HM, Almeida DG et al (2019) Application of a low-cost biosurfactant in heavy metal remediation processes. *Biodegradation* 30:215–233. <https://doi.org/10.1007/s10532-018-9833-1>
- Decock G, Landy D, Surpateanu G, Fourmentin S (2008) Study of the retention of aroma components by cyclodextrins by static headspace gas chromatography. *J Incl Phenom Macrocycl Chem* 62:297–302. <https://doi.org/10.1007/s10847-008-9471-z>
- Eeshwarasinghe D, Loganathan P, Kalaruban M et al (2018) Removing polycyclic aromatic hydrocarbons from water using granular activated carbon: kinetic and equilibrium adsorption studies. *Environ Sci Pollut Res* 25:13511–13524. <https://doi.org/10.1007/s11356-018-1518-0>
- El-Zaatari ZM, Chami HA, Zaatari GS (2015) Health effects associated with waterpipe smoking. *Tob Control* 24:i31–i43. <https://doi.org/10.1136/tobaccocontrol-2014-051908>
- EU (2014) Directive 2014/40/EU of the European Parliament and of the Council of 3 Apr 2014. <https://eur-lex.europa.eu/legal-content/EN/TXT/HTML/?uri=CELEX:32014L0040#d1e2204-1-1>
- Galimov A, El Shahawy O, Unger JB et al (2019) Hookah use among Russian adolescents: prevalence and correlates. *Addict Behav* 90:258–264. <https://doi.org/10.1016/j.addbeh.2018.11.018>
- Goel R, Bitzer ZT, Reilly SM et al (2018) Effect of charcoal in cigarette filters on free radicals in mainstream smoke. *Chem Res Toxicol* 31:745–751. <https://doi.org/10.1021/acs.chemrestox.8b00092>
- Habib L, Jrajai A, Khreich N et al (2015) Effect of erythrodiol, a natural pentacyclic triterpene from olive oil, on the lipid membrane properties. *J Membr Biol* 248:1079–1087. <https://doi.org/10.1007/s00232-015-9821-x>
- Hakim Elahi S, Abbaszadegan M, Conroy-Ben O (2020) Engineered proteoliposome transporter for treatment of cesium contaminated water. *Sci Total Environ* 704:135317. <https://doi.org/10.1016/j.scitotenv.2019.135317>
- Hammoud Z, Gharib R, Fourmentin S et al (2019) New findings on the incorporation of essential oil components into liposomes composed of lipid S100 and cholesterol. *Int J Pharm* 561:161–170. <https://doi.org/10.1016/j.ijpharm.2019.02.022>
- Hauser CD, Mailig R, Stadler H et al (2020) Waterpipe tobacco smoke toxicity: the impact of waterpipe size. *Tob Control* 29:s90–s94. <https://doi.org/10.1136/tobaccocontrol-2019-054960>
- Hofmann M, Retamal-Morales G, Tischler D (2020) Metal binding ability of microbial natural metal chelators and potential applications. *Nat Prod Rep* 37:1262–1283. <https://doi.org/10.1039/C9NP00058E>
- Kfoury M, Auezova L, Greige-Gerges H et al (2014) Cyclodextrin, an efficient tool for trans-anethole encapsulation: chromatographic, spectroscopic, thermal and structural studies. *Food Chem* 164:454–461. <https://doi.org/10.1016/j.foodchem.2014.05.052>
- Kfoury M, Auezova L, Greige-Gerges H, Fourmentin S (2019) Encapsulation in cyclodextrins to widen the applications of essential oils. *Environ Chem Lett* 17:129–143. <https://doi.org/10.1007/s10311-018-0783-y>
- Kfoury M, Landy D, Fourmentin S (2018) Characterization of cyclodextrin/volatile inclusion complexes: a review. *Molecules* 23:1204. <https://doi.org/10.3390/molecules23051204>
- Khodadost M, Maajani K, Abbasi-Ghahramanloo A et al (2020) Prevalence of hookah smoking among university students in Iran: a meta-analysis of observational studies. *Iran J Public Health* 49:1–13
- IARC (2022) <https://monographs.iarc.who.int/agents-classified-by-the-iarc/>
- Landy D, Mallard I, Ponchel A et al (2012) Remediation technologies using cyclodextrins: an overview. *Environ Chem Lett* 10:225–237. <https://doi.org/10.1007/s10311-011-0351-1>
- Li SH, Sun XD, Wang Y et al (2017) Creating an optimal microenvironment within mesoporous Silica MCM-41 for capture of tobacco-specific nitrosamines in solution. *ACS Appl Mater Interfaces* 9:26805–26817. <https://doi.org/10.1021/acsami.7b06264>
- Li YY, Wan MM, Zhu JH (2014) Cleaning carcinogenic nitrosamines with zeolites. *Environ Chem Lett* 12:139–152. <https://doi.org/10.1007/s10311-013-0451-1>
- Macii F, Salvadori G, Bonini R et al (2019) Binding of model polycyclic aromatic hydrocarbons and carbamate-pesticides to DNA, BSA, micelles and liposomes. *Spectrochim Acta Part A Mol Biomol Spectrosc* 223:117313. <https://doi.org/10.1016/j.saa.2019.117313>
- Majeed BA, Sterling KL, Weaver SR et al (2017) Prevalence and harm perceptions of hookah smoking among U.S. adults, 2014–2015.

- Addict Behav 69:78–86. <https://doi.org/10.1016/j.addbeh.2017.01.032>
- Mamtani R, Cheema S, Sheikh J et al (2017) Cancer risk in waterpipe smokers: a meta-analysis. *Int J Public Health* 62:73–83. <https://doi.org/10.1007/s00038-016-0856-2>
- Markowicz P, Löndahl J, Wierzbicka A et al (2014) A study on particles and some microbial markers in waterpipe tobacco smoke. *Sci Total Environ* 499:107–113. <https://doi.org/10.1016/j.scitotenv.2014.08.055>
- Martinasek M, Rivera Z, Ferrer A, Freundt E (2018) A pilot study to assess the bacterial contaminants in hookah pipes in a community setting. *Int J Tuberc Lung Dis* 22:579–584. <https://doi.org/10.5588/ijtld.17.0549>
- Masadeh MM, Hussein EI, Alzoubi KH, Khabour O, Shakhathreh MAK, Gharaibeh M (2015) Identification, characterization and antibiotic resistance of bacterial isolates obtained from waterpipe device hoses. *Int J Environ Res Public Health* 12:5108–5115. <https://doi.org/10.3390/ijerph120505108>
- Maziak W, Nakkash R, Bahelah R et al (2014) Tobacco in the Arab world: old and new epidemics amidst policy paralysis. *Health Policy Plan* 29:784–794. <https://doi.org/10.1093/heapol/czt055>
- Meo SA, Bashir S, Almubarak Z et al (2017) Shisha smoking: Impact on cognitive functions impairments in healthy adults. *Eur Rev Med Pharmacol Sci* 21:5217–5222. [https://doi.org/10.26355/eur-rev\\_201711\\_13844](https://doi.org/10.26355/eur-rev_201711_13844)
- Monn C, Kindler P, Meile A, Brandli O (2007) Ultrafine particle emissions from waterpipes. *Tob Control* 16:390–393. <https://doi.org/10.1136/tc.2007.021097>
- Montazeri Z, Nyiraneza C, El-Katerji H, Little J (2017) Waterpipe smoking and cancer: systematic review and meta-analysis. *Tob Control* 26:92–97. <https://doi.org/10.1136/tobaccocontrol-2015-052758>
- Morin-Crini N, Fourmentin M, Fourmentin S et al (2019) Synthesis of silica materials containing cyclodextrin and their applications in wastewater treatment. *Environ Chem Lett* 17:683–696. <https://doi.org/10.1007/s10311-018-00818-0>
- Morin-Crini N, Fourmentin S, Fenyvesi É et al (2021) 130 years of cyclodextrin discovery for health, food, agriculture, and the industry: a review. *Environ Chem Lett*. <https://doi.org/10.1007/s10311-020-01156-w>
- Moscatello N, Swayambhu G, Jones CH et al (2018) Continuous removal of copper, magnesium, and nickel from industrial wastewater utilizing the natural product yersiniabactin immobilized within a packed-bed column. *Chem Eng J* 343:173–179. <https://doi.org/10.1016/j.cej.2018.02.093>
- Mulligan CN (2005) Environmental applications for biosurfactants. *Environ Pollut* 133:183–198. <https://doi.org/10.1016/j.envpol.2004.06.009>
- Naicker N, Teare J, Albers P, Mathee A (2020) Prevalence of hookah pipe smoking in high-school learners in Johannesburg, South Africa. *South African Med J* 110:546–551. <https://doi.org/10.7196/samj.2020.v110i6.14333>
- Paleiron N, André M, Durand M et al (2016) Le « bang » de cannabis, un mode de consommation original, fréquent et dangereux. *Rev Pneumol Clin* 72:195–199. <https://doi.org/10.1016/j.pneumo.2016.02.004>
- Polzin GM, Zhang L, Hearn BA et al (2008) Effect of charcoal-containing cigarette filters on gas phase volatile organic compounds in mainstream cigarette smoke. *Tob Control* 17:i10–i16. <https://doi.org/10.1136/tc.2007.022517>
- Pratiti R, Mukherjee D (2019) Epidemiology and adverse consequences of hookah/waterpipe use: a systematic review. *Cardiovasc Hematol Agents Med Chem* 17:82–93. <https://doi.org/10.2174/1871525717666190904151856>
- Rozenfeld V, Dyachenko S (2011) Additive to filtering liquid for a hookah and method for producing a liquid filter. Publication Number WO/2011/071462
- Schubert J, Heinke V, Bewersdorff J et al (2012) Waterpipe smoking: the role of humectants in the release of toxic carbonyls. *Arch Toxicol* 86:1309–1316. <https://doi.org/10.1007/s00204-012-0884-5>
- Sepetdjian E, Abdul Halim R, Salman R et al (2013) Phenolic compounds in particles of mainstream waterpipe smoke. *Nicotine Tob Res* 15:1107–1112. <https://doi.org/10.1093/ntr/nts255>
- Shah S, Dhawan V, Holm R et al (2020) Liposomes: Advancements and innovation in the manufacturing process. *Adv Drug Deliv Rev* 154–155:102–122. <https://doi.org/10.1016/j.addr.2020.07.002>
- Sheoran R, Khokra SL, Chawla V, Dureja H (2019) Recent patents, formulation techniques, classification and characterization of liposomes. *Recent Pat Nanotechnol* 13:17–27. <https://doi.org/10.2174/1872210513666181127110413>
- Shi CL, Sun XD, Gao YH et al (2019) Efficiently capturing tobacco specific nitrosamines with H $\beta$  zeolite in solution. *J Hazard Mater* 365:196–204. <https://doi.org/10.1016/j.jhazmat.2018.10.095>
- Shihadeh A (2003) Investigation of mainstream smoke aerosol of the argileh water pipe. *Food Chem Toxicol* 41:143–152. [https://doi.org/10.1016/S0278-6915\(02\)00220-X](https://doi.org/10.1016/S0278-6915(02)00220-X)
- Shihadeh A, Saleh R (2005) Polycyclic aromatic hydrocarbons, carbon monoxide, “tar”, and nicotine in the mainstream smoke aerosol of the narghile water pipe. *Food Chem Toxicol* 43:655–661. <https://doi.org/10.1016/j.fct.2004.12.013>
- Szejtli J (1998) Introduction and general overview of cyclodextrin chemistry. *Chem Rev* 98:1743–1754. <https://doi.org/10.1021/cr970022c>
- Topuz F, Uyar T (2017) Poly-cyclodextrin cryogels with aligned porous structure for removal of polycyclic aromatic hydrocarbons (PAHs) from water. *J Hazard Mater* 335:108–116. <https://doi.org/10.1016/j.jhazmat.2017.04.022>
- Tsai D-H, Foster S, Baggio S et al (2021) Comparison of water pipes vs other modes of cannabis consumption and subsequent illicit drug use in a longitudinal cohort of young swiss men. *JAMA Netw Open* 4:e213220. <https://doi.org/10.1001/jamanetworkopen.2021.3220>
- Wang Y, Zhou S, Xia J et al (2004) Trapping and degradation of volatile nitrosamines on cyclodextrin and zeolites. *Microporous Mesoporous Mater* 75:247–254. <https://doi.org/10.1016/j.micromeso.2004.07.025>
- Wei F, Yang JY, Gao L et al (2009) Capturing nitrosamines in tobacco-extract solution by hydrophobic mesoporous silica. *J Hazard Mater* 172:1482–1490. <https://doi.org/10.1016/j.jhazmat.2009.08.016>
- Yoon S, Nakada N, Tanaka H (2012) A new method for quantifying N-nitrosamines in wastewater samples by gas chromatography—triple quadrupole mass spectrometry. *Talanta* 97:256–261. <https://doi.org/10.1016/j.talanta.2012.04.027>
- Zaatari GS, Bazzi A (2019) Impact of the WHO FCTC on non-cigarette tobacco products. *Tob Control* 28:s104–s112. <https://doi.org/10.1136/tobaccocontrol-2018-054346>
- Zheng S, Xia S, Han S et al (2019)  $\beta$ -Cyclodextrin-loaded minerals as novel sorbents for enhanced adsorption of Cd $^{2+}$  and Pb $^{2+}$  from aqueous solutions. *Sci Total Environ* 693:133676. <https://doi.org/10.1016/j.scitotenv.2019.133676>