



HAL
open science

Perspectives on domestication research for sustainable seaweed aquaculture

Myriam Valero, Marie-Laure Guillemain, Christophe Destombe, Bertrand Jacquemin, Claire M.M. Gachon, Yacine Badis, Alejandro H Buschmann, Carolina Camus, Sylvain Faugeron

► To cite this version:

Myriam Valero, Marie-Laure Guillemain, Christophe Destombe, Bertrand Jacquemin, Claire M.M. Gachon, et al.. Perspectives on domestication research for sustainable seaweed aquaculture. *Perspectives in Phycology*, 2017, 4 (1), pp.33-46. <10.1127/pip/2017/0066>. <hal-04043004>

HAL Id: hal-04043004

<https://hal.science/hal-04043004v1>

Submitted on 23 Mar 2023

HAL is a multi-disciplinary open access archive for the deposit and dissemination of scientific research documents, whether they are published or not. The documents may come from teaching and research institutions in France or abroad, or from public or private research centers.

L'archive ouverte pluridisciplinaire **HAL**, est destinée au dépôt et à la diffusion de documents scientifiques de niveau recherche, publiés ou non, émanant des établissements d'enseignement et de recherche français ou étrangers, des laboratoires publics ou privés.



HAL Authorization

1 **Title: Perspectives on domestication research for sustainable seaweed aquaculture**

2

3 Authors: Myriam Valero^{1*}, Marie-Laure Guillemin^{1,2}, Christophe Destombe¹, Bertrand
4 Jacquemin¹, Claire M.M. Gachon³, Yacine Badis³, Alejandro H. Buschmann⁴, Carolina
5 Camus⁴, Sylvain Faugeron^{1,5}

6 ¹ CNRS, UMI 3614 Evolutionary Biology and Ecology of Algae, Sorbonne Universités, UPMC
7 Univ Paris 6, Pontificia Universidad Católica de Chile, Universidad Austral de Chile, Station
8 Biologique de Roscoff, CS 90074, Place Georges Teissier, 29688 Roscoff cedex, France.

9 ² Instituto de Ciencias Ambientales y Evolutivas, Universidad Austral de Chile, Casilla 567,
10 Valdivia, Chile.

11 ³ Scottish Association for Marine Science, Scottish Marine Institute, Oban, PA37 1QA,
12 United Kingdom

13 ⁴ Centro i-mar and CeBiB, Universidad de los Lagos, Camino a Chiquihue km6, Puerto
14 Montt, Chile

15 ⁵ Centro de Conservación Marina, Departamento de Ecología, Facultad de Ciencias
16 Biológicas, Pontificia Universidad Católica de Chile, Casilla 114-D, Chile

17

18 *Author for correspondence

19

20 **Abstract:**

21 In this paper, we address several issues related to seaweed domestication from an
22 evolutionary and ecological perspective. We briefly cover the history of human
23 interactions with seaweed and assess the importance of pre-domestication evolutionary
24 processes. The various steps of the trajectory from wild to domesticated seaweed are
25 discussed for five crop seaweeds (i.e. *Saccharina japonica* (kombu), *Pyropia sp.* (nori),
26 *Undaria pinnatifida* (wakame), *Gracilaria chilensis* (pellilo) and *Kappaphycus sp.*) to
27 evaluate their domestication status. We show that seaweed domestication resulted from
28 long-term interactions between humans, seaweeds, and environmental factors. This
29 interplay has deeply modified the coastal ecosystem — sometimes with very detrimental
30 effects (pests and invasions) — but was a key element in the evolutionary process leading
31 to domestication. We then highlight the challenges for future research on seaweed
32 domestication and show how better integration of knowledge on ecology and genetic

33 diversity of wild populations and on the selective pressures exerted by cultivators can
34 promote sustainable seaweed aquaculture.

35

36 **Keywords:**

37 Domestication, interaction, coevolution, algal resource management, genetic diversity,
38 seaweed cultivation and aquaculture, marine agronomy

39

40

41

42 **Introduction**

43 Domestication is considered a long and complex process during which domesticators
44 select and modify organisms that can thrive in human eco-environments and express
45 traits of interest for human use (Tanno & Wilcox 2006; Larson et al. 2014). Hence,
46 domestication involves a multi-generational relationship between humans and the target
47 organism. Definitions of domestication vary depending on the nature of this relationship
48 and here we adopt the recent definition by Zeder (2015): “a coevolutionary, mutualistic
49 relationship between domesticators and domesticates”. Interestingly, Zeder (2015) draws
50 attention to the fact that domestication should be distinguished from resource
51 management and agriculture even if there is a continuum between these three different
52 but overlapping processes. Management is based on the enhancement of the returns of
53 the resource of interest, agriculture is a provisioning systems on the production and
54 consumption of domesticates, whereas domestication is a coevolving mutualism between
55 the manager and the managed resources. This evolutionary approach to domestication
56 focuses on the processes that intensify a species’ dependence on humans for
57 reproduction and dispersal (Milla et al. 2015). Moreover, because the evolution of a
58 species leads to evolution of its ecological niche (according to ecological niche
59 construction theory), domestication is also associated with ecological changes in the
60 environment driven by humans to optimize the cultivation conditions of the domesticated
61 species (Smith 2016). “This close relationship between humans and their domesticated
62 plants and animals is precisely one of the aspects that makes the study of domestication
63 such a fascinating area of study” (Gepts 2010). Full understanding of the domestication
64 process can only be achieved within a cross-disciplinary framework that brings together
65 genetics, evolutionary biology, ecology, and anthropology (Larson et al. 2014, Zeder 2015,
66 McKey et al. 2010) and can provide important insights into general questions in evolution
67 (Darwin 1859, 1868). In addition, research on the pace and biological consequences of
68 domestication is useful for understanding present-day issues of sustainability and
69 biodiversity loss (Zeder 2015) and can guide the choices that are made in
70 agriculture/aquaculture systems (Bonneuil et al. 2006).

71 The accelerated diversification of seaweed uses in the modern agri-food industry as well
72 as in the pharmaceutical, textile, plastic, biofuel and other industries, is rapidly changing
73 the way we humans interact with this natural resource (Loureiro et al. 2015). In particular,
74 the ever-growing need for raw materials, and the difficulty in sustainably exploiting
75 natural populations, are forcing humans to move from gatherers/fishers to cultivators,
76 and from cultivators to marine agronomists (Buschmann et al. 2014). This latter transition
77 requires a major shift in how scientists, cultivators and farmers, and end-users interact
78 with each other and with the resource. New cultivation processes, adapted from animal
79 and land plant practices, are currently being developed in seaweed aquaculture (Robinson
80 et al. 2013, Hafting et al. 2015), leading humans to influence the fate of natural seaweed
81 populations more and more. However, to what extent human activities have affected

82 seaweed population evolutionary trajectories has yet to be investigated, because our
83 understanding of the on-going domestication processes is only incipient.

84 In this paper, we first briefly cover the history of human interactions with seaweeds and
85 assess the importance of pre-domestication evolutionary processes. Second, we map the
86 progress of seaweed domestication against the typical milestones that have been
87 identified in land plants and animals, and define what we consider as domesticated
88 seaweeds, referring to the above-mentioned evolutionary and ecological definition of
89 domestication. Lastly, we highlight key questions for future research on seaweed
90 domestication and propose directions for sustainable seaweed aquaculture.

91 **History of human interactions with seaweeds**

92 Interactions of humans with seaweeds dates back to the Neolithic times (Dillehay et al.
93 2008, Erlandson et al. 2015, Ainis et al. 2014). The most direct evidence of prehistoric
94 human-seaweed interactions comes from the discovery of remnants of 11 seaweed
95 species at the Monte Verde archaeological site in southern Chile (Dillehay et al. 2008). This
96 discovery attests that seaweeds were gathered and consumed for food or medicine at
97 least 14,500 years ago (Dillehay et al. 2008). The earliest written records of human
98 interaction with seaweeds originate from Japan, where wild seaweed consumption was
99 recorded approximately 1500 years ago (Buchholz et al. 2012). According to ancient
100 Chinese manuscripts, *Ecklonia kurome* growing on the coast of the East China Sea was
101 consumed for its curative effect on goitre more than 1000 years ago (Tseng 1986). Later,
102 *Saccharina japonica* (also called kombu) growing along the Japanese coast and
103 characterized by much larger populations became the most important source of medicinal
104 seaweed (Tseng 1986). In north-western Europe, brown seaweeds, collected at low tide or
105 as beach wrack (also called varech and goemon), were traditionally employed as fuel,
106 fertilizer and cattle feed but rarely as human food (except *Palmaria palmata*, also known
107 as dulse) except during famines (in France and Ireland, Arzel 1987). The industrial use of
108 harvested seaweed (mainly kelp) started during the 18th century for soda ash used in the
109 glass-making industry and later for the extraction of iodine and hydrocolloids (Arzel 1987,
110 Forsythe 2006). In Asia, seaweed cultivation for human food began in the 17th century
111 (nori: *Pyropia* ssp. as *Porphyra* spp., Wheeler et al. 1979). However, after World War II,
112 the chemical industry took over commercial seaweed harvest for the extraction of
113 polysaccharides (Mathieson 1975). The global demand of seaweed products then focused
114 on a reduced number of selected species for which natural stocks became insufficient for
115 their supply (e.g. over-exploitation of *Gracilaria chilensis* in Chile in the 1980s, Buschmann
116 et al. 2008). Encouraged by these demands and in the interest of reducing the over-
117 exploitation of natural resources, seaweed cultivation today is practiced around the world
118 (Rebours et al. 2014). All these human practices have likely modified the traits of
119 harvested or cultivated seaweeds and the quality of their ecosystems. In light of this brief
120 history, seaweed species and their uses are clearly highly specific to local practices and
121 may have changed with time. Moreover, as for domesticated plants and animals, the
122 management of natural populations and the ease of cultivation may have greatly
123 influenced which species were chosen for domestication.

124 **The typical milestones on the domestication trajectory**

125 Though domestication is a continuous and dynamic process, common steps have been
126 recognized both in plants and animals (Meyer & Purugganan 2012, Larson et al. 2014,
127 Milla et al. 2014 and 2015). This trajectory from wild to domesticated species first begins
128 with humans' deliberate care for wild stands, often called pre-domestication. Population
129 management performed to meet human interests, by removing competitors or protecting
130 stands from pests and herbivores, modify the species' environment and therefore the
131 forms and directions of natural selection. Consequently, the target species may evolve
132 with regard to several traits related to adaptation to the human-modified environment
133 (Milla et al. 2014), and become increasingly amenable to cultivation. The second
134 milestone is the control of (sexual or asexual) reproduction, a step that requires empirical
135 knowledge of the local species in its environment. An immediate consequence may be a
136 selective shift as humans started to modify (consciously or not) new traits by choosing the
137 parental individuals. The third step is the spread of organisms among human ecosystems
138 due to exchanges of biological material, leading to rapid geographical radiation of
139 domesticates. During these early stages, humans exert major evolutionary forces on
140 domesticates by amplifying dispersal and by applying selective forces — consciously or
141 unconsciously — that critically modify the species and its ecosystem. Evolutionary
142 divergences emerge between wild and cultivated populations all along these stages. One
143 or several populations of founder gene pools gradually accumulate variable degrees of
144 geographical or genetic isolation from their wild relatives (Figure 1). It is generally thought
145 that this transition lasts several millennia (Smith 1995, Tanno & Willcox 2006) and occurs
146 in different regions (Purugganan & Fuller 2009, Larson et al. 2014). Successive waves of
147 plant domestication have been detected: the domestication of most annual crops from
148 9000 to 4000 BC, followed by most trees from 5000 to 2000 BC, and a third, more
149 contemporary wave of rapid domestication of new crops (e.g. kiwi, cranberry and tropical
150 nut trees) (Meyer et al. 2012). Fuelled by the recent burgeoning of aquaculture around
151 the world, involving a wider variety of organisms with a greater diversity of life forms than
152 found in domesticated land species, the current rate of domestication of new species
153 seems to be faster for marine than for terrestrial organisms (Duarte et al. 2007).

154

155 **An overlooked history of pre-domestication in seaweed**

156 One of the first reviews on seaweed domestication focused on the development of
157 breeding programs and genetic improvement of cultivars (van der Meer 1983). Two
158 domesticated taxa, defined as farmed organisms morphologically or genetically
159 differentiated from their wild ancestors as a result of human selection, were recognized:
160 the Rhodophyta *Pyropia* (as *Porphyra* sp.) and the Phaeophyceae *S. japonica* (as *Laminaria*
161 *japonica*). Other taxa listed as potentially domesticated were *Chondrus crispus*, *Gigartina*
162 *exasperata*, *Gracilaria tikvahiae*, *Kappaphycus* (as *Eucheuma* sp.) because it was possible
163 to select and cultivate fast-growing clones in the laboratory. Based on increased biomass
164 production, Duarte et al. (2007) listed 19 marine plants (including seaweeds) as

165 domesticated, all part of the latest, contemporary domestication wave mentioned above.
166 Although Duarte et al. (2007) included seaweeds in their review, the scarcity of relevant
167 publications probably biased their estimation of seaweed domestication success. A critical
168 examination of the 18 seaweed taxa reveals imprecise taxonomic status, suggesting a
169 three-fold over-estimation of the number of species. Most of the scientific publications on
170 seaweed domestication postdate the review by Duarte et al. (2007), and were driven by
171 the recent rise in seaweed cultivation (Loureiro et al, 2015). However, the importance of
172 seaweed pre-domestication is generally overlooked, partly because marine seaweeds are
173 highly perishable and rarely survive in archaeological records.

174 Below, we assess the domestication status of five cultivated seaweeds (i.e. *S. japonica*
175 (Kombu), *Pyropia sp.* (Nori), *Undaria pinnatifida* (Wakame), *Gracilaria chilensis* (Pelillo)
176 and eucheumatoid carrageenophytes (*Kappaphycus* and *Eucheuma* spp., Table 1) in the
177 light of the domestication trajectory defined above. We focus on evolutionary processes
178 such as artificial selection before cultivation, the interplay between life-history traits and
179 domestication, cultivation-induced genetic bottlenecks, genetic and phenotypic
180 differentiation between wild and cultivated populations, the impact of cultivation on the
181 ecosystem as well as signatures of coevolution between human and seaweeds.

182 **Importance of artificial selection before cultivation**

183 Kombu, wakame and nori all originate from temperate Asia and are used mainly as food
184 for direct human consumption whereas the two others (*Pelillo* and eucheumatoids) are
185 ingredients for the global agri-food industry. Most of these crops show a long history of
186 pre-domestication — dating back from thousands to one hundred years — characterized
187 by the management of wild populations (see references above and Table 1). The
188 importance of artificial selection during this period is difficult to evaluate, yet it is
189 noteworthy that seaweed uses have changed several times (i.e. from medicinal uses to
190 raw products for the chemistry or biochemistry industry, see references above).
191 Therefore, any potential selection exerted by humans in the past likely targeted
192 characters different from the presently selected ones. In contrast, eucheumatoids have no
193 history of pre-domestication, since harvesting started in the 1950s (with cultivation
194 beginning in the 1960s) to supply the phycocolloid industry.

195 **Impact of life-history traits on the process of domestication**

196 The development of massive cultures for seaweed crops was facilitated by the control of
197 their life cycle (either sexual reproduction or vegetative propagation). Wild populations of
198 *Gracilaria* and eucheumatoids show an isomorphic sexual life cycle with both haploid
199 gametophytes and diploid tetrasporophytes growing from spores. These seaweeds are
200 characterized by a perennial holdfast that naturally produces several fronds, each of
201 which can live independently and propagate vegetatively when detached from the
202 parental thallus. For these seaweeds, cultivation techniques have usually relied only on
203 vegetative propagation techniques although *in vitro* shedding of carpospores from wild
204 plants to generate new “seeds” have been attempted (Buschmann et al. 2001, Luhan &

205 Sollesta 2010, Table 1). The other seaweeds (e.g. *Pyropia*, *Saccharina* and *Undaria*) have
206 heteromorphic life cycles in which a single upright frond grows from the holdfast. For
207 these species, natural populations are maintained by sexual reproduction (i.e. spore
208 production, although asexual spores can be produced in some species such as *P.*
209 *haitanensis*, Wang *et al.* 1986). For these species, multi-step cultivation techniques are
210 required to ensure the successful development of each stage of the life cycle in each
211 stage-specific environmental condition (Santelices 1999). Progress in aquaculture initially
212 depended heavily on methods for raising sporelings, such as the one developed in the
213 1950s for *Saccharina* (Zhang *et al.* 2007, Table 1). The development of *Pyropia* cultivation
214 also clearly relied on the understanding and control of the life cycle: the cultivated
215 organism, the macroscopic gametophyte, is based on a microscopic sporophyte (the
216 *conchocelis* phase; Drew 1949); prior to this publication in 1949, the culture of
217 gametophytes relied exclusively on the capture of wild spores (Patwary & van der Meer
218 1992). The control of sexual reproduction eliminates a large amount of uncertainty due to
219 the seasonal fluctuation of natural propagule availability, and allows the development of
220 breeding programmes (for review, see Blouin *et al.* 2011). In haploid-diploid seaweeds,
221 the manipulation of clonal propagation of some life-history stages can facilitate genetic
222 selection. For example, in the brown algae *Macrocystis pyrifera*, the microscopic
223 gametophytic phase can be cloned and stored as germplasm (Buschmann *et al.* 2014,
224 Barrento *et al.* 2016), and repeatedly used in multiple crossing events with varying levels
225 of genetic relatedness.

226 As in terrestrial plants (Meyer *et al.* 2012), these cultivated seaweeds are probably
227 characterized by a shift in their reproductive strategy (i.e. from outcrossing to self-
228 fertilizing or from sexual reproduction to vegetative propagation) between wild
229 populations and cultivated stands. This differentiation in reproduction is a strong evidence
230 for domestication. The shift from sexual reproduction in the wild to vegetative
231 propagation in cultivated farms has been demonstrated for *Gracilaria* (Guillemin *et al.*
232 2008) and probably also occurred in *Kappaphycus* (Ask & Azanza 2002) (Table 1). Clonal
233 propagation enables farmers to selectively multiply superior genotypes and maintain
234 desired phenotypes that would otherwise be lost by recombination during sexual
235 reproduction. In addition, it prevents recombination between selected strains and their
236 wild relatives. Interestingly, unconscious selection during the domestication process
237 favoured diploidy in *Gracilaria* (Guillemin *et al.* 2008, 2014). Due to its genetic advantage
238 (because heterozygosis only operates in diploids, haploids are hemizygous for all genes),
239 selection for diploidy may be the rule in vegetatively propagated haploid-diploid species
240 (Guillemin *et al.* 2008, Krueger Hardfield *et al.* 2016). Clonal propagation has agronomic
241 advantages, such as more rapid growth and greater survival rates (i.e. trade-off between
242 fertility, growth and survival, in *Gracilaria*: Guillemin *et al.* 2014; in *Kappaphycus*: Hurtado
243 *et al.* 2015). Therefore, selection against sexual reproduction is probably strong in
244 vegetatively propagated seaweeds. However, the exclusive use of clonal propagation for
245 crop maintenance, by selecting for sterility, may preclude further breeding improvements
246 (Myles *et al.* 2011).

247 In the three sexually reproducing crops, the difference in mating system between natural
248 populations and cultivated stands is poorly documented. These haploid-diploid dioecious
249 species display unisexual male and female gametophytes. In such species, selfing can
250 occur by cross-fertilization between two gametophytes arising from a single sporophyte
251 (Krueger Hadfield et al. 2015). Inbreeding and selfing are the predominant mating system
252 in cultivated stands, because of (1) the simplicity of the breeding protocol and (2) the cost
253 of sampling and germplasm maintenance. For example, plantlets depend on germplasm
254 collections based on a limited number of parental individuals in *Undaria* (Liu et al. 2014),
255 in *Saccharina* (Zhang et al. 2007, Li et al. 2016) and in *Pyropia* (Bi et al. 2014) (Table 1).
256 Targeted selection of particular traits (frond length and weight, mannitol, alginate,
257 morphology of the blade and tolerance to higher temperature; Li et al. 2007, Li et al. 2016,
258 Zhang et al. 2007) combined with consecutive inbreeding or selfing, gave rise to the first
259 varieties or strains in *Saccharina*. Little is known, about the importance of selfing in the
260 wild for this species, although population genetics tools are available to examine this
261 question (Liu et al. 2012). However, a reduction in productivity of some of these strains
262 has been observed, and has been attributed to inbreeding depression (Liu et al. 2014).
263 Clearly, further studies are required to estimate the effects of a shift in the mating system
264 from outcrossing to selfing.

265 **Dispersal outside of their native range for cultivation: consequences on genetic and** 266 **phenotypic diversity**

267 All cultivated crops have been actively dispersed outside of their native range distribution
268 by humans (Table 1). In vegetatively propagated domesticates, transport over large
269 geographic distances has generated extreme bottlenecks during crop foundation. In
270 *Gracilaria*, reduction in genetic diversity due to a cultivation bottleneck and subsequent
271 clonal propagation has been detected in farms (Guillemin et al. 2008). The cultivation of
272 eucheumatoids now involves 20 tropical countries, often based on small quantities of
273 plants collected in the Philippines (Hurtado et al. 2015). The genetic diversity of cultivars is
274 thus probably extremely reduced compared to natural sexual populations (Halling et al.
275 2013). For crops based on a reduced number of strains, clonality rapidly narrows their
276 genetic background and can lead to greater susceptibility to pathogens, as observed for
277 *Gracilaria* (Leonardi et al. 2006), *Pyropia* (Kim et al. 2014) and eucheumatoids (Loureiro et
278 al. 2015).

279 Such effects of reduced genetic diversity in cultivated stands compared to natural
280 populations has also been reported for some of the three sexually reproducing species (in
281 *Saccharina*: Liu et al. 2012, Table 1). The case of *Undaria* is somewhat different since this
282 species has become invasive in introduced areas (Voisin et al. 2005 and references in
283 Table 1). A comparison between cultivated *Undaria* stands and natural (or escaped to the
284 wild) populations within their natural range and in their introduced range shows that
285 genetic diversity depends on introduction history (i.e. single or multiple introductions,
286 Voisin et al. 2005, Table 1). In conclusion, it is clear that the genetic variability of
287 domesticated seaweeds over their natural distribution range has been very poorly
288 explored (Zuccarello et al. 2006, Loureiro et al. 2015, Barrento et al. 2016). Regardless of

289 the criteria used to select strains from natural variants, the lack of general knowledge on
290 the environmental and genetic drivers of phenotypic diversity suggests that many other
291 interesting traits may be found in the wild stock. In this context, other domestication
292 strategies are being developed for terrestrial species to both minimize the rate of loss of
293 genetic diversity and to encourage local farmers to develop their own local set of cultivars
294 or landraces (Thomas et al. 2011). This approach can be useful for seaweeds that are still
295 mostly managed worldwide by small local fisher communities, such as *Kappaphycus*
296 (Msuya & Porter 2014) and *Gracilaria* (Buschmann et al. 2001).

297 Our understanding of phenotypic changes associated with plant domestication and their
298 possible genetic basis comes from a very low number of well-studied crop models that
299 reproduce sexually (Meyer et al. 2012). Nevertheless, due to recombination, artificial
300 selection in sexual species is more complex and slower than in vegetatively propagated
301 species. It is clear from the literature that asexual plant crops encompass a much broader
302 range of adaptations than sexual ones (McKey et al. 2010). The evolution of domesticated
303 adaptations can be observed after only a few generations of asexual cultivation (Meyer et
304 al. 2012). When recombination occurs, selection associated with domestication should
305 reduce diversity in some restricted regions of the genome, namely those that contain
306 genes controlling traits of human interest (Wang et al. 1999). Conversely, because clonal
307 reproduction mimics a complete physical linkage over the entire genome, intense
308 selection acting on genes controlling traits of human interest affect the whole genome.
309 Interestingly, in their review, McKey et al. (2010) demonstrate that traditional cultivation
310 practices of clonal domesticated plants allow recurrent recruitment of a small amount of
311 sexually produced seeds. These practices thus ensure the maintenance of genotypic
312 diversity and the regular reintroduction of recombination. With the methods of next-
313 generation sequencing, it is now possible to examine genome-wide patterns of
314 polymorphism to identify genomic regions that show signatures of selection (Beaumont &
315 Balding 2004, Nielsen 2005).

316 **Impact of cultivation on the ecosystem**

317 Intensive farming and domestication are commonly accompanied by profound and often
318 irreversible consequences for the environment. Firstly, the commercial introduction of
319 non-native species or genotypes across continents has resulted in many examples of
320 invasion. Cultivars are usually selected for their tolerance to a large set of environmental
321 conditions and fast growth; once selected for, such all-purpose phenotypes represent a
322 risk for native coastal communities where they can compete with, and sometimes
323 outcompete native species (Figure 2). This is the case of *Undaria* that has proven suitable
324 for cultivation in many different regions, and is now rapidly expanding its range — owing
325 to human-mediated, long-distance transportation — even in regions where it is not
326 cultivated (Voisin et al. 2005, Grulois et al. 2011). Biological invasions may strongly modify
327 native seaweed diversity by direct competition and also by increasing the probability of
328 introducing associated pests. The introduction of seaweeds for aquaculture purposes can
329 introduce new pathogens and act as reservoirs for local ones (see Figure 2).

330 A second risk is through the so-called “crop-to-wild” gene flow, well documented in
331 agriculture (Ellstrand et al. 2003, 2013, Campbell et al. 2006). Importantly, for recently
332 domesticated species, an increase in the rate of domestication leads to an increase in the
333 strength of genetic sweeps and diminishes the reproductive isolation of domesticates with
334 their wild counterparts. This pattern is expected because selective sweeps affect only the
335 genomic regions related to the trait conferring the advantage in the new, cultivated
336 environment, whereas the genomic regions determining reproductive isolation are not
337 affected. Such crop-to-wild gene flow can promote the massive spread of the selected
338 alleles, potentially leading to genetic erosion of native populations (Figure 2). In Norway,
339 the cumulative introgression of farmed salmon genotypes ranges from 2% to more than
340 40% in wild populations (Glover et al. 2013). A high level of introgression can thus be
341 observed in some wild Norwegian populations only four decades after farming started.
342 Likewise, hybridization of cultivated seaweeds with native stocks can result in an
343 impoverishment of local genetic diversity, further impacting ecosystem resilience
344 (Hutchings & Fraser 2008). However, to date, gene flow from seaweed breeds into native
345 stocks has been virtually unmeasured. The rapid development of fish, shellfish, and
346 crustacean aquaculture over the past few decades further highlights a third risk that needs
347 to be anticipated. For example, the white spot syndrome virus, first discovered in shrimp
348 farms in the early 1990s, spread globally in less than a decade and now affects roughly
349 100 wild crustacean species, whose populations may act as reservoirs and vectors (Figure
350 2). In any agricultural or aquaculture system, pests typically reduce production yields by a
351 fifth to a third, a rule that also holds true for cultivated seaweeds (Gachon et al. 2010).
352 Because the use of pesticides is inappropriate [and illegal?] in open sea aquaculture,
353 cultivated stands can also act as a reservoir for pests and pathogens that will further affect
354 surrounding natural populations. In all aquaculture sectors, raising awareness of pests and
355 diseases consistently engenders regulations that restrict the movement of broodstock
356 (Stentiford et al. 2010) and imposes rigorous monitoring for symptoms of infectious
357 diseases.

358 **Signal of co-evolution between human and domesticated seaweed**

359 The long-term domesticate-domesticator interaction eventually leads to mutualistic co-
360 evolution (Zeder 2015 and references below). The best-documented examples are the
361 evolution of lactose tolerance in European adults, linked to the appearance of dairy
362 products in their diet during the Neolithic (Beja-Pereira et al. 2003) and the increase in the
363 copy number of salivary amylase genes, related to plant domestication (Perry et al. 2007).
364 Such co-evolution is likely in progress for seaweeds: a recent comparative gut
365 metagenome analysis revealed that Japanese populations host a bacterium encoding
366 horizontally-acquired porphyranase and algarase, conferring higher digestive ability in this
367 population compared to a control population (Hehemann et al. 2010). Studies of
368 domestication in seaweed may thus bring additional clues on how cultural practices may
369 drive selection in humans.

370 **Conclusion**

371 From the examples discussed above, it appears that domestication resulted from a long-
372 term interaction between humans, seaweeds and environmental factors for species such
373 as *Gracilaria* (Figure 3), whereas it was only initiated recently for eucheumatoids (Parker
374 et al. 1974). Even if the recent development of aquaculture suggests fast domestication is
375 affecting seaweeds, the literature suggests a long history of local practices developed by
376 farmers which probably led to pre-domestication and selection of landraces (Figure 1).
377 Some seaweed crops now depend on humans for their reproduction/propagation, and,
378 likewise, some human social structures depend on seaweed resources. This strong
379 interaction has deeply modified the coastal ecosystem, sometimes leading to very
380 detrimental effects (pests and invasions, Figure 2). Further research on seaweed
381 domestication needs to better integrate these different aspects through multidisciplinary
382 approaches. To conclude, we would like to propose some lines of research on the
383 seaweed domestication process that may help the development of sustainable seaweed
384 aquaculture.

385 Understanding which traits and environmental factors are involved in pre-domestication
386 may help breeders and cultivators to select better parental strains for their germplasms,
387 thus optimizing seaweed selection. Furthermore, this selection process may be a
388 cornerstone for the future sustainability of seaweed aquaculture. Ecophysiological
389 experiments on cultivated seaweeds have been conducted for several decades, but should
390 be considered in light of the evolutionary adaptations that can contribute to an efficient
391 cultivation system. For instance, the existence of phenotypic plasticity *versus* local
392 adaptation in shaping the phenotypic variance is largely unexplored, although large
393 phenotypic variance is often reported in association with environmental heterogeneity.
394 The actual heritabilities of traits of interest and the genetic correlations between traits or
395 between life stages of the complex, haploid-diploid life cycle are thus far ignored. This
396 raises the importance of developing the quantitative genetics for complex life cycles.

397 The “green revolution” of the mid-20th century provided significant yield improvement
398 (Khush 2001), at the cost of genetic depression of breeds and massive pesticide and
399 fertilizer use. For increased sustainability, new alternative models based on selection of
400 local variants aim to maintain the genetic diversity necessary for adapting to future
401 climate risks and meeting food security needs (Fowler & Mooney 1990, Jarvis et al. 2008).
402 Because cultivated seaweeds are either wild species or at the very early stages of
403 domestication, the search for a stable, elite phenotype may prove difficult because of the
404 large genetic variance expected in all the traits related to the success of a strain in a
405 cultivation system. In addition, it is likely that high spatio-temporal variability hinders the
406 sustainable use of an elite cultivar because the marine environment cannot be
407 manipulated as easily as terrestrial agricultural landscapes are for water, nutrient supply
408 and pest control. Therefore, elite cultivars should be designed only for indoor cultivation
409 systems, whereas the breeding strategy for mariculture systems should take the
410 constraints of environmental variability into account and exploit rather than reduce the
411 genetic variance of specific traits. Molecular-assisted breeding holds much promise to
412 mitigate the issue of genetic erosion; acquiring in-depth knowledge on polymorphisms in
413 populations can help identify native genetic genotypes containing desirable traits for “à la

414 carte” introgression into local cultivars. Complementary regional efforts to develop full-
415 genotype diversity germplasms should be developed to have backup conservation
416 strategies (Barrento et al. 2016).

417 Thirdly, suitable regulations need to be developed to accompany new cultivation
418 endeavours, in accordance with detailed assessments of the potential environmental risks
419 and a clear understanding of conflicting socio-economic interests (Figure 2; Fröcklin et al.
420 2012). Utmost caution must be applied because of the dispersive characteristics of the
421 marine environment and the lack of reproductive isolation between crop and wild
422 seaweed, for example when considering the potential utilization of transgenesis. Existing
423 European and national regulations restrict the release of organisms in the open sea to
424 endemic strains (e.g. European Regulations No. 708/2007, No. 535/2008 and No.
425 506/2008 amending Annex IV to Council Regulation (EC) No. 708/2007). In such
426 environmental assessments, it is also important to foresee that regulations can be
427 circumvented, as illustrated by the inadvertent introduction of an invasive alga and viruses
428 alongside illegal introductions of the Pacific oyster in Europe (Mineur et al. 2014), and the
429 illegal cultivation of *Kappaphycus alvarezii* in northern Brazil (Araujo et al. 2013) .

430

431 In conclusion, research on seaweed domestication should be oriented towards
432 management practices and breeding strategies that allow the maintenance of the
433 domesticates’ evolutionary potential. This may include the choice of source populations
434 and the selection of varieties suitable for sustainable agricultural systems in the context of
435 spatial and temporal environmental variability, given the difficulty to standardize
436 cultivation conditions in the open sea. Optimization of phenotypic variance (and the
437 underlying genetic diversity), rather than minimizing it to homogenize the production, will
438 require a paradigm shift in breeding strategies and a new definition of research goals.
439 Ultimately, the dynamic management of seaweed diversity should promote the
440 development of innovative sustainable aquaculture ecosystems that can adapt to the
441 specificities of the marine environment.

442 **Acknowledgments:**

443 MV, CD, BJ, MLG and SF benefited from the support of the French National Research
444 Agency with regard to an investment expenditure programme IDEALG (ANR-10-BTBR-04),
445 and from the international research network BioDiversity, Evolution and Biotechnology of
446 Marine Algae (GDRI No.0803). AHB, CC and SF were supported by CONICYT grant FB-0001
447 and SF by Iniciativa Científica Milenio grant ICM P10-033F. CMMG and YB were funded by
448 the UK NERC Global Seaweed project (IOF Pump-priming + scheme, NE/L013223/1).
449 FONDECYT grant No. 1130797 (CONICYT) to MLG is also acknowledged.

450 **References:**

- 451 Ainis, A.F., Vellanoweth, R.L., Lapeña, Q.G. & Thornber, C.S. (2014): Using non-dietary
452 gastropods in coastal shell middens to infer kelp and seagrass harvesting and
453 paleoenvironmental conditions. – J. Arch. Sci. 49: 343-360.
- 454 Alveal, K., Romo, H., Werlinger, C., Oliveira, E. (1997): Mass cultivation of the agar-
455 producing alga *Gracilaria chilensis* (Rhodophyta) from spores. – Aquaculture 148: 77-83.
- 456 Araujo, P.G., Miranda, G.E., Barros-Barreto, M.B. & Fujii, M.T. (2013): Molecular
457 identification of the exotic lineage of *Kappaphycus alvarezii* (Rhodophyta, Solieriaceae)
458 cultivated in the tropical region of Brazil. – Phytotaxa 109: 17-26.
- 459 Arzel, P. (1987): Les goémoniers. – Chasse-Marée, Editions de l'Estran, Douarnenez,
460 France.
- 461 Ask, E.I. & Azanza, R.V. (2002): Advances in cultivation technology of commercial
462 eucaumatoid species: a review with suggestions for future research. – Aquaculture 206:
463 257-277.
- 464 Barrento, S., Camus, C., Sousa-Pinto, I. & Buschmann, A.H. (2016): Germplasm banking of
465 the giant kelp: Our biological insurance in a changing environment. – Algal Res. 13: 134–
466 140.
- 467 Beaumont, M.A. & Balding, D.J. (2004): Identifying adaptive genetic divergence among
468 populations from genome scans. – Mol. Ecol. 13: 969-980.
- 469 Beja-Pereira, A., Luikart, G., England, P.R., Bradley, D.G., Jann, O.C., Bertorelle, G.,
470 Chamberlain, A.T., Nunes, T.P., Metodiev, S., Ferrand, N. & Erhardt, G. (2003): Gene-
471 culture coevolution between cattle milk protein genes and human lactase genes. – Nat.
472 Genet. 35: 311-313.
- 473 Beveridge, M.C. & Little, D.C. (2002): The history of aquaculture in traditional societies. In
474 Costa-Pierce B.A. (Ed), Ecological aquaculture: The evolution of the Blue Revolution. John
475 Wiley and Sons Inc; New York,USA. pp: 3-29.
- 476 Bi, Y.H., Wu, Y.Y. & Zhou, Z.G. (2014): Genetic diversity of wild population of *Pyropia*
477 *haitanensis* based on SSR analysis. – Biochem. Syst. Ecol. 54: 307-312.
- 478 Blouin, N.A., Brodie, J.A., Grossman, A.C., Xu, P. & Brawley, S.H. (2011): *Porphyra*: a
479 marine crop shaped by stress. – Trends Plant Sci. 16: 29-37.
- 480 Bonneuil, C., Demeulenaere, E., Thomas, F., Joly, P.B. & Allaire, G. (2006): Innover
481 autrement ? La recherche face à l'avènement d'un nouveau régime de production et de
482 régulation des savoirs en génétique végétale. — Dossiers de l'environnement de l'INRA.
483 29-51.

- 484 Buchholz, C.M., Krause, G. & Buck, B.H. (2012): Seaweed and man. In Wienke C. & Bischof
485 K. (Eds), Seaweed Biology. Springer-Verlag; Berlin, Heidelberg. pp. 471-493.
- 486 Buschmann, A.H., Correa, J.A., Westermeier, R., Hernandez-Gonzalez, M.C. &
487 Norambuena, R. (2001): Red algal farming in Chile: a review. – Aquaculture 194: 203-220.
- 488 Buschmann, A.H., Hernández-González, M.C. & Varela, D.A. (2008): Seaweed future
489 cultivation in Chile: perspectives and challenges. — Int. J. Env. Poll. 33: 432–456.
- 490 Buschmann, A.H. & Kuschel, F.A. (1988): Cultivo intermareal de *Gracilaria* sp: colonización
491 de esporas e interacción con *Ulva lactuca*. – Biota 4: 107-113.
- 492 Buschmann, A.H., Kuschel, F.A., Vergara, P.A. & Schulz, J. (1992): Intertidal *Gracilaria*
493 farming in southern Chile: differences of the algal provenance. – Aquatic Bot. 42:327-337.
- 494 Buschmann, A.H., Prescott, S., Potin, P., Faugeton, S., Vásquez, J.A., Camus, C., Infante, J.,
495 Hernandez-Gonzalez, M.C., Gutierrez, A. & Varela, D.A. (2014): The status of kelp
496 exploitation and marine agronomy, with emphasis on *Macrocystis pyrifera*, in Chile. – Adv.
497 Bot. Res. 71: 161-188.
- 498 Buschmann, A.H., Retamales, C.A. & Figueroa, C. (1997): Ceramialean epiphytism in an
499 intertidal *Gracilaria chilensis* (Rhodophyta) bed in southern Chile. – J. Appl. Phycol. 9: 129-
500 135.
- 501 Campbell L.G., Snow A.A. & Ridley C.E. (2006): Weed evolution after crop gene
502 introgression: greater survival and fecundity of hybrids in a new environment. — Ecol.
503 Lett. 9: 1198-1209.
- 504 Critchley, A., Largo, D., Wee, W., Bleicher L'honneur, G., Hurtado, A. & Schubert, J. (2004):
505 A preliminary summary on *Kappaphycus* farming and the impact of epiphytes. – Jap. J.
506 Phycol. 52: 231-232.
- 507 Darwin C. (1859). The origin of species. – John Murray, London, UK.
- 508 Darwin, C. (1868). The variation of animals and plants under domestication. – John
509 Murray, London, UK.
- 510 Dillehay, T.D., Ramirez, C., Pino, M., Collins, M.B., Rossen, J. & Pino-Navarro, J. (2008):
511 Monte Verde: seaweed, food, medicine, and the peopling of South America. – Science
512 320: 784-786.
- 513 Duarte, C.M., Marbá, N. & Holmer, M. (2007): Rapid Domestication of Marine Species. –
514 Science 316: 382-383.

- 515 Drew, K.M. (1949): Conchocelis-phase in the life-history of *Porphyra umbilicalis* (L.) Kütz. –
516 Nature 164: 748-749.
- 517 Ellstrand, N.C. (2003): Current knowledge of gene flow in plants: implications for
518 transgene flow. – Phil. Trans. R. Soc. London B: Biol. Sci. 358: 1163-1170.
- 519 Ellstrand, N.C., Meirmans, P., Rong, J., Bartsch, D., Ghosh, A., de Jong, T.J., Haccou, P., Lu,
520 B.R., Snow, A.A., Stewart, C.N., Strasburg, J.L., van Tienderen, P.H., Vrieling, K. & Hoofman
521 D. (2013): Introgression of crop alleles into wild or weedy populations. — Annu. Rev. Ecol.
522 Evol. Syst. 44: 325-345.
- 523 Erlandson, J.M., Braje, T.J, Gill, K.M. & Graham M. (2015): Ecology of the kelp highway: Did
524 marine resources facilitate human dispersal from Northeast Asia to the Americas? — J.
525 Island Coastal Archaeol. 10: 392-411,
- 526 Floc'h J. Y., Pajot R. & Wallentinus I. (1991): The Japanese brown alga *Undaria pinnatifida*
527 on the coast of France and its possible establishment in European waters. — ICES J. Mar.
528 Sci., 47: 379-390.
- 529 Forsythe, W. (2006): The archaeology of the kelp industry in the northern islands of
530 Ireland. – Int. J. Nautical Archaeol. 35: 218-229.
- 531 Fowler, C. & Mooney, P. (1990): Shattering: food, politics, and the loss of genetic diversity.
532 – University of Arizona Press, Tucson, USA.
- 533 Fröcklin, S., de La Torre-Castro, M., Lindström M, L., Jiddawi, N.S. & Msuya, F.E. (2012):
534 Seaweed mariculture as a development project in Zanzibar, East Africa: A price too high to
535 pay? – Aquaculture 356: 30-39.
- 536 Gachon, C.M., Sime-Ngando, T., Strittmatter, M., Chambouvet, A. & Kim, G.H. (2010): Algal
537 diseases: spotlight on a black box. – Trends Plant Sci. 15: 633-640.
- 538 Gao, X., Endo, H., Taniguchi, K., & Agatsuma, Y. (2013): Genetic differentiation of high-
539 temperature tolerance in the kelp *Undaria pinnatifida* sporophytes from geographically
540 separated populations along the Pacific coast of Japan. J. Appl. Phycol. 25: 567-574.
- 541 Gepts, P. (2010): Crop domestication as a long-term selection experiment. – Plant
542 Breeding Rev. 24: 1-44.
- 543 Glémin S. & Bataillon T. (2009): A comparative view of the evolution of grasses under
544 domestication. — New Phytol. 183: 273–290.
- 545 Glover, K.A., Pertoldi, C., Besnier, F., Wennevik, V., Kent, M. & Skaala, Ø. (2013): Atlantic
546 salmon populations invaded by farmed escapees: quantifying genetic introgression with a
547 Bayesian approach and SNPs. – BMC Genetics 14: 1.

- 548 Guillemin, M.-L., Faugeron, S., Destombe, C., Viard, F., Correa, J.A. & Valero, M. (2008):
549 Genetic variation in wild and cultivated populations of the haploid diploid red alga
550 *Gracilaria chilensis*: How farming practices favor asexual reproduction and heterozygosity.
551 – Evolution 62: 1500-1519.
- 552 Guillemin, M., Valenzuela, P., Gaitán-Espitia, J. & Destombe, C. (2014): Evidence of
553 reproductive cost in the triphasic life history of the red alga *Gracilaria chilensis*
554 (Gracilariales, Rhodophyta). – J. Appl. Phycol. 26: 569-575.
- 555 Grulois, D., Lévêque, L., Viard, F., Frangoudes, K. & Valero, M. (2011): Mosaic genetic
556 structure and sustainable establishment of the invasive kelp *Undaria pinnatifida* within a
557 bay (Bay of St-Malo, Brittany). – Cah. Biol. Mar. 52: 485-498.
- 558 Halling, C., Wikström, S.A., Lilliesköld-Sjö, G., Mörk, E., Lundsør, E. & Zuccarello, G.C.
559 (2013): Introduction of Asian strains and low genetic variation in farmed seaweeds:
560 indications for new management practices. – J. Appl. Phycol. 25: 89-95.
- 561 Hafting, J.T., Craigie, J.S., Stengel, D.B., Loureiro, R.R., Buschmann, A.H., Yarish, C.,
562 Edwards, M.D. & Critchley, A.T. (2015): Prospects and challenges for industrial production
563 of seaweed bioactives. – J. Phycol. 51: 821-837.
- 564 Hayashi, L., Hurtado, A.Q., Msuya, F.E., Bleicher-Lhonneur, G. & Critchley, A.T. (2010): A
565 review of *Kappaphycus* farming: prospects and constraints. In Israel A., Einav R. &
566 Seckbach J. (Eds), Seaweeds and their role in globally changing environments; Springer.
567 pp. 251-283.
- 568 Hehemann, J.H., Correc, G., Barbeyron, T., Helbert, W., Czjzek, M. & Michel, G. (2010):
569 Transfer of carbohydrate-active enzymes from marine bacteria to Japanese gut
570 microbiota. – Nature 464: 908-912.
- 571 Hurtado, A., Critchley, A., Trespoey, A. & Bleicher-Lhonneur, G. (2008): Growth and
572 carrageenan quality of *Kappaphycus striatum* var. *sacol* grown at different stocking
573 densities, duration of culture and depth. – J. Appl. Phycol. 20: 551-555.
- 574 Hurtado, A.Q., Gerung, G.S., Yasir, S., Critchley, A.T. (2014): Cultivation of tropical red
575 seaweeds in the BIMP-EAGA region. – J. Appl. Phycol. 26: 707–718.
- 576 Hurtado, A.Q., Neish, I.C. & Critchley, A.T. (2015): Developments in production technology
577 of *Kappaphycus* in the Philippines: more than four decades of farming. – J. Appl. Phycol.
578 27: 1945-1961.
- 579 Hurd, C. L., Harrison, P. J., Bischof, K., & Lobban, C. S. (2014). Seaweed Ecology and
580 Physiology. – Cambridge University Press. 562 p.

- 581 Hutchings, J.A. & Fraser, D.J. (2008): The nature of fisheries- and farming-induced
582 evolution. — *Mol. Ecol.* 17: 294-313.
- 583 Hwang, E.K., Gong, Y.G. & Park, C.S. (2012): Cultivation of a hybrid of free-living
584 gametophytes between *Undariopsis peterseniana* and *Undaria pinnatifida*: morphological
585 aspects and cultivation period. *J. Appl. Phycol.* 24: 401-408.
- 586 Jarvis, D.I., Brown, A.H., Cuong, P.H., Collado-Panduro, L., Latournerie-Moreno, L.,
587 Gyawali, S., Tanto, T., Sawadogo, M., Mar, I. & Sadiki, M. (2008): A global perspective of
588 the richness and evenness of traditional crop-variety diversity maintained by farming
589 communities. — *Proc. Nat. Acad. Sci.* 105: 5326-5331.
- 590 Khush, G.S. (2001): Green revolution: the way forward. — *Nat. Rev. Gen.* 2: 815-822.
- 591 Kim, G.H., Moon, K.-H., Kim, J.-Y., Shim, J. & Klochkova, T.A. (2014): A revaluation of algal
592 diseases in Korean *Pyropia (Porphyra)* sea farms and their economic impact. — *Algae* 29:
593 249.
- 594 Kuschel, F. & Buschmann, A.H. (1991): Abundance, effects and management of epiphytism
595 in intertidal cultures of *Gracilaria* (Rhodophyta) in southern Chile. — *Aquaculture* 92: 7-19.
- 596 Krueger-Hadfield, S.A., Roze, D., Correa, J.A., Destombe, C. & Valero, M. (2015): O father
597 where art thou? Paternity analyses in a natural population of the haploid-diploid seaweed
598 *Chondrus crispus*. — *Heredity* 114: 185-194.
- 599 Krueger-Hadfield, S.A., Kollars, N.M., Byers, J.E., Greig, T.W., Hammann, M., Murray, D.C.,
600 Murren, C.J., Strand, A.E., Terada, R., Weinberger, F. & Sotka, E.E. (2016): Invasion of novel
601 habitats uncouples haplo-diplontic life cycles. — *Mol. Ecol.* DOI: 10.1111/mec.13718.
- 602 Larson, G., Piperno, D.R., Allaby, R.G., Purugganan, M.D., Andersson, L., Arroyo-Kalin, M.,
603 Barton, L., Vigueira, C.C., Denham, T. & Dobney, K. (2014): Current perspectives and the
604 future of domestication studies. — *Proc. Nat. Acad. Sci.* 111: 6139-6146.
- 605 Leonardi, P., Miravalles, A., Faugeron, S., Flores, V., Beltrán, J. & Correa J. (2006): Diversity,
606 phenomenology and epidemiology of epiphytism in farmed *Gracilaria chilensis*
607 (Rhodophyta) in northern Chile. *Eur. J. Phycol.* 41: 247-257.
- 608 Li, D., Zhou, Z.-G., Liu, H. & Wu, C. (1999): A new method of *Laminaria japonica* strain
609 selection and sporeling raising by the use of gametophyte clones. In Sixteenth
610 International Seaweed Symposium, pp. 473-476. — Springer.
- 611 Li X., Cong Y., Yang G., Shi Y., Qu S., Li Z., Wang G., Zhang Z., Luo S., Dai H., Xie J., Jiang G.,
612 Liu J. & Wang T. (2007): Trait evaluation and trial cultivation of Dongfang No. 2, the hybrid
613 of a male gametophyte clone of *Laminaria longissima* (Laminariales, Phaeophyta) and a
614 female one of *L. japonica*. — *J. Appl. Phycol.* 19:139–151

615 Li X., Liu J., Cong Y., Qu S., Zhang Z., Dai H., Luo S., Han X., Huang S., Wang Q., Liang G., Sun
616 J., Jin Y., Wang D. & Yang G. (2008): Breeding and trial cultivation of Dongfang No. 3, a
617 hybrid of *Laminaria* gametophyte clones with a more than intraspecific but less than
618 interspecific relationship. — *Aquaculture* 280:76–80

619 Li, X., Zhang, Z., Qu, S., Liang, G., Zhao, N., Sun, J., Song, S., Cao, Z., Li, X. & Pan, J. (2016):
620 Breeding of an intraspecific kelp hybrid Dongfang no. 6 (*Saccharina japonica*,
621 Phaeophyceae, Laminariales) for suitable processing products and evaluation of its culture
622 performance. – *J. Appl. Phycol.* 28: 439-447.

623 Liu, T., Wang, S., Zhang, D., Cui, G., Li, W., Shu, Z., Wu, T., Li, X., You, J.X., Huang, F.L.,
624 Wang, X.B. & Lin, D.H. (1981): Studies on the artificial propagation of *Porphyra haitanensis*
625 (T.J. Chang et B.F. Zheng) in China. – *Mar. Fish. Res.* 1981-02

626 Liu, F., Yao, J., Wang, X., Reprikova, A., Galanin, D.A. & Duan, D. (2012): Genetic diversity
627 and structure within and between wild and cultivated *Saccharina japonica* (Laminariales,
628 Phaeophyta) revealed by SSR markers. – *Aquaculture* 358: 139-145.

629 Liu, F., Sun, X., Wang, F., Wang, W., Liang, Z., Lin, Z. & Dong, Z. (2014): Breeding, economic
630 traits evaluation, and commercial cultivation of a new *Saccharina* variety B Huangguan No.
631 1. — *Aquacult. Int.* 22: 1665-1675

632 Loureiro, R., Gachon, C.M. & Rebours, C. (2015): Seaweed cultivation: potential and
633 challenges of crop domestication at an unprecedented pace. – *New Phytol.* 206: 489-492.

634 Luhan, M.R.J. & Sollesta, H. (2010): Growing the reproductive cells (carospores) of the
635 seaweed, *Kappaphycus striatum*, in the laboratory until outplanting in the field and
636 maturation to tetrasporophyte. – *J. Appl. Phycol.* 22: 579-585.

637 Mathieson, A.C. (1975): Seaweed Aquaculture. – *Mar. Fish. Rev.* 37: 2-14.

638 McHugh, D.J. (2003): A guide to the seaweed industry. Food and Agriculture Organization
639 of the United Nations Rome, Italy.

640 McKey, D., Elias, M., Pujol, B. & Duputié, A. (2012): Ecological Approaches to Crop
641 Domestication. In Gepts P. (Ed), *Biodiversity in Agriculture: Domestication, Evolution, and*
642 *Sustainability*. Cambridge Univ. Press; Cambridge, UK. pp: 377-406.

643 McKey, D., Elias, M., Pujol, B. & Duputié, A. (2010): The evolutionary ecology of clonally
644 propagated domesticated plants. – *New Phytol.* 186: 318-332.

645 Meyer, R.S., Duval, A.E. & Jensen, H.R. (2012): Patterns and processes in crop
646 domestication: an historical review and quantitative analysis of 203 global food crops. –
647 *New Phytol.* 196: 29-48.

- 648 Meyer, R.S. & Purugganan, M.D. (2013): Evolution of crop species: genetics of
649 domestication and diversification. – Nat. Rev. Gen. 14: 840-852.
- 650 Milla R. & Morente-López J., Alonso-Rodrigo J.M., Martín-Robles N., Stuart Chapin III F.
651 (2014): Shifts and disruptions in resource-use trait syndromes during the evolution of
652 herbaceous crops. – Proc. R. Soc. B 281: 1429-.
- 653 Milla R., Osborne C.P., Turcotte M.M. & Violle C. (2015): Plant domestication through an
654 ecological lens. – Trends Ecol. Evol. 30: 463–469
- 655 Mineur, F., Le Roux, A., Maggs, C.A. & Verlaque, M. (2014): Positive feedback loop
656 between introductions of non-native marine species and cultivation of oysters in Europe.
657 – Cons. Biol. 28: 1667-1676.
- 658 Miura, A. (1990): Present trends and perspective in *Porphyra* (Nori) breeding-Genetics of
659 pigmentation mutants in *Porphyra yezoensis*: Development origin of variegated
660 gametophytic thalli. – Suisan Ikushu 15: 19-30.
- 661 Msuya, F.E. & Porter, M. (2014): Impact of environmental changes on farmed seaweed
662 and farmers: the case of Songo Island, Tanzania. – J. Appl. Phycol. 26: 2135-2141.
- 663 Myles, S., Boyko, A.R., Owens, C.L., Brown, P.J., Grassi, F., Aradhya, M.K., Prins, B.,
664 Reynolds, A., Chia, J.M. & Ware, D. (2011): Genetic structure and domestication history of
665 the grape. – Proc. Nat. Acad. Sci. 108: 3530-3535.
- 666 Nielsen, R. (2005): Molecular signatures of natural selection. – Annu. Rev. Genet. 39: 197-
667 218.
- 668 Niwa, K., Iida, S., Kato, A., Kawai, H., Kikuchi, N., Kobiyama, A. & Aruga, Y. (2009): Genetic
669 diversity and introgression in two cultivated species (*Porphyra yezoensis* and *Porphyra*
670 *tenera*) and closely related wild species of *Porphyra* (Bangiales, Rhodophyta)(1). – J.
671 Phycol. 45: 493-502.
- 672 Patwary, M.U. & Van Der Meer, J.P. (1992): Genetics and breeding of cultivated seaweeds.
673 – Korean J. Phycol. 7: 281-318.
- 674 Perry, G.H., Dominy, N.J., Claw, K.G., Lee, A.S., Fiegler, H., Redon, R., Werner, J., Villanea,
675 F.A., Mountain, J.L. & Misra, R. (2007): Diet and the evolution of human amylase gene
676 copy number variation. – Nat. Genetics 39: 1256-1260.
- 677 Perez, R., Kaas, R. & Barbaroux, O. (1984): Culture expérimentale de l'algue *Undaria*
678 *pinnatifida* sur les côtes de France. – Science et pêche 343: 3-16
- 679 Purugganan, M.D. & Fuller, D.Q. (2009): The nature of selection during plant
680 domestication. – Nature 457: 843-848.

- 681 Rebour, C., Marinho-Soriano, E., Zertuche-González, J.A., Hayashi, L., Vásquez, J.A.,
682 Kradolfer, P., Soriano, G., Ugarte, R., Abreu, M.H. & Bay-Larsen, I. (2014): Seaweeds: an
683 opportunity for wealth and sustainable livelihood for coastal communities. — J. Appl.
684 Phycol. 26: 1939–1951.
- 685 Robinson, N., Winberg, P. & Kirkendale, L. (2013): Genetic improvement of macroalgae:
686 status to date and needs for the future. – J. Appl. Phycol. 25: 703-716.
- 687 Sahoo, D. & Yarish, C. (2005): Mariculture of seaweeds. In Andersen R.A. (Ed), Algal
688 Culturing Techniques. Academic Press; New York, USA. pp: 219-237.
- 689 Saito, Y. (1975). *Undaria*. In Tokida J. & Hirose H. (Ed), Advance of Phycology in Japan, Junk
690 Publishers; The Hague. pp 304-320.
- 691 Santelices, B. & Doty, M. (1989): A review of *Gracilaria* farming. – Aquaculture 78: 95-133.
- 692 Santelices, B. (1999): A conceptual framework for marine agronomy. – Hydrobiologia
693 398/399: 15-23.
- 694 Santelices, B. & Ugarte, R. (1987): Production of Chilean *Gracilaria*: problems and
695 perspectives. – Hydrobiologia 151/152: 295–299.
- 696 Schaffelke, B., Smith, J. E. & Hewitt, C. L. (2006). Introduced macroalgae—a growing
697 concern. In Eighteenth International Seaweed Symposium (pp. 303-315). Springer
698 Netherlands.
- 699 Schaffelke, B. & Hewitt, C. L. (2007). Impacts of introduced seaweeds. – Bot. Mar. 50: 397-
700 417.
- 701 Shan, T.F., Pang, S.J., Zhang, Y.R., Yakovleva, I.M. & Skriptsova, A.V. (2011): An AFLP-based
702 survey of genetic diversity and relationships of major farmed cultivars and geographically
703 isolated wild populations of *Saccharina japonica* (Phaeophyta) along the northwest coasts
704 of the Pacific. – J. Appl. Phycol. 23: 35-45.
- 705 Shan, T.F., Pang, S.J., Li, J. & Gao, S.K. (2015): Breeding of an elite cultivar Haibao No. 1 of
706 *Undaria pinnatifida* (Phaeophyceae) through gametophyte clone crossing and consecutive
707 selection. — J. App. Phycol. DOI: 10.1007/s10811-015-0748-5.
- 708 Shibneva, S. Y., Skriptsova, A. V., Shan, T. F. & Pang, S. J. (2013). The different morphs of
709 *Undaria pinnatifida* (Phaeophyceae, Laminariales) in Peter the Great Bay (Sea of Japan)
710 are phenotypic variants: direct evidence. J. App. Phycol. 25: 1909-1916.
- 711 Smith, B.D. (1995): The emergence of agriculture. —Scientific American Library, New York,
712 USA.

- 713 Smith B.D. (2016): Neo-Darwinism, niche construction theory, and the initial
714 domestication of plants and animals. — *Evol. Ecol.* 30: 307-324
- 715 Stentiford, G., Oidtmann, B., Scott, A. & Peeler, E. (2010): Crustacean diseases in European
716 legislation: implications for importing and exporting nations. – *Aquaculture* 306: 27-34.
- 717 Tanno K. & Willcox G. (2006): How fast was wild wheat domesticated? — *Science* 311:
718 1886-1886.
- 719 Thomas, M., Dawson, J.C., Goldringer, I. & Bonneuil, C. (2011): Seed exchanges, a key to
720 analyze crop diversity dynamics in farmer-led on-farm conservation. – *Genetic Resources*
721 *and Crop Evolution* 58: 321-338.
- 722 Trono Jr, G. (1990): Lessons from the history of seaweed culture in the Philippines and the
723 trend of seaweed farming in Southeast Asia. In *Regional Workshop on Seaweed Culture*
724 *and Marketing, Suva (Fiji), 14-17 Nov 1989.*
- 725 Trono Jr, G., Lluisma, A.O. & Montano, M.N.E. (2000): Primer on farming and strain
726 selection of *Kappaphycus* and *Eucheuma* in the Philippines. Marine Science Institute,
727 United Nations Development Programme & Philippine Council for Aquatic and Marine
728 Research and Development. Quezon City.
- 729 Tseng, C.K. (1958): *Laminaria* cultivation and research in China. In: *Proceedings of the*
730 *Second Conference of the Western Pacific Fisheries and Oceanological Research*
731 *Committee.* Science Press; Beijing. pp. 31-43
- 732 Tseng, C.K. (1981): Commercial cultivation. In Lobban, C.S., Wynne, M.J. (Eds), *The Biology*
733 *of Seaweeds.* Univ. of California Press, pp. 680-725
- 734 Tseng, C.K. (1986): *Laminaria* mariculture in China. In: Doty, M.S., Caddy, J.F., Santelices,
735 B. (Eds.) *Case of Studies of seven commercial seaweed resources.* FAO Fisheries Technical
736 *Papers.* Food and Agriculture Organization of the United Nations; Rome. pp. 239-263.
- 737 Uwai, S., Yotsukura, N., Serisawa, Y., Muraoka, D., Hiraoka, M. & Kogame, K. (2006).
738 Intraspecific genetic diversity of *Undaria pinnatifida* in Japan, based on the mitochondrial
739 *cox3* gene and the ITS1 of nrDNA. — *Hydrobiologia* 553: 345-356.
- 740 van der Meer J.P. (1983): The domestication of seaweeds. — *BioScience* 33: 172 176.
- 741 Voisin, M., Engel, C. R. & Viard, F. (2005). Differential shuffling of native genetic diversity
742 across introduced regions in a brown alga: aquaculture vs. maritime traffic effects. - *Proc.*
743 *Nat. Acad. Sci.* 102: 5432-5437.
- 744 Wang, R.-L., Stec, A., Hey, J., Lukens, L. & Doebley, J. (1999): The limits of selection during
745 maize domestication. – *Nature* 398: 236-239.

- 746 Wang, S., Xiaoping, Z. & Yunlong, X.Z.S. (1986): a study on the cultivation of the vegetative
747 cells and protoplasts of *P. haitanensis* I. [J]. – *Oceano. Limnol. Sinica* 3: 004.
- 748 Wheeler, W., Neushul, M. & Woessner, J. (1979): Marine agriculture: progress and
749 problems. – *Cell. Mol. Life Sci.* 35: 433-435.
- 750 Xie, C., Chen, C., Ji, D., Zhao, G., Xu, Y. & Shi, X. (2010): Construction of DNA fingerprinting
751 database of germplasm materials of *Porphyra haitanensis*. – *J. Fish. China* 34: 733-740.
- 752 Yamanaka, R. & Akiyama, K. (1993): Cultivation and utilization of *Undaria pinnatifida*
753 (wakame) as food. – *J. Appl. Phycol.* 5: 249-253.
- 754 Yan, X.H., Li, L. & Aruga, Y. (2005): Genetic analysis of the position of meiosis in *Porphyra*
755 *haitanensis* Chang et Zheng (Bangiales, Rhodophyta). – *J. Appl. Phycol.* 17: 467-473.
- 756 Yan, X.H., Lv, F., Liu, C.J. & Zheng, Y.F. (2010): Selection and characterization of a high-
757 temperature tolerant strain of *Porphyra haitanensis* Chang et Zheng (Bangiales,
758 Rhodophyta). – *J. Appl. Phycol.* 22: 511-516.
- 759 Zeder, M.A. (2015): Core questions in domestication research. – *Proc. Nat. Acad. Sci.* 112:
760 3191-3198.
- 761 Zhang, Q.S., Tang, X.X., Cong, Y.Z., Qu, S.C., Luo, S.J. & Yang, G.P. (2007): Breeding of an
762 elite *Laminaria* variety 90-1 through inter-specific gametophyte crossing. – *J. Appl. Phycol.*
763 19: 303-311.
- 764 Zhao, X.B., Pang, S.J., Liu, F., Shan, T.F., Li, J., Gao, S.Q. & Kim, H.G. (2016): Intraspecific
765 crossing of *Saccharina japonica* using distantly related unialgal gametophytes benefits
766 kelp farming by improving blade quality and productivity at Sanggou Bay, China. – *J. Appl.*
767 *Phycol.* 28: 449-455.
- 768 Zuccarello, G.C., Critchley, A.T., Smith, J., Sieber, V., Lhonneur, G.B. & West, J.A. (2006):
769 Systematics and genetic variation in commercial shape *Kappaphycus* and shape *Eucheuma*
770 (Solieriaceae, Rhodophyta). – *J. Appl. Phycol.* 18: 643-651.

771

772

773 **Figure Legends:**

774 **Figure 1: An overview of the domestication process in seaweeds, and the demographic,**
775 **genetic and phenotypic changes involved (modified from Glemin et al. 2009).**

776 A schematic outline of the demographic history of a seaweed crop including a series of
777 nested bottlenecks from wild populations (represented as ovals), and from successive
778 cultivated strands (as rectangles). Gene flow between the seaweed crop and wild
779 populations is indicated with black double-arrows. Both bottleneck and gene flow are
780 integral parts of seaweed domestication history and have opposing effects on genetic
781 diversity. Colours and motifs represent genetic diversity.

782 a: the first bottleneck corresponding to the cultivation of a few individuals collected from
783 natural populations and able to grow in a new human-influenced environment; b:
784 extension of the cultivated genotypes by farming and selection of individuals that present
785 the best characteristics according to local conditions; c: the second bottleneck
786 corresponding to the selection of cultivars and varieties from a few cultivated individuals;
787 d: selection of a mixture of individuals adapted to local farming practices (landraces).

788 For seaweeds cultivated exclusively through vegetative propagation, i.e. repeated cutting
789 of young branches from the same plant to form 'plantlets' (as performed for *Kappaphycus*
790 and *Gracilaria*), the domestication process can be far more faster and completed in less
791 than 50 years. Further to their domestication, these two seaweeds represent a limited
792 genetic stock (Hurtado et al. 2014, Guillemin et al. 2008).

793

794 **Fig. 2.** Effect of cultivation on the ecosystem: interaction between wild populations and
795 cultivated stands. Three types of biological interactions between wild and cultivated
796 stocks may contribute to the environmental footprint of seaweed domestication: Genetic
797 selection and subsequent crop-to-wild gene flow may affect both allelic frequencies and
798 genetic structure in wild populations. Pathogens can also mediate similar interactions;
799 escapees may also compete with native plants for habitat and reproduction. Therefore,
800 research needs to encompass the development of breeding techniques that maximize
801 yield and biodiversity, the identification and management of pathogens, and the
802 determination of wild genetic resources. For each species, the relative importance of each
803 interaction needs to be assessed, taking into account the biology and life history of the
804 species and the difficulties of biological containment in the marine environment.

805

806 **Figure 3:** Domestication results from the interactions of seaweed, humans and
807 environmental factors. All three factors are required for domestication to take place
808 (adapted from Gepts 2010).

809

810

Table 1: Domestication stages and main characteristics of seaweed crops.

Species	Management of wild populations	Control of sexual reproduction or vegetative propagation for cultivation	Aquaculture: moving individuals from the wild to human ecosystems	Geographical radiation of domesticated species (founder effect, differentiation between wild and cultivated)	Conscious selection (Phenotypic traits)	Unconscious selection (Phenotypic traits, tradeoff)	Landraces	Cultivars	Modification of human ecosystems (Invasion, pest, gene flow between wild and cultivated populations, decrease of genetic diversity)	Ref
Nori <i>Pyropia tenera</i> (as <i>Porphyra tenera</i>) <i>Pyropia yezoensis</i> (as <i>Porphyra yezoensis</i>) <i>Pyropia haitanensis</i> (as <i>Porphyra haitanensis</i>)	- Harvested and eaten traditionally probably for more than several hundred years in Europe and Asia ¹ - Proto-aquaculture (as defined by Beveridge and Little 2002) in Asia ²	- Seeding carpospores and conchospores produced by sexual reproduction ^{3,4} - Archeospore production	- Cultivation on nets in farms ⁵	- Loss of genetic diversity in farms ⁶	- Fast growth - High biomass - Tolerance to abiotic stress - Synchronization of sexual reproduction - Colour - Organoleptic qualities ⁷	- Not studied but probably resistance to desiccation and delay of sexual maturity	?	- Cultivated varieties <i>P. tenera</i> var. <i>tamatsuensis</i> and <i>P. yezoensis</i> f. <i>narawaensis</i> ⁸ - ZS1: <i>Pyropia haitanensis</i> high temperature cultivar ⁵ - Germplasm of 500 accessions ⁹	- Farms suffer from large disease outbreaks and chronic epiphytes ¹⁰	¹ Tseng 1981 ² Miura 1990 ³ Liu et al. 1981 ⁴ Blouin et al. 2011 ⁵ Yan et al. 2005 ⁶ Niwa et al. 2009 ⁷ Yan et al. 2010 ⁸ Patwary et Van der Meer 1992 ⁹ Xie et al. 2010 ¹⁰ Kim et al. 2014
Kombu <i>Saccharina japonica</i>	- Harvested and eaten traditionally for probably more than several hundred years in Asia ¹¹	- Seeding of haploid spores on ropes, production of gametophytes and sporophyte after fertilization ¹² - Clonal vegetative propagation of gametophytes as a bank of parental strain ¹³	- Cultivation of microscopic gametophytes in the greenhouse and of sporophytes on floating lines. ¹²	- Introduction of <i>S. japonica</i> in China in 1925 ¹⁴ - Reduced diversity of Chinese cultivars/wild Japanese, Russia and Korean populations probably due to bottlenecks ¹⁵ - Loss of genetic diversity in farms ^{15,16}	- Frond length and weight, mannitol content, alginate content, morphology of the blade and tolerance to higher temperature ¹⁵ - Organoleptic qualities	?	- Landraces BN and LZ from China ¹⁵	- Haiqing No1, like 90-1 ¹⁷ - Dongfang No.2 and 3 ¹⁸ - Numerous cultivars ^{15,18} , ¹⁹ : from interspecific hybrids (901,DF2,DF3) and from intraspecific hybrids (ZK1,ZK2)	- Low unidirectional gene flow may occur from wild populations to cultivars ¹⁵	¹¹ Hurd et al., 2014 ¹² Zhao et al., 2015 ¹³ Li et al., 1999 ¹⁴ Tseng, C.K., 1958. ¹⁵ Liu et al. 2012, ¹⁶ Shan et al. 2011 ¹⁷ Zhang et al 2007 ¹⁸ Li et al 2007 ¹⁹ Li et al. 2008
Wakame <i>Undaria pinnatifida</i>	- Management of wild populations for probably more than several hundred years in various geographical areas (Japan and China) ²⁰	- Sexual reproduction and seeding on ropes ^{21,22} - Clonal vegetative propagation of gametophytes as a bank of parental strain ²²	- Extensive aquaculture in farms close to natural populations in various geographic areas ^{20,22}	- Intentional for cultivation and accidental introduction worldwide ^{22,23,24}	- Fast growing - Organoleptic qualities ²⁵	?	- Different landraces in Japan and in China (different phenotypes) ^{26,27} - Genetic differentiation between wild/farmed populations and between regions and between native and introduced areas ^{25,27,28}	- Elites?? cultivar (Haibao No. 1, etc.) ²⁹	- Worldwide impact as an invasive species (Red listed) ²⁴ - Escaped from cultivated farms ^{22,29} - Gene flow between wild and cultivated populations ^{23,30,32} - High socio- economic impact ³² - Food ³³	²⁰ Sahoo & Yarish, 2005 ²¹ Hwang et al., 2012 ²² Perez et al., 1984 ²³ Grulois et al., 2011 ²⁴ Schaffelke et al., 2006 ²⁵ Saito 1975 ²⁶ Gao et al., 2013 ²⁷ Shibneva et al., 2013 ²⁸ Voisin et al., 2005 ²⁹ Shan (2015) ³⁰ Uwai et al., 2006 ³¹ Floc'h et al., 1991 ³² Schaffelke & Hewitt, 2007 ³³ Yamanaka & Akiyama 1993
Euchematoids <i>Kappaphycus alvarezii</i> (<i>Eucheuma cottonii</i>) <i>Euchema denticulata</i> (as <i>Eucheuma spinosum</i>)	- Originally harvested from natural stocks growing in Indonesia and the Philippines ³⁴	- Cultivation by vegetative propagation using three basic forms: fixed off-bottom, floating long-lines and rafts ³⁵	- Aquaculture in farms, fixed off-bottom method usually practiced in shallow reef areas ³⁶	- Worldwide introduction of <i>K. alvarezii</i> and <i>E. denticulatum</i> over the past 35 years ³⁶ - Loss of genetic diversity in farms ³⁷	- Fast growing ³⁶ - Biomass production ³⁶ - Carrageenan quality ³⁴	- Colour varieties ³⁸ - Disease and epiphyte sensitivities	?	- Clonal cultivar: <i>K. alvarezii</i> var. <i>tambalang</i> ³⁶ <i>Kappaphycus striatum</i> var. <i>sacol</i> ³⁹ - Large number of strains or varieties (colour, morphotypes) ⁴⁰	- Positive social and economic impacts on human populations ³⁶ - Ice-ice, a bacterial disease favoured by non-optimal environmental conditions ⁴¹ ; incidence of heavy epiphytism ⁴² - Introduction in the Solomon Islands, Brazil, Indonesia, Tanzania and the Maldives; generally without any quarantine procedures ³⁸	³⁴ McHugh 2003 ³⁵ Trono 1990; Msuya & Porter 2014; Hurtado et al. 2015 ³⁶ Hayashi et al. 2010 ³⁷ Halling et al. 2013 ³⁸ Ask et al. 2002 ³⁹ Hurtado et al. 2008 ⁴⁰ Trono et al. 2000 ⁴¹ Loureiro et al. 2015 ⁴² Critchley et al. 2004

<p>Pellilo <i>Gracilaria chilensis</i></p>	<ul style="list-style-type: none"> - Proto-aquaculture suggested⁴³ - Harvesting natural stock since 1970⁴⁴ 	<ul style="list-style-type: none"> - Seeding haploid and diploid spores produced by sexual reproduction⁴⁵ - Replanting of thallus cuttings by vegetative propagation⁴⁶ 	<ul style="list-style-type: none"> - Aquaculture in farms located in sandy/ muddy bays or estuaries, close to wild populations⁴⁷ 	<ul style="list-style-type: none"> - Extension of the range distribution along the Chilean coast by creation of farms outside of natural range distribution⁴⁸ - Loss of genetic diversity in farms⁴⁹ 	<ul style="list-style-type: none"> - Fast growing⁴⁶ - Biomass production⁴⁶ 	<ul style="list-style-type: none"> - Selection for diploidy and loss of fertility⁴⁹ - Increasing epiphyte load^{46,50, 51} 	<ul style="list-style-type: none"> - Probable landraces from selection of subtidal and intertidal cultivars?⁵² - Differences in agar content and susceptibility to epiphytism depending on the geographical origin of strains⁵² - Regional genetic differentiation between farms⁴⁹ 	<p>?</p>	<ul style="list-style-type: none"> - Diversification of fishing activities⁵¹ - Detrimental effect of epiphytism on biomass production^{50, 51} - Genetic depletion of both natural and wild populations due to overharvesting and genetic bottlenecks^{43, 49} 	<p>⁴³ Guillemín et al. 2014 ⁴⁴ Santelices & Ugarte 1987 ⁴⁵ Buschman et al. 2001 ⁴⁶ Alveal et al. 1997 ⁴⁷ Buschmann & Kuschel 1988 ⁴⁸ Santelices & Doty, 1989 ⁴⁹ Guillemín et al. 2008 ⁵⁰ Kuschel & Buschmann 1991 ⁵¹ Buschmann et al. 1997 ⁵² Buschmann et al. 1992</p>
---	--	--	--	--	--	---	--	----------	--	--

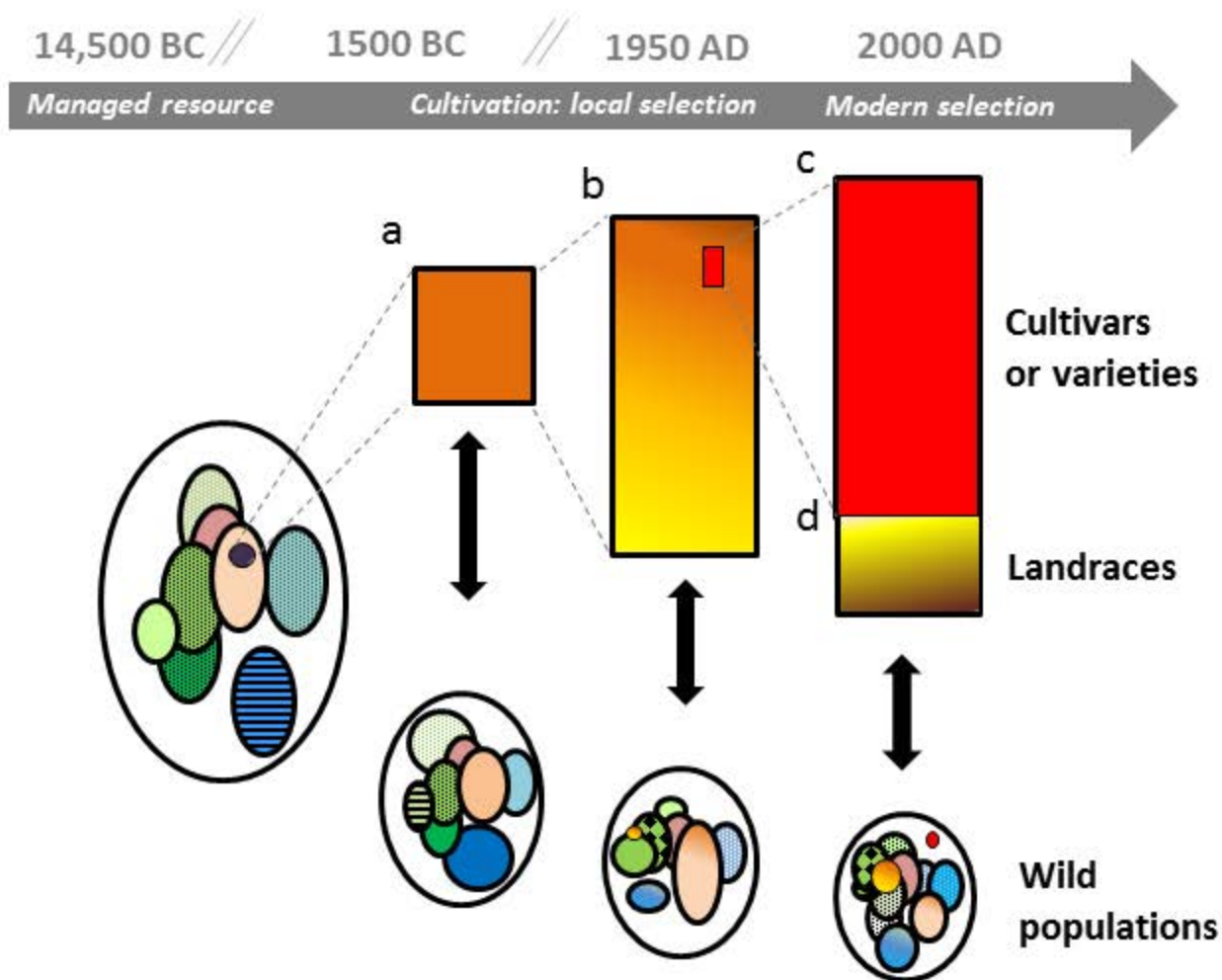


Fig. 1: An overview of the domestication process in seaweeds, and the demographic, genetic and phenotypic changes involved (modified from Glemin et al. 2009).

A schematic outline of the demographic history of a seaweed crop including a series of nested bottlenecks from wild populations (represented as ovals), and from successive cultivated strands (as rectangles). Gene flow between the seaweed crop and wild populations is indicated with black double-arrows. Both bottleneck and gene flow are integral parts of seaweed domestication history and have opposing effects on genetic diversity. Colours and motifs represent genetic diversity.

a: the first bottleneck corresponding to the cultivation of a few individuals collected from natural populations and able to grow in a new human-influenced environment; b: extension of the cultivated genotypes by farming and selection of individuals that present the best characteristics according to local conditions; c: the second bottleneck corresponding to the selection of cultivars and varieties from a few cultivated individuals; d: selection of a mixture of individuals adapted to local farming practices (landraces).

For seaweeds cultivated exclusively through vegetative propagation, i.e. repeated cutting of young branches from the same plant to form 'plantlets' (as performed for *Kappaphycus* and *Gracilaria*), the domestication process can be far more faster and completed in less than 50 years. Further to their domestication, these two seaweeds represent a limited genetic stock (Hurtado et al. 2014, Guillemin et al. 2008.).

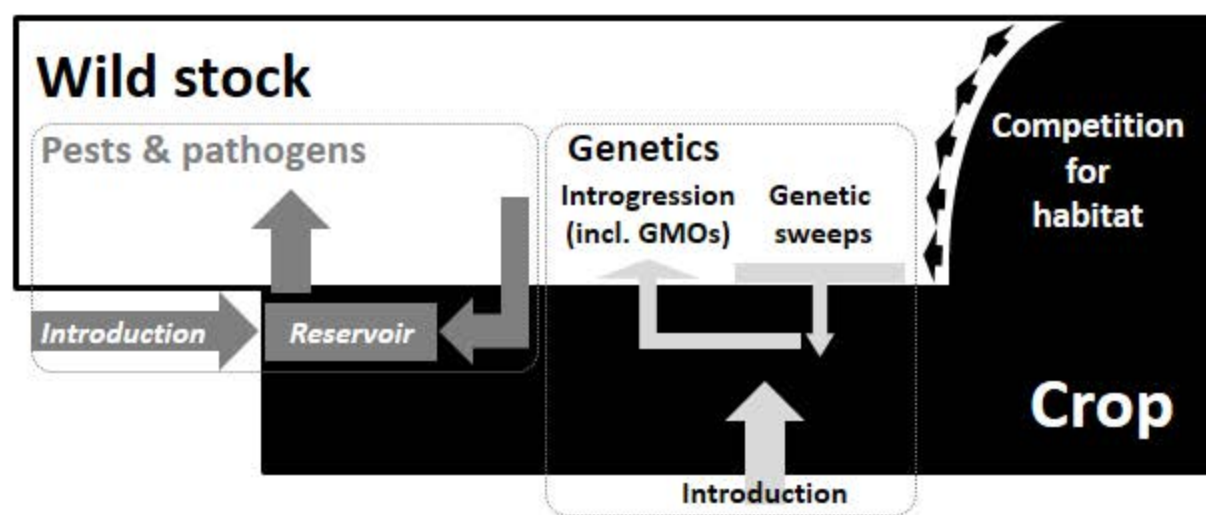


Figure 2.

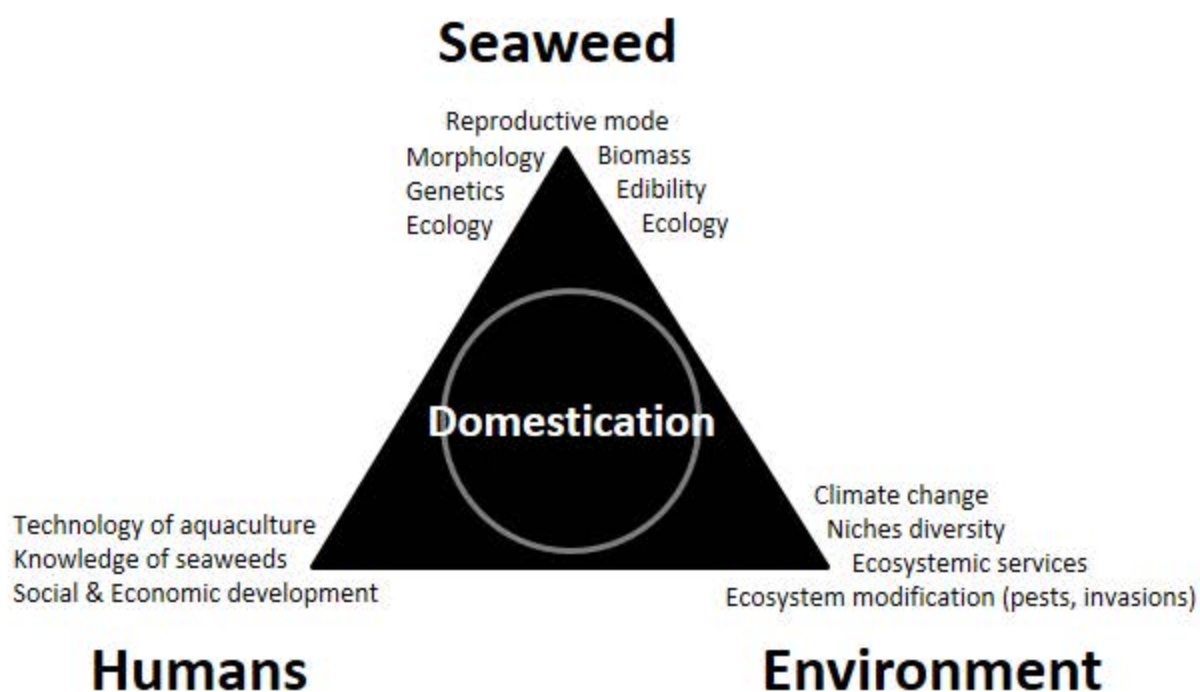


Figure 3