



**HAL**  
open science

## Comparative effectiveness of Anti-IL5 and Anti-IgE biologic classes in patients with severe asthma eligible for both

Paul Pfeffer, Nasloon Ali, Ruth Murray, Charlotte Ulrik, Trung Tran, Jorge Maspero, Matthew Peters, George Christoff, Mohsen Sadatsafavi, Carlos Torres-Duque, et al.

► **To cite this version:**

Paul Pfeffer, Nasloon Ali, Ruth Murray, Charlotte Ulrik, Trung Tran, et al.. Comparative effectiveness of Anti-IL5 and Anti-IgE biologic classes in patients with severe asthma eligible for both. *Allergy*, 2023, 78 (7), pp.1934-1948. 10.1111/all.15711 . hal-04039334

**HAL Id: hal-04039334**

**<https://hal.science/hal-04039334>**

Submitted on 22 Jan 2024

**HAL** is a multi-disciplinary open access archive for the deposit and dissemination of scientific research documents, whether they are published or not. The documents may come from teaching and research institutions in France or abroad, or from public or private research centers.

L'archive ouverte pluridisciplinaire **HAL**, est destinée au dépôt et à la diffusion de documents scientifiques de niveau recherche, publiés ou non, émanant des établissements d'enseignement et de recherche français ou étrangers, des laboratoires publics ou privés.

# **Comparative effectiveness of anti-IL5 and anti-IgE biologic classes in patients with severe asthma eligible for both**

Paul E. Pfeffer<sup>1, 2</sup>| Nasloon Ali<sup>3, 4</sup>| Ruth Murray<sup>4</sup>| Charlotte Ulrik<sup>5</sup>| Trung N. Tran<sup>6</sup>| Jorge Maspero<sup>7, 8</sup>| Matthew Peters<sup>9</sup>| George C. Christoff<sup>10</sup>| Mohsen Sadatsafavi<sup>11</sup>| Carlos A. Torres-Duque<sup>12</sup>| Alan Altraja<sup>13</sup>| Lauri Lehtimäki<sup>14, 15</sup>| Nikolaos G. Papadopoulos<sup>16, 17</sup>| Sundeep Salvi<sup>18</sup>| Richard W. Costello<sup>19</sup>| Breda Cushen<sup>20</sup>| Enrico Heffler<sup>21, 22</sup>| Takashi Iwanaga<sup>23</sup>| Mona Al-Ahmad<sup>24</sup>| Désirée Larenas-Linnemann<sup>25</sup>| Piotr Kuna<sup>26</sup>| João A. Fonseca<sup>27</sup>| Riyad Al- Lehebi<sup>28, 29</sup>| Chin Kook Rhee<sup>30</sup>| Luis Perez-de-Llano<sup>31, 32</sup>| Diahn-Warng Perng Steve<sup>33, 34</sup>| Bassam Mahboub<sup>35, 36</sup>| Eileen Wang<sup>37, 38</sup>| Celine Goh<sup>3,4</sup>| Juntao Lyu<sup>3,39</sup>| Anthony Newell<sup>3,39</sup>| Marianna Alacqua<sup>40</sup>| Andrey S. Belevskiy<sup>41</sup>| Mohit Bhutani<sup>42</sup>| Leif Bjermer<sup>43</sup>| Unnur Bjornsdottir<sup>44</sup>| Arnaud Bourdin<sup>45</sup>| Anna von Bulow<sup>46</sup>| John Busby<sup>47</sup>| Giorgio Walter Canonica<sup>21,22</sup>| Borja G. Cosio<sup>48</sup>| Delbert R. Dorscheid<sup>49</sup>| Mariana Muñoz-Esquerre<sup>50, 51</sup>| J. Mark FitzGerald<sup>52</sup>| Esther Garcia Gil<sup>53</sup>| Peter G. Gibson<sup>54, 55</sup>| Liam G. Heaney<sup>56</sup>| Mark Hew<sup>57, 58</sup>| Ole Hilberg<sup>59</sup>| Flavia Hoyte<sup>37, 38</sup>| David J. Jackson<sup>60, 61</sup>| Mariko Siyue Koh<sup>62, 63</sup>| Hsin-Kuo Bruce Ko<sup>64</sup>| Jae Ha Lee<sup>65</sup>| Sverre Lehmann<sup>66, 67</sup>| Cláudia Chaves Loureiro<sup>68</sup>| Dóra Lúðvíksdóttir<sup>69, 70</sup>| Andrew N. Menzies-Gow<sup>71</sup>| Patrick Mitchell<sup>72</sup>| Andriana I. Papaioannou<sup>73</sup>| Todor A. Popov<sup>74</sup>| Celeste M. Porsbjerg<sup>75</sup>| Laila Salameh<sup>35, 36</sup>| Concetta Sirena<sup>76</sup>| Camille Taillé<sup>77</sup>| Christian Taube<sup>78</sup>| Yuji Tohda<sup>79</sup>| Michael E. Wechsler<sup>80</sup>| David B. Price<sup>3, 4, 81</sup>

1 Department of Respiratory Medicine, Barts Health NHS Trust, London, UK

2 Barts and The London School of Medicine and Dentistry, Queen Mary University of London, London, UK

3 Observational and Pragmatic Research Institute, Singapore, Singapore

4 Optimum Patient Care Global, Cambridge, UK

5 Department of Respiratory Medicine, Copenhagen University Hospital-Hvidovre, Hvidovre, Denmark

6 AstraZeneca, Gaithersburg, Maryland, USA

7 Clinical Research for Allergy and Respiratory Medicine, CIDEA Foundation, Buenos Aires, Argentina

8 University Career of Specialists in Allergy and Clinical Immunology at the Buenos Aires University School of Medicine, Buenos Aires, Argentina

9 Department of Thoracic Medicine, Concord Hospital, Sydney, Australia

- 10 Medical University-Sofia, Faculty of Public Health, Sofia, Bulgaria
- 11 Respiratory Evaluation Sciences Program, Faculty of Pharmaceutical Sciences, University of British Columbia, Vancouver, British Columbia, Canada
- 12 CINEUMO, Research Center, Fundación Neumológica Colombiana, Bogotá, Colombia
- 13 Department of Pulmonology, University of Tartu and Lung Clinic, Tartu University Hospital, Tartu, Estonia
- 14 Allergy Centre, Tampere University Hospital, Tampere, Finland
- 15 Faculty of Medicine and Health Technology, Tampere University, Tampere, Finland
- 16 Division of Infection, Immunity & Respiratory Medicine, University of Manchester, Manchester, UK
- 17 Allergy Department, 2nd Pediatric Clinic, University of Athens, Athens, Greece
- 18 Pulmocare Research and Education Foundation, Pune, India
- 19 Department of Respiratory Medicine, Clinical Research Centre, Smurfit Building Beaumont Hospital, Dublin, Ireland
- 20 Department of Respiratory Medicine, Beaumont Hospital, Dublin, Ireland
- 21 Personalized Medicine, Asthma and Allergy, Humanitas Clinical and Research Center IRCCS, Milan, Italy
- 22 Department of Biomedical Sciences, Humanitas University, Milan, Italy
- 23 Center for General Medical Education and Clinical Training, Kindai University Hospital, Osakasayama, Japan
- 24 Microbiology Department, College of Medicine, Kuwait University, Kuwait, Al-Rashed Allergy Center, Kuwait, Kuwait
- 25 Directora Centro de Excelencia en Asma y Alergia, Hospital Médica Sur, Ciudad de México, Mexico
- 26 Division of Internal Medicine, Asthma and Allergy Medical University of Łódź, Łódź, Poland
- 27 Health Information and Decision Sciences Department (MEDCIDS), CINTESIS@RiSE, Faculty of Medicine of University of Porto, Porto, Portugal
- 28 Department of Pulmonology, King Fahad Medical City, Riyadh, Saudi Arabia. Alfaisal University, Riyadh, Saudi Arabia
- 29 Alfaisal University, Riyadh, Saudi Arabia

30 Department of Internal Medicine, Division of Pulmonary and Critical Care Medicine, Seoul St. Mary's Hospital, College of Medicine, The Catholic University of Korea, Seoul, South Korea

31 Pneumology Service, Lucus Augusti University Hospital, Cervo, Spain

32 Biodiscovery Research Group, Health Research Institute of Santiago de Compostela, Santiago, Spain

33 Division of Clinical Respiratory Physiology Chest Department, Taipei Veterans General Hospital, Taipei, Taiwan

34 COPD Assembly of the Asian Pacific Society of Respiriology, Hong Kong, China

35 College of Medicine, University of Sharjah, Sharjah, United Arab Emirates

36 Rashid Hospital, Dubai Health Authority, Dubai, United Arab Emirates

37 Department of Medicine, Division of Allergy & Clinical Immunology, National Jewish Health, Denver, Colorado, USA

38 Department of Medicine, Division of Allergy & Clinical Immunology, University of Colorado School of Medicine, Aurora, Colorado, USA

39 Optimum Patient Care, Queensland, Australia

40 CSL Behring SpA, Milan, Italy

41 Department of Pulmonology, N.I. Pirogov Russian State National Research Medical University, Moscow, Russian Federation

42 Department of Medicine, Division of Pulmonary Medicine, University of Alberta, Edmonton, Canada

43 Department of Clinical Sciences, Respiratory Medicine and Allergology, Skåne University Hospital, Lund University, Lund, Sweden

44 Department of Allergy and Respiratory Medicine, University Hospital, Reykjavik, Iceland

45 PhyMedExp, Univ Montpellier, CNRS, INSERM, Montpellier, France

46 Respiratory Research Unit, Bispebjerg University Hospital, Copenhagen, Denmark

47 Centre for Public Health, Queen's University Belfast, Belfast, UK

48 Son Espases University Hospital-IdISBa-Ciberes, Mallorca, Spain

49 Department of Medicine, Center for Heart, Lung Innovation, The University of British Columbia, Vancouver, Canada

- 50 Department of Respiratory Medicine, Bellvitge University Hospital-Bellvitge Biomedical Research Institute (IDIBELL), Barcelona, Spain
- 51 University of Barcelona, Barcelona, Spain
- 52 Department of Medicine, The University of British Columbia, Vancouver, Canada
- 53 AstraZeneca, Barcelona, Spain
- 54 Australian Severe Asthma Network, Priority Research Centre for Healthy Lungs, University of Newcastle, Newcastle, Australia
- 55 Department of Respiratory and Sleep Medicine, Hunter Medical Research Institute, John Hunter Hospital, New Lambton Heights, Australia
- 56 Wellcome-Wolfson Centre for Experimental Medicine, Queen's University Belfast, Belfast, UK
- 57 Allergy, Asthma & Clinical Immunology Service, Alfred Health, Melbourne, Australia
- 58 Public Health and Preventive Medicine, Monash University, Melbourne, Australia
- 59 Medical department, Vejle University Hospital, Vejle, Denmark
- 60 UK Severe Asthma Network and National Registry, Guy's and St Thomas' NHS Trust, London, England
- 61 School of Immunology & Microbial Sciences, King's College London, London, UK
- 62 Respiratory & Critical Care Medicine, Singapore General Hospital, Singapore, Singapore
- 63 SingHealth Duke- NUS Lung Centre, Singapore, Singapore
- 64 Department of Chest Medicine, Division of Respiratory Therapy, Taipei Veterans General Hospital, Taipei, Taiwan
- 65 Department of Internal Medicine, Division of Pulmonology and Critical Care Medicine, Haeundae Paik Hospital, Inje University College of Medicine, Busan, Korea
- 66 Department of Clinical Science, Section of Thoracic Medicine, University of Bergen, Bergen, Norway
- 67 Department of Thoracic Medicine, Haukeland University Hospital, Bergen, Norway
- 68 Pulmonology Unit, Centro Hospitalar e Universitário de Coimbra, Coimbra, Portugal & Faculty of Medicine, University of Coimbra, Coimbra, Portugal
- 69 Department of Allergy, University Hospital, Reykjavik, Iceland
- 70 Department of Respiratory Medicine, University Hospital, Reykjavik, Iceland

71 Royal Brompton & Harefield Hospitals, London, UK

72 School of Medicine, Trinity College Dublin, Dublin, Ireland

73 2nd Respiratory Medicine Department, National and Kapodistrian University of Athens Medical School, Attikon University Hospital, Athens, Greece

74 University Hospital "Sv. Ivan Rilski", Sofia, Bulgaria

75 Department of Respiratory Medicine and Infections Diseases, Research Unit, Bispebjerg Hospital, Copenhagen, Denmark

76 Severe Asthma Network Italy (SANI), Milan, Italy

77 Department of Respiratory Diseases, Bichat Hospital, AP-HP Nord-Université de Paris, Paris, France

78 Department of Pulmonary Medicine, University Medical Center Essen-Ruhrlandklinik, Essen, Germany

79 Kindai University Hospital, Osakasayama, Japan

80 NJH Cohen Family Asthma Institute, Department of Medicine, National Jewish Health, Denver, Colorado, USA

81 Centre of Academic Primary Care, Division of Applied Health Sciences, University of Aberdeen, Aberdeen, UK

### **Correspondence**

David B Price, Observational and Pragmatic Research Institute, 22 Sin Ming Lane, #06 Midview City 573969, Singapore.

#### **Email:**

dprice@opri.s

### **KEYWORDS**

biologics, exacerbation, ISAR, oral corticosteroids, real life

#### **Abbreviations:**

Anti- IgE, anti-immunoglobulin E; Anti-IL5/5R, anti-interleukin 5/5R; CI, confidence interval; ER, emergency room; IRR, incidence rate ratio; ISAR, International Severe Asthma Registry; LTOCS, long-term oral corticosteroid.

---

# Abstract

## Background:

Patients with severe asthma may present with characteristics representing overlapping phenotypes, making them eligible for more than one class of biologic. Our aim was to describe the profile of adult patients with severe asthma eligible for both anti-IgE and anti-IL5/5R and to compare the effectiveness of both classes of treatment in real life.

## Methods:

This was a prospective cohort study that included adult patients with severe asthma from 22 countries enrolled into the International Severe Asthma registry (ISAR) who were eligible for both anti-IgE and anti-IL5/5R. The effectiveness of anti-IgE and anti-IL5/5R was compared in a 1:1 matched cohort. Exacerbation rate was the primary effectiveness endpoint. Secondary endpoints included long-term-oral corticosteroid (LTOCS) use, asthma-related emergency room (ER) attendance, and hospital admissions.

## Results:

In the matched analysis (n= 350/group), the mean annualized exacerbation rate decreased by 47.1% in the anti-IL5/5R group and 38.7% in the anti-IgE group. Patients treated with anti-IL5/5R were less likely to experience a future exacerbation (adjusted IRR 0.76; 95% CI 0.64, 0.89;  $p < 0.001$ ) and experienced a greater reduction in mean LTOCS dose than those treated with anti-IgE (37.44% vs. 20.55% reduction;  $p = 0.023$ ). There was some evidence to suggest that patients treated with anti-IL5/5R experienced fewer asthma-related hospitalizations (IRR 0.64; 95% CI 0.38, 1.08), but not ER visits (IRR 0.94, 95% CI 0.61, 1.43).

## Conclusions:

In real life, both anti-IgE and anti-IL5/5R improve asthma outcomes in patients eligible for both biologic classes; however, anti-IL5/5R was superior in terms of reducing asthma exacerbations and LTOCS use.

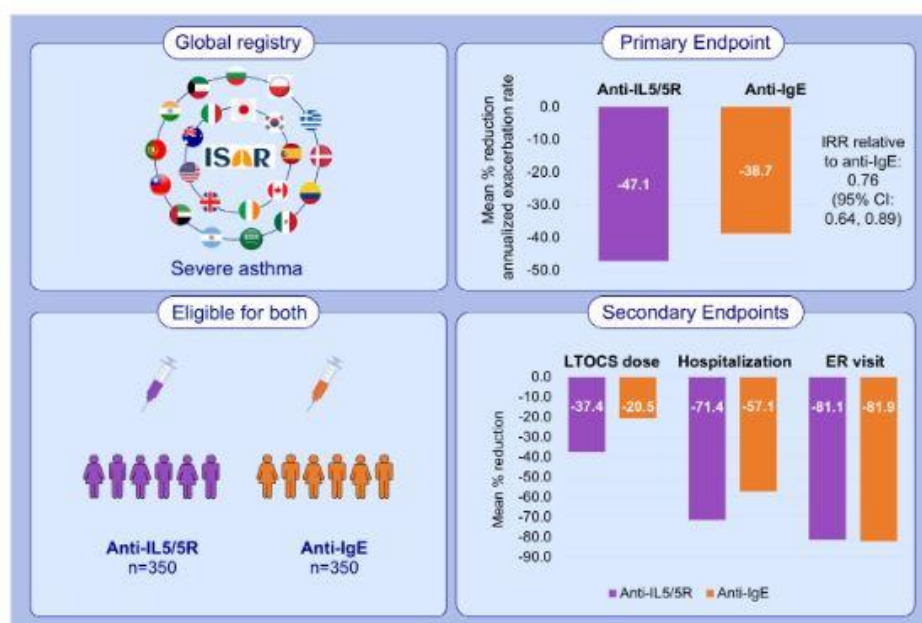
--

## GRAPHICAL ABSTRACT

The effectiveness of anti-IgE and anti-IL5/5R was compared in this prospective cohort study including patients with severe asthma enrolled in ISAR and eligible for both biologic classes. Both anti-IgE and anti-IL5/5R improved asthma outcomes; however, anti-IL5/5R was superior in reducing asthma exacerbations and LTOCS use. These findings may be useful in assisting treatment decisions for patients with severe asthma.

### Abbreviations:

Anti-IgE, anti-immunoglobulin E; Anti-IL5/5R, anti-interleukin 5/5R; CI, confidence interval; ER, emergency room; IRR, incidence rate ratio; ISAR, International Severe Asthma Registry; LTOCS, long-term oral corticosteroid



## .1 | INTRODUCTION

Improved knowledge about the underlying pathogenesis of asthma has paved the way for the development of biologics, a tailored approach for the subset of patients with severe asthma whose asthma remains uncontrolled on standard non-biologic therapy.<sup>1–3</sup> Anti-immunoglobulin (Ig) E (omalizumab) was the first of these biologics and showed effectiveness in those with severe allergic asthma.<sup>2</sup> However, with the knowledge that the eosinophil was a hallmark of allergic asthma,<sup>4</sup> and that, at that time, eosinophilic asthma was thought to comprise approximately 50% of adult severe asthma,<sup>5</sup> the biologic target shifted to interleukin (IL) 5/5R, known to be important for the development and maturation of eosinophils.<sup>6</sup> Subsequently, benralizumab,<sup>7, 8</sup> reslizumab,<sup>9, 10</sup> and mepolizumab were developed.<sup>11,12</sup> This biologic class has become even more important with recent knowledge that the prevalence of the eosinophilic phenotype in severe asthma is higher than previously thought and could be greater than 80%.<sup>13</sup> Furthermore, the effectiveness of anti-IL5/5R biologics is well established not only in patients with severe asthma, but also in those with other atopic diseases (e.g., atopic dermatitis and eosinophilic esophagitis).<sup>14</sup>



Biologics are now appearing in asthma guidelines as add-on treatment for patients with severe asthma, in preference to LTOCS in those who meet eligibility criteria.<sup>5,15</sup> While the specific eligibility criteria for anti-IgE and anti-IL5/5R biologic classes differ between countries (and between payers), their criteria overlap in many areas, including exacerbation rates, IgE concentrations, and/or blood eosinophil count (BEC).<sup>5,16, 17</sup> In clinical practice, patients may present with characteristics representing overlapping phenotypes, making them eligible for both biologic classes.<sup>18</sup> However, this overlap population is poorly described in the literature in terms of both size and clinical characteristics.

Information on the relative clinical effectiveness of these two biologic classes is also limited and conflicting. For example, a large systematic review found no difference in the comparative effectiveness and tolerability of either anti-IgE and an anti-IL5 biologic.<sup>19</sup> On the contrary, a small multicenter (albeit open label) study of patients with severe asthma, who were eligible for both biologic classes, but not optimally controlled with anti-IgE, found that these patients experienced improvements in asthma control, health status, and exacerbation rates upon switching to anti-IL5/5R.<sup>20</sup>

The Global Initiative for Asthma (GINA) has recognized an ‘ur-gent need for head-to- head comparisons of different biologics in patients eligible for more than one biologic’.<sup>15</sup>

The International Severe Asthma Registry (ISAR; <https://isaregistry.org> ) contains the data necessary to perform such a head-to- head comparison. ISAR is a multi-country, multicenter, observational epidemiologic data repository, containing retrospective and prospective standardized data on > 12,000 patients with severe asthma from 25 countries.<sup>21– 23</sup> The aims of this study were to characterize patients with severe asthma who were eligible for both anti-IgE and anti- IL5/5R biologic classes (prior to treatment), and to compare their real life effectiveness.

## 2 | METHODS

### 2.1 | Study design and data source

This study was designed, implemented, and reported in compliance with the European Network Centres for Pharmacoepidemiology and Pharmacovigilance (ENCEPP) Code of Conduct (EMA 2014; EUPAS 38128), with all applicable local and international laws and regulation, and registered with ENCEPP ([https://www.encepp.eu/encepp/view\\_resource.htm?id=38129](https://www.encepp.eu/encepp/view_resource.htm?id=38129)). Governance was provided by The Anonymous Data Ethics Protocols and Transparency (ADEPT) committee (registration number: ADEPT0920). All data collection sites in ISAR have obtained regulatory agreement in compliance with specific data transfer laws, country-specific legislation, and relevant ethical boards and organizations. The ISAR database has ethical approval from ADEPT (ADEPT0218) and is registered with the European Union Electronic Register of Post-Authorization studies (ENCEPP/DSPP/23720).

This was a cohort study which included adult patients with severe asthma enrolled in ISAR from September 2015 to October 2021. Prospective, de-identified patient data incorporating standardized variables from new and pre-existing severe asthma registries were pooled from 22 countries (Argentina, Australia, Bulgaria, Canada, Colombia, Denmark, Greece, Ireland,

India, Italy, Japan, Kuwait, Mexico, Poland, Portugal, Saudi Arabia, South Korea, Spain, Taiwan, United Arab Emirates, UK, and USA).

## **2.2 | Objectives**

The objectives of this study were twofold. Firstly, to describe the demographic and clinical features of the severe asthma population in ISAR, who were eligible for both anti-IgE and anti-IL5/5R at or before the date of starting therapy, and secondly, to compare the effectiveness of initiating anti-IgE and anti-IL5/5R treatment in a matched cohort of patients eligible for both biologic classes.

## **2.3 | Patients**

Patients were required to be aged  $\geq 18$  years at enrolment and have severe asthma (i.e., receiving treatment at GINA 2020 Step 5 or with uncontrolled asthma at GINA Step 4).<sup>24</sup> A summary of how each registry diagnoses asthma and categorizes severe asthma is provided in Appendix S1. Patients were also required to be eligible for both anti-IgE and anti-IL5/5R, with a minimum of 1-year longitudinal data prior to therapy. To be included in the comparative assessment analysis, patients were also required to subsequently receive one of these biologic classes (initially prescribed no earlier than January 01, 2014, when both biologic classes were available in all countries included in this study) and have 24 weeks continuous data post-biologic initiation. A patient was considered eligible for both biologic classes if they had an allergic phenotype defined by a positive skin prick or specific IgE test to perennial environmental aeroallergens, or, in the absence of these tests, had atopic asthma (allergic rhinitis or atopic), had a pre-therapy total serum IgE  $\geq 30$  IU/mL and a pre-therapy BEC  $\geq 300$  cells/ $\mu$ L (or  $\geq 150$  cells/ $\mu$ L for long-term oral corticosteroid (LTOCS) users), and had experienced  $\geq 2$  exacerbations in the last year or be on LTOCS. These biologic eligibility criteria were based on survey data from 28 ISAR contributing countries, taking into account the large international variation in country-specific criteria.<sup>17</sup> Assumptions made about eligibility criteria are based on ISAR consensus work and are provided in Appendix S1. Patients who had received bronchial thermoplasty or who had a previous history of biologic use before enrollment in ISAR were excluded.

## **2.4 | Variables collected**

A full description of variables collected is provided in Appendix S1.

## **2.5 | Outcomes and endpoints**

The primary endpoint was annualized rate of severe asthma exacerbations in the year after biologic initiation. A severe exacerbation was defined as an asthma-related hospital attendance/admission and/or an asthma-related emergency room (ER) attendance, and/or an acute oral corticosteroid (OCS) course of  $\geq 3$  days. Exacerbations recorded within 14 days of each other were considered the same exacerbation. Secondary endpoints included LTOCS use

(dose and duration) and number of ER visits, hospital admissions and invasive ventilations for asthma. LTOCS was defined as OCS therapy for at least 3 months.

## **2.6 | Statistical analyses**

The statistical analysis plan was pre-defined to meet standards of analysis. Stata version 14.2 (College Station) or SAS version 9.4/9.5 (Cary) were used to conduct all statistical analyses.

### **2.6.1 | Selection of analysis population**

We selected patients eligible for both anti-IgE and anti-IL5/5R, who subsequently received a biologic in either class post-2014, and who had at least 1 year of pre-biologic initiation information, at least 24 weeks of follow-up data, and both pre-and post-biologic initiation exacerbation data. The date from which effectiveness was compared was the day of biologic initiation for new biologic users or the day of ISAR enrolment for the non-biologic users.

### **2.6.2 | Comparison of baseline characteristics (unmatched cohort)**

Descriptive statistics were computed for all demographic and clinical characteristics in the form of continuous variables or categorical measures as appropriate. We compared baseline demographic and clinical characteristics and tested for difference by chi-square tests for comparison of counts data and t- test, or one-way analysis of variance (ANOVA) for continuous variables. A standardized mean difference  $\geq 10\%$  indicated a clinically meaningful difference.

### **2.6.3 | Comparative effectiveness analyses (matched cohort)**

In the main analysis, of those eligible for both biologic classes, patients who initiated anti-IL5/5R were matched (1:1) to those who initiated anti-IgE by age group, gender, and LTOCS use. A post hoc sensitivity analysis was also performed using a 1 anti-IgE: 2 anti-IL5/5R matching ratio. Switchers (i.e., those who received  $>1$  bio-logic during follow-up) were censored at the time of switch and were excluded from this analysis if they did not have 24 weeks of follow-up with the initiation biologic.

Exacerbation rate (mean total exacerbations per year and % patients with 0, 1,2, etc.), ER attendance, hospitalizations, and invasive ventilations (mean number in the past 12 months and % patients who experienced 1, 2, and 3 of these events) and LTOCS use (dose, % patients who stopped OCS, % who stopped or achieved a daily dose of  $<5$  mg daily prednisolone equivalent) were described pre-and post-biologic therapy. In the matched analysis, exacerbations, hospitalizations, and ER attendance were compared using a Poisson regression to calculate crude incidence rate ratios (IRRs). These crude IRRs were further adjusted for pre-therapy exacerbation rate, asthma-related ER visits, hospitalizations, and invasive

ventilations, BMI and pre-therapy asthma control to calculate adjusted IRRs, 95% confidence intervals and p values. A t- t e s t was used to compare LTOCS dose between groups based on patients who had both pre-therapy and post-therapy doses for overall LTOCS.3 |

## RESULTS

### 3.1 | Subject disposition

At baseline, 2983 patients were eligible for both anti-IgE and anti- IL5/5R therapy, of whom 2386 patients subsequently initiated either anti- IgE or anti-IL5/5R, 1882 of them post-2014 ( Figure 1). Overall, 981 of these patients had pre-and post-biologic initiation exacerbation data and were eligible for the comparative effectiveness assessment, which was performed on a matched cohort of patients (n= 350 per group) (Figure 1). Data availability per country is provided in the online supplement, per biologic and per analysis eligibility criteria (Appendix S1).

### 3.2 | Baseline characteristics (pre-treatment)

All patients eligible for anti-IgE and anti-IL5/5R and who subsequently received one of them (n= 2386).These data are provided in Appendix S1.

#### 3.2.1 | Unmatched cohort, eligible for comparative assessment (n= 981; anti-IgE: n= 373; anti-IL5/5R: n= 608)

Compared to patients who subsequently started anti-IgE therapy, those subsequently treated with anti-IL5/5R (mepolizumab: 78.8%, benralizumab: 17.6%, reslizumab: 3.1%, and unknown: 0.5%) tended to have later asthma onset (24.6 vs 30.1 years) and were older at biologic initiation (Table 1). Although the proportion of patients with uncontrolled asthma and the exacerbation frequency pattern were similar between groups at baseline, anti-IL5/5R initiators were more likely to be LTOCS users at baseline, with 46.7% of them on LTOCS compared with 32.2% of patients who subsequently received anti- IgE ( Table 1).

#### 3.2.2 | Matched cohort (1:1), eligible for comparative assessment (anti-IgE: n= 350; a n t i - I L 5 / 5 R : n= 350)

Patients were well-matched in terms age of at biologic initiation and asthma onset, BMI, gender, and smoking status (Table 1). The pro-portion of patients with uncontrolled asthma,  $\geq 2$  pre-therapy/exacerbations in the previous 12 months and who were on LTOCS were similar between groups (Table 1).

### **3.3 | Comparative effectiveness (1:1 matched cohort)**

#### **3.3.1 | Exacerbations**

Patients treated with anti-IL5/5R had a 24% lower annualized rate of a future asthma exacerbation relative to those treated with anti-IgE (IRR 0.76; 95% CI 0.64, 0.89,  $p < 0.001$ ) (Figure 2). See online supplement for unadjusted values (Appendix S1). The mean annualized exacerbation rate decreased in both groups but was more marked in the anti-IL5/5R cohort, reducing by 47.1% compared to by 38.7% for those in the anti-IgE group (Table 2; Figure3A ). In addition, the proportion of patients who experienced  $\geq 3$  exacerbations per year decreased from approximately 57% pre-treatment in both groups to 22.9% in the anti-IL5/5R group compared to 30.3% in the anti-IgE group (Table 2).

#### **3.3.2 | Asthma-related hospitalizations and ER admissions**

There was some evidence to suggest that patients treated with anti- IL5/5R experienced less asthma-related hospitalization (IRR 0.64, 95% CI 0.38, 1.08), but not ER visits (OR 0.94, 95% CI 0.61, 1.43) due to asthma relative to those treated with anti-IgE, ( Figure 2). The mean hospitalization rate decreased in both groups, but this reduction was more marked in the anti-IL5/5R group, reducing by 71.4% compared to 57.1% in the anti-IgE group (Table 2, Figure3B). ER attendance rates were reduced by about 81% in both groups (Figure3C). Invasive ventilation numbers pre-and post-treatment were low in both groups.

#### **3.3.3 | LTOCS dose**

The mean LTOCS dose reduced by 37.4% in the anti-IL5/5R compared with a 20.5% reduction in the anti-IgE group ( $p = 0.023$ ) (Figure 4). Overall, 45.9% ( $n = 28/61$ ) of patients on anti-IL5/5R had a LTOCS dose reduction compared to 30.6% ( $n = 15/49$ ) of those on anti-IgE ( $p = 0.1042$ ). In terms of extent of LTOCS dose reduction, 23.0% of anti-IL5/5R patients who reduced their LTOCS dose achieved a 50% to  $< 75\%$  LTOCS dose reduction compared to 14.3% of those who received anti-IgE. Furthermore, 26.2% of patients in the anti-IL5/5R group eliminated their LTOCS completely or achieved a daily dose of  $\leq 5$  mg compared with 16.3% of those in the anti-IgE group ( $p = 0.18$ ).

### **3.4 | Matching sensitivity analysis**

Baseline and comparative effectiveness data for patients eligible for comparative assessment and matched 1:2 (anti-IgE ( $n = 373$ ); anti- IL5/5R ( $n = 746$ )) confirmed our findings; those treated with anti-IL- 5/5R had a lower rate of exacerbations (IRR 0.82; 95% CI 0.75, 0.90) and less asthma-related hospitalizations (IRR 0.68; 95% CI 0.42, 0.99).(Appendix S1)4 |

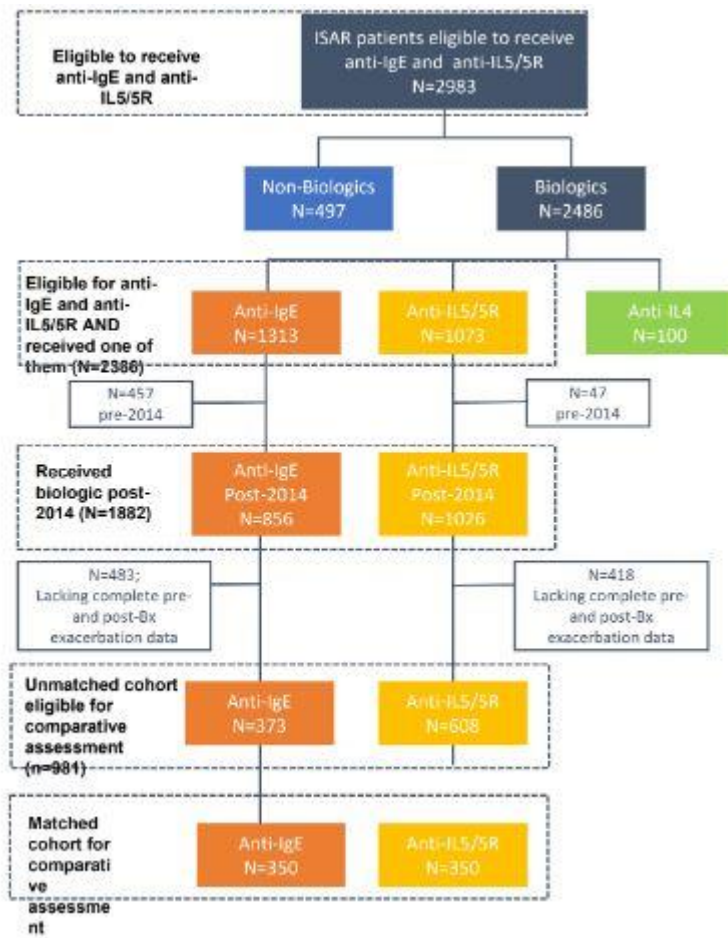


FIGURE 1 Subject disposition. Anti-IgE, anti-immunoglobulin E (omalizumab); anti-IL5/5R, anti-interleukin 5/5 receptor (benralizumab, mepolizumab, reslizumab); Bx, biologic; ISAR, international severe asthma registry.

## DISCUSSION

Both anti-IgE and anti-IL5/5R were effective in reducing exacerbations, hospitalizations, and LTOCS use in this global, real life, severe asthma cohort, eligible for both biologics. However, anti-IL5/5R was more effective in this regard, even in comparison with a generally improving anti-IgE- treated cohort. Those treated with an anti-IL5/5R biologic had 24% and 36% lower rates of asthma exacerbation and hospitalizations for their asthma, respectively, compared to those treated with anti-IgE. More patients treated with anti-IL5/5R also had a LTOCS dose reduction compared to their anti-IgE counterparts (41.3% vs 25.9%;  $p= 0.014$ ), while still experiencing a greater exacerbation rate reduction. These results are pertinent considering the high exacerbation burden (approximately 3 exacerbations/year) and high mean daily OCS dose (13.5 mg and 12.4 mg for patients subsequently treated with anti- IgE and anti-IL5/5R, respectively) pre-therapy. The reductions noted here are also clinically relevant since the cost associated with managing exacerbations is high,<sup>25</sup> and OCS use has been associated with considerable adverse effects, including osteoporosis, pneumonia, cataract, and cardiovascular disease.<sup>26</sup>

TABLE 1 Baseline characteristics matched and unmatched population before inferential statistics.

	Anti-IgE (n = 373)	Anti-IL5 (n = 608)		Anti-IgE (n = 350)	Anti-IL5 (n = 350)	
	Unmatched*		p-value (SMD)	Matched (1:1)*		p-value (SMD)
<b>Age at biologic initiation, years</b>				N = 350	N = 350	
18-42, n (%)	114 (30.6)	138 (22.7)		104 (29.7)	104 (29.7)	
42-53, n (%)	119 (31.0)	157 (25.8)	<0.001 (-0.283)	106 (30.3)	106 (30.3)	NA
54-63, n (%)	79 (21.2)	161 (26.5)		79 (22.6)	79 (22.6)	
> 64, n (%)	61 (16.4)	152 (25.0)		61 (17.4)	61 (17.4)	
<b>Age of onset of asthma, years</b>	N = 271	N = 449		N = 258	N = 257	
Mean (SD)	24.6 (17.9)	30.1 (18.5)	<0.001 (-0.303)	24.7 (18.2)	27.7 (17.1)	0.06 (-0.181)
<b>BMI at biologic initiation</b>	N = 292	N = 483		N = 274	N = 271	
mean (SD)	30.0 (7.1)	28.8 (6.3)	0.019 (0.172)	30.0 (7.2)	28.8 (6.6)	0.04 (0.132)
<b>Gender</b>						
Female, N (%)	234 (62.7)	339 (55.8)	0.031 (0.142)	216 (61.7)	216 (61.7)	NA
<b>Asthma control at biologic initiation</b>	N = 228	N = 357		N = 213	N = 192	
Not controlled, n (%)	173 (75.9)	270 (75.6)	0.05	163 (76.5)	150 (78.1)	0.004
Partially controlled, n (%)	27 (11.8)	62 (17.4)	(-0.0715)	25 (11.7)	35 (18.2)	(-0.0617)
Well controlled, n (%)	28 (12.3)	25 (7.0)		25 (11.7)	7 (3.7)	
<b>Smoking status</b>	N = 292	N = 495		N = 273	N = 280	
Current, n (%)	9 (3.1)	8 (1.6)	0.069	9 (3.3)	4 (1.4)	0.290
Ex, n (%)	77 (26.4)	164 (33.1)	(0.0732)	74 (27.1)	84 (30.0)	(0.0395)
Never, n (%)	206 (70.6)	323 (65.3)		190 (69.6)	192 (68.6)	
<b>Pre-therapy exacerbation</b>	N = 373	N = 608		N = 350	N = 350	
0, n (%)	41 (11.0)	70 (11.5)		40 (11.4)	37 (10.6)	
1, n (%)	62 (16.6)	88 (14.5)	0.567	57 (16.3)	53 (15.1)	
2, n (%)	60 (16.1)	99 (16.3)	(0.0118)	52 (14.8)	60 (17.1)	0.371
3, n (%)	32 (8.6)	70 (11.5)		30 (8.6)	46 (13.1)	(-0.0769)
4, n (%)	41 (11.0)	77 (12.7)		40 (11.4)	40 (11.4)	
≥ 5, n (%)	137 (36.7)	204 (33.6)		131 (37.4)	114 (32.6)	
Receiving LTOCS, n (%)	120 (32.2)	284 (46.7)	<0.001 (-0.300)	120 (34.3)	120 (34.3)	NA

Abbreviations: BMI, body mass index; IgE, immunoglobulin E; IL-5/5R, interleukin 5/5 receptor; LTOCS, long-term oral corticosteroid; NA, not applicable; SD, standard deviation.

Note: \* The unmatched group shows the population who have started their respective therapy from 2014 onwards, who have both pre-and post-biologic initiation exacerbation data. \*The matched group shows those who have both pre-and post-biologic initiation exacerbation data and can be matched for LTOCS use, gender, and age.



FIGURE 2 Risk of experiencing an exacerbation, hospitalization or ER admission on anti-IL5/5R (n = 350) relative to anti-IgE (n = 350) in a matched cohort of patients with severe asthma from ISAR. Anti-IgE, anti-immunoglobulin E (omalizumab); anti-IL5/5R, anti-interleukin 5/5 receptor (benralizumab, mepolizumab or reslizumab); BMI, body mass index; IRR, incidence rate ratio (95% confidence interval); ISAR, International Severe Asthma Registry.

TABLE 2 Comparative effectiveness of anti-IgE or anti-IL5/5R biologics in a matched cohort of patients with severe asthma from ISAR.

	Anti-IgE		Mean Difference (SD) and p-value	Anti-IL5/5R		Mean difference (SD) and p-value
	Pre	Post		Pre	Post	
<b>Exacerbations</b>	N = 350	N = 350		N = 350	N = 350	
Mean (SD)	3.05 (1.66)	1.87 (1.72)	1.17 (1.99)	2.97 (1.78)	1.57 (1.64)	1.44 (1.95)
0, n (%)	40 (11.4)	89 (25.4)	p < 0.001	37 (10.6)	116 (33.1)	p < 0.001
1, n (%)	57 (16.3)	97 (27.7)		53 (15.1)	95 (27.1)	
2, n (%)	52 (14.8)	58 (16.6)		60 (17.1)	59 (16.9)	
3, n (%)	30 (8.6)	36 (10.3)		46 (13.1)	23 (6.6)	
4, n (%)	40 (11.4)	17 (4.9)		40 (11.4)	19 (5.4)	
≥ 5, n (%)	131 (37.4)	53 (15.1)		114 (32.6)	38 (10.9)	
<b>Hospital admissions</b>	N = 288	N = 288		N = 307	N = 307	
Mean (SD)	0.42 (1.60)	0.18 (0.76)	0.14 (0.75)	0.49 (1.20)	0.14 (0.76)	0.27 (0.79)
0, n (%)	247 (85.8)	262 (91.0)	p < 0.001	239 (77.9)	282 (91.9)	p < 0.001
1, n (%)	17 (5.9)	16 (5.6)		32 (10.4)	20 (6.5)	
2, n (%)	11 (3.8)	4 (1.4)		13 (4.2)	2 (0.7)	
≥ 3, n (%)	13 (4.5)	6 (2.1)		23 (7.5)	3 (1.0)	
<b>ER admissions</b>	N = 288	N = 288		N = 307	N = 307	
Mean (SD)	1.66 (4.50)	0.30 (1.10)	0.53 (1.20)	1.27 (3.80)	0.24 (1.00)	0.32 (0.99)
0, n (%)	199 (69.1)	241 (83.7)	p < 0.001	221 (72.0)	271 (88.3)	p < 0.001
1, n (%)	15 (5.2)	34 (11.8)		31 (10.1)	23 (7.5)	
2, n (%)	19 (6.6)	5 (1.7)		17 (5.5)	6 (2.0)	
≥ 3, n (%)	55 (19.1)	8 (2.8)		38 (12.4)	7 (2.3)	
<b>Invasive ventilations</b>	N = 288	N = 288		N = 307	N = 307	
Mean (SD)	0.06 (0.50)	0.03 (0.06)	0.042 (0.27)	0.11 (0.80)	0.03 (0.20)	0.036 (0.35)
0, n (%)	277 (96.1)	287 (99.7)	p = 0.998	291 (94.8)	299 (97.4)	p = 0.763
1, n (%)	9 (3.1)	1 (0.3)		9 (2.9)	8 (2.6)	
2, n (%)	1 (0.4)	0 (0.0)		4 (1.3)	0 (0.0)	
≥ 3, n (%)	1 (0.4)	0 (0.0)		3 (1.0)	0 (0.0)	

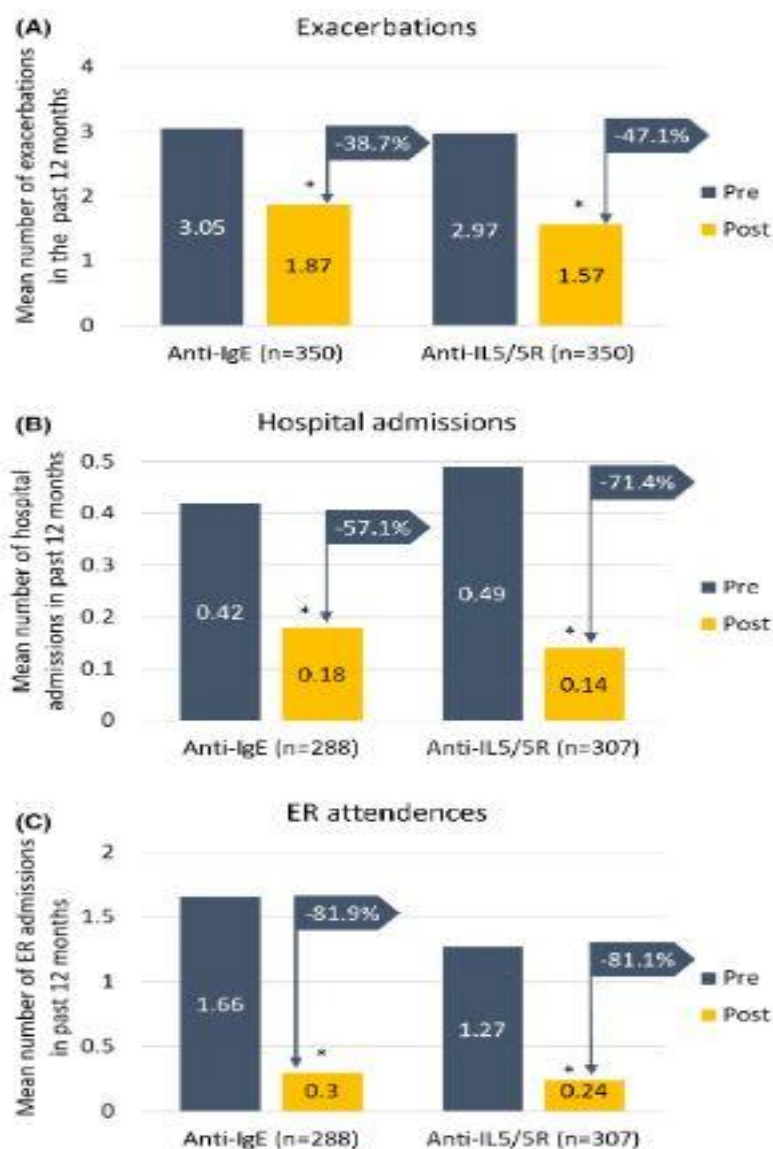
Abbreviations: Anti-IgE, anti-immunoglobulin E (omalizumab); anti-IL5/5R, anti-interleukin 5/5 receptor (benralizumab, mepolizumab or reslizumab); ER, emergency room; ISAR, International Severe Asthma Registry; SD, standard deviation.

Interestingly, despite potentially overlapping clinical indications for these biologics, we found that anti-IgE and anti-IL5/5R treated patients showed distinctive asthma phenotypes, pre-matching. Patients, who received anti-IL5/5R tended to have later onset disease, be older at biologic initiation and have a higher OCS burden (compared to anti-IgE patients). Others have confirmed phenotype-directed preferences for anti-IgE and anti-IL5/5R prescription in real life.<sup>27,28</sup> Data from the UK severe asthma registry, for example, found that younger, atopic patients with an earlier disease onset were proportionately more likely to be prescribed anti-IgE, whereas a pattern of adult-onset, older patients with comorbid nasal polyposis and OCS use was noted in those who received anti-IL-5/5R.<sup>28</sup> Data from the Wessex Asthma cohort of difficult asthma also reported a preponderance of older males, with late onset asthma and nasal polyposis in those who received mepolizumab versus omalizumab.<sup>27</sup>

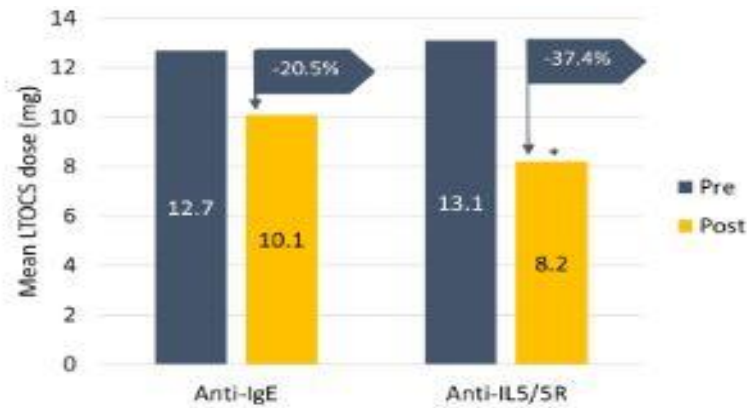
The clinical utility of biologics for severe asthma has been demonstrated in multiple randomized controlled trials (RCTs), with all biologics shown to reduce exacerbation rates compared with standard of care with a high certainty of evidence (benralizumab: IRR 0.53; dupilumab: 0.44; mepolizumab: 0.49; omalizumab: 0.56; and reslizumab: 0.46).<sup>29</sup> However, these RCT populations are not reflective of real life, thought to represent <10% of patients with severe asthma by recent estimates<sup>30</sup> and type 2 low asthma has been largely neglected, most likely due to the relatively low proportion of patients with severe asthma with this



phenotype.<sup>13</sup> Real-life studies have consistently shown better biologic-associated exacerbation rate reductions in the range of 72.8% for benralizumab,<sup>31</sup> 77.5% for mepolizumab,<sup>32</sup> 66.9% for reslizumab,<sup>33</sup> and 73.2% for omali-zumab.<sup>34</sup> These exacerbation rate reductions are greater than those seen in our study (i.e., Anti-IL- 5/5R: 47.1%; Anti-IgE: 38.7%), most likely due to differences in patient cohorts, exacerbation definitions, exacerbation rates at baseline and the presence of other confounding factors such as country, LTOCS use, and presence of nasal polyps. However, a recently published US claims database reporting a similar anti-IL5/5R-induced exacerbation rate reduction to that seen in our study (55%) found that this level of reduction is associated with a reduction in exacerbation-related costs per patient of USD \$6 4 39.35



**FIGURE 3** (A) Exacerbations, (B) hospitalizations and (C) ER admissions pre-and post-anti-IgE and anti-IL5/5R therapy in a matched cohort of patients with severe asthma from ISAR. Anti-IgE, anti-Immunoglobulin E (omalizumab); IL5/5R, interleukin 5/5 receptor (benralizumab, mepolizumab or reslizumab); ER, emergency room; ISAR, International Severe Asthma Registry. \* $p < 0.001$  compared to pre-biologic treatment.



**FIGURE 4** LTOCS mean dose reduction pre-and post-anti-IgE or anti-IL5/5R therapy in a matched cohort of patients with severe asthma from ISAR. Anti-IgE, anti-immunoglobulin E (omalizumab); IL5/5R, interleukin 5/5 receptor (benralizumab, mepolizumab or reslizumab); LTOCS, long-term oral corticosteroid; ISAR, International Severe Asthma Registry. Included patients with both pre-and post-LTOCS data – Anti-IgE: 50; Anti-IL5/5R: n = 62. \**p* = 0.023 compared to anti-IgE.

The real-life effectiveness of biologics in improving other asthma outcomes is also well documented, most recently in a large global cohort of patients with severe asthma with high OCS exposure.<sup>36</sup> In that study, biologic initiation was associated with an average reduction of 1.43 exacerbations relative to non-initiators after 1 year of treatment, but also an approximate halving of the risk and frequency of asthma-related ED visits and hospitalizations.<sup>36</sup> Importantly, this superiority of biologics occurred compared to a high OCS exposure cohort with generally improving asthma control and in an environment of reduced OCS exposure in the biologic group. Indeed, bio-logic initiators were 2 times more likely to achieve a daily long-term OCS dose <5 mg and 4 times more likely to achieve a reduction in total OCS dose of 75–100% from baseline.<sup>36</sup> The current study goes one step further, providing some evidence of superiority of one biologic class (anti-IL5/5R) over another (anti-IgE).

Comparing the efficacy of biologics for asthma is challenging as no direct head-to-head RCT comparisons have been published, and indirect comparisons have produced conflicting results.<sup>37,38</sup> The most recently published indirect comparison of biologics found no clinically significant differences in RCT efficacy outcomes between dupilumab, mepolizumab, and omalizumab in patients aged >12 years with severe type 2 asthma characterized by eosinophilia and/or perennial allergy.<sup>38</sup> However, the effectiveness of biologics in real life has recently been directly compared.<sup>39,40</sup> The first of these studies including a small population of Finnish patients with severe asthma provided some evidence of anti-IL5/5R superiority over anti-IgE for some asthma outcomes (albeit not in patients eligible for both classes).<sup>39</sup> The authors found that patients treated with anti-IL5/5R experienced a significant reduction in mean daily OCS dose, an effect which was not seen in the anti-IgE group.<sup>39</sup> Furthermore, although both anti-IL5/5R and anti-IgE significantly reduced the number of OCS courses and total number of exacerbations compared to baseline, these

reductions were more apparent in the anti-IL5/5R group; 65.8% vs. 52.8% reduction for number of OCS courses and 58.5% vs. 32.1% reduction in total number of ex-acerbations.<sup>39</sup> A more recent direct comparison of biologics found that mepolizumab, benralizumab, and omalizumab all had significant positive effects on symptom control but not lung function as measured by FEV1 and PEF in this cohort. While there were some minor differences in FEV1 and PEF responses between those taking mepolizumab and benralizumab and a tendency towards greater control of exacerbations in the benralizumab group, these observations did not reach statistical significance.<sup>40</sup> However, others have reported biologic-associated improvement in lung function.<sup>41</sup>

Our study, including a matched cohort of 700 patients from 22 countries, found remarkably similar reductions in exacerbation rate and LTOCS dose, with anti-IL5- 5R reducing mean exacerbation rate by 58.5% (vs. 32.1% for anti-IgE), and 51.7% of anti-IL5/5R patients completely eliminating LTOCS or reducing LTOCS daily dose to  $\leq 5$  mg (vs. 40.7% for anti-IgE). Others have found a greater LTOCS dose elimination or reduction potential with benralizumab than that reported here.<sup>42</sup> The PONENTE study found that when using a personalized dosage reduction algorithm, over 80% of patients treated with benralizumab could eliminate or achieve a dosage of 5 mg or less,<sup>42</sup> suggesting that a more aggressive and personalized LTOCS dose tapering schedule may be warranted in biologic treatment patients. The benefits of anti-IL5/5R over anti-IgE observed in our study and by others suggest the need to be more aggressive with biologic decisions and a greater readiness to consider switching if the desired or expected outcome is not achieved. Currently, switching biologics is not a common practice. A recently published study from ISAR found that 79% of biologic-treated patients continue with their first biologic; only 11% switched to an alternate; the most frequent first switch being from omalizumab to an anti-IL- 5/5R the largest class which includes 3 biologics.<sup>43</sup> Predictors of response to biologic classes are currently being investigated as part of the ISAR initiative.

Limitations include those common to observational studies such as missing data and recall bias. Reasons for choice of one class of biologic over another were also not collected, introducing the possibility of a phenotype selection bias, and criteria of eligibility were simplified to encompass eligibility for both biologic classes including a broad definition of allergic phenotype, defined as a positive skin prick or specific IgE test, but also, the presence of atopy and/or pre- therapy BEC cut-offs. More definitive evidence of allergy driven disease would have been preferable, but this is rarely collected in real life. Future work to assess the effectiveness of anti-IgE and anti- IL5/5R in patients eligible for both according to age of asthma onset is planned. Additionally, the LTOCS dose reduction analysis was not adjusted by country which could have confounded results due to inter-country variability in steroid tapering schedules. Some of these limitations are mitigated by the rigor of our statistical analyses. For example, the matched design and analysis help ensure efficient adjustment for potential confounders. Effectiveness was also assessed post-2014 when both biologic classes were available in all countries included, and eligibility criteria for biologic assesses were based on a large biologic prescription criteria survey, which included 28 countries.<sup>17</sup> Additional strengths of our study are its large size, incorporating a large, heterogeneous

asthma cohort (n= 350 for comparative effectiveness assessment) from 22 countries, and generalizability of our findings to the global severe asthma population.

In real life, patients eligible for both anti-IgE and anti-IL5/5R who subsequently initiated anti-IL5/5R tended to have later onset asthma and a greater LTOCS exposure than their anti-IgE counterparts pre-treatment, and experienced a greater reduction in future exacerbations, and were more like to reduce their LTOCS dose on treatment in patients matched for phenotype characteristics. These findings may be useful in assisting treatment decisions for patients with severe asthma, and add to the growing body of robust real-life data on biologics, which provide insight not only on biologic effectiveness in real life and in different patient cohorts, but also on severe asthma itself. Adequately powered, randomized controlled head-to-head comparisons of biologics for severe type 2 asthma are required to confirm these findings. A study to directly compare omalizumab and mepolizumab is currently recruiting.<sup>44</sup>

## **AUTHOR CONTRIBUTIONS**

David B. Price agrees to be accountable for all content and aspects of the work, ensuring that questions related to the accuracy or integrity of any part of the work are appropriately investigated and re-solved. Nasloon Ali, Ruth Murray, Celine Goh, Juntao Lyu, Anthony Newell, and David B. Price had full access to all the data in the study and take responsibility for the integrity of the data and the accuracy of the data analysis. All authors were involved in data acquisition or analysis and interpretation, as well as the critical revision of the manuscript for important intellectual content. All authors were involved in the conception and design of the study. All authors were responsible for drafting the manuscript. Nasloon Ali, Ruth Murray, Celine Goh, Juntao Lyu, Anthony Newell, and David B. Price provided additional administrative, technical, and material support. The study was supervised by Paul E. Pfeffer, Nasloon Ali, Ruth Murray, Charlotte Ulrik, Trung N. Tran, and David B. Price. All authors approved the final version of this manuscript and agree to be accountable for all aspects of the work.

## **ACKNOWLEDGMENTS**

In memory of Professor J. Mark Fitzgerald, the authors would like to acknowledge him for his valuable contribution to the development of the manuscript. The authors also acknowledge Ms. Daniela Morrone (MSc) of Cromosome, Verona, Italy, for her contribution during the development of the manuscript and Mr. Joash Tan (BSc, Hons) of the Observational and Pragmatic Research Institute (OPRI), for editorial and formatting assistance that supported the development of this publication.

## **FUNDING INFORMATION**

This study was conducted by the Observational and Pragmatic Research Institute (OPRI) Pte Ltd and was partially funded by Optimum Patient Care Global and AstraZeneca Ltd. No funding was received by the Observational & Pragmatic Research Institute Pte Ltd (OPRI) for its contribution.

## CONFLICT OF INTEREST STATEMENT

Paul E. Pfeffer has attended advisory boards for AstraZeneca, GlaxoSmithKline and Sanofi; has given lectures at meetings supported by AstraZeneca and GlaxoSmithKline; has taken part in clinical trials sponsored by AstraZeneca, GlaxoSmithKline, Novartis and Sanofi, for which his institution received remuneration; and has a current research grant funded by GlaxoSmithKline. Nasloon Ali was an employee of OPRI at the time this research was conducted. OPRI conducted this study in collaboration with Optimum Patient Care and AstraZeneca. Ruth B. Murray declares no relevant conflicts of interest. Charlotte Ulrik has attended advisory boards for AstraZeneca, ALK-Abello, GSK, Boehringer Ingelheim, Novartis, Chiesi, TEVA, Covis Pharma, and Sanofi-Genzyme; has given lectures at meetings supported by AstraZeneca, Sandoz, Mundipharma, Chiesi, Boehringer Ingelheim, Orion Pharma, Novartis, TEVA, Sanofi-Genzyme, and GlaxoSmithKline; has taken part in clinical trials sponsored by AstraZeneca, Novartis, Merck, InsMed, ALK-Abello, Sanofi-Genzyme, GlaxoSmithKline, Boehringer Ingelheim, Regeneron, Chiesi, and Novartis; and has received educational and research grants from AstraZeneca, Mundi Pharma, Boehringer Ingelheim, Novartis, TEVA, GlaxoSmithKline, and Sanofi-Genzyme. Trung N. Tran is an employee of AstraZeneca; AstraZeneca is a co-funder of the International Severe Asthma Registry. Jorge Maspero reports personal fees from AstraZeneca, grants and personal fees from Sanofi, personal fees from IMMUNOTEK, personal fees from SANOFI, outside the submitted work. Matthew Peters declares personal fees and non-financial support from AstraZeneca and GlaxoSmithKline. George C. Christoff declares no relevant conflicts of interest. Mohsen Sadatsafavi has received honoraria from AZ, BI, TEVA, and GSK for purposes unrelated to the content of this manuscript and has received research funding from AZ and BI directly into his research account from AZ for unrelated projects. Carlos A. Torres-Duque has received fees as advisory board participant and/or speaker from AstraZeneca, Boehringer Ingelheim, GlaxoSmithKline, Novartis, and Sanofi-Aventis; has taken part in clinical trials from AstraZeneca, Novartis, and Sanofi-Aventis; has received unrestricted grants for investigator-initiated studies at Fundacion Neumologica Colombiana from AstraZeneca, Boehringer Ingelheim, GlaxoSmithKline, Grifols, and Novartis. Alan Altraja has received lecture fees from AstraZeneca, Boehringer Ingelheim, Chiesi, GlaxoSmithKline, MSD, Noramedia, Novartis, Sanofi, Zentiva, and Orion; sponsorships from AstraZeneca, Boehringer Ingelheim, Chiesi, GlaxoSmithKline, MSD, Noramedia, Sanofi, and Novartis; and has been a member of advisory boards for AstraZeneca, Boehringer Ingelheim, GlaxoSmithKline, Novartis, Sanofi, and Teva. Lauri Lehtimäki declares personal fees for consultancy, lectures and attending advisory boards from ALK, AstraZeneca, Boehringer Ingelheim, Circassia, Chiesi, GlaxoSmithKline, Mundipharma, Novartis, Orion Pharma, Sanofi, and Teva. Nikolaos G. Papadopoulos declares research support from Gerolymatos, Menarini, Nutricia, and Vian; and consultancy/speaker fees from ASIT, AZ, Boehringer Ingelheim, GSK, HAL Allergy, Medscape, Menarini, MSD, Mylan, Novartis, and Nutricia, OM Pharma, Sanofi, and Takeda. Sundeep Salvi: declares research support and speaker fees from Cipla, Glenmark, GSK. Richard W. Costello has received honoraria for lectures from Aerogen, AstraZeneca, Boehringer Ingelheim, GlaxoSmithKline, Novartis, and Teva. He is a member of advisory boards for GlaxoSmithKline and Novartis, has received grant support from GlaxoSmithKline and Aerogen and has patents in the use of acoustics in the diagnosis of lung disease, assessment of adherence and prediction of exacerbations. Breda Cushen has received honoraria for lectures from AstraZeneca, Novartis, and Boehringer Ingelheim. Enrico Heffler participates in speaking activities and industry advisory committees for AstraZeneca, Sanofi-Genzyme, GSK, Novartis, TEVA, Circassia, and Nestlé Purina. Takashi Iwanaga declares

grants from Astellas, Boehringer Ingelheim, Daiichi-Sankyo, Kyorin, Meiji Seika Pharma, Teijin Pharma, Ono, and Taiho, and lecture fees from Kyorin, GlaxoSmithKline, and AstraZeneca. Mona Al-Ahmad has received advisory board and speaker fees from AstraZeneca, Sanofi, Novartis, and GlaxoSmithKline. Received a grant from Kuwait Foundation for the Advancement of Sciences (KFAS). Désirée Larenas Linnemann reports personal fees from Allakos, Amstrong, Astrazeneca, Bayer, Chiesi, DBV Technologies, Grunenthal, GSK, Mylan/Viatris, Menarini, MSD, Novartis, Sanofi, Siegfried, UCB, Carnot, grants from Sanofi, Lilly, Pfizer, Abbvie, Astrazeneca, Novartis, Circassia, UCB, GSK, Purina institute, outside the submitted work. Piotr Kuna reports personal fees from Adamed, personal fees from AstraZeneca, personal fees from Berlin Chemie Manarini, personal fees from Boehringer Ingelheim, personal fees from Lekam, personal fees from Novartis, personal fees from Chiesi, personal fees from Polpharma, personal fees from Sanofi, personal fees from Teva, personal fees from Zentiva, outside the submitted work. João A Fonseca reports grants from or research agreements with AstraZeneca, Mundipharma, Sanofi Regeneron and Novartis. Personal fees for lectures and attending advisory boards: AstraZeneca, GSK, Mundipharma, Novartis, Sanofi Regeneron, and TEVA. Riyadh Al-Lehebi has given lectures at meetings supported by AstraZeneca, Boehringer Ingelheim, GlaxoSmithKline, and Sanofi, and participated in advisory board fees from GlaxoSmithKline. Chin Kook Rhee declares consultancy and lecture fees from AstraZeneca, Boehringer Ingelheim, GlaxoSmithKline, Mundipharma, MSD, Novartis, Sandoz, Sanofi, Takeda, and Teva-Handok. Luis Perez- de- Llano declares non-financial support, personal fees, and grants from Teva; non-financial support and personal fees from Boehringer Ingelheim, Esteve, GlaxoSmithKline, Mundipharma, and Novartis; personal fees and grants from AstraZeneca and Chiesi; personal fees from Sanofi; and non-financial support from Menairi outside the submitted work. Diahn-Warng Perng (Steve) received sponsorship to attend or speak at international meetings, honoraria for lecturing or attending advisory boards, and research grants from the following companies: AstraZeneca, Boehringer Ingelheim, GlaxoSmithKline, Novartis, Daiichi Sankyo, Shionogi, and Orient Pharma. Bassam Mahboub reports no conflict of interest. Eileen Wang has received honoraria from AstraZeneca, GlaxoSmithKline, Wefight, and Clinical Care Options. She has been an investigator on studies sponsored by AstraZeneca, GlaxoSmithKline, Genentech, Sanofi, Novartis, and Teva, for which her institution has received funding. Celine Goh is an employee of the Observational and Pragmatic Research Institute OPRI. OPRI conducted this study in collaboration with Optimum Patient Care and AstraZeneca. Juntao Lyu is an employee of Optimum Patient Care (OPC), OPC a co-funder of the International Severe Asthma Registry. Anthony Newell was an employee of OPC at the time this research was conducted, OPC a co-funder of the International Severe Asthma Registry. Marianna Alacqua was an employee of AstraZeneca at the time this research was conducted. AstraZeneca is a co-funder of the International Severe Asthma Registry. Andrey S. Belevskiy has received lecture grants from AstraZeneca, Boehringer Ingelheim, Chiesi, GlaxoSmithKline, and Sanofi. Mohit Bhutani has received advisory board and speaker fees from AstraZeneca, GlaxoSmithKline, Pfizer, Sanofi Genzyme, and Covis pharmaceuticals; has been an investigator on clinical trials sponsored by AstraZeneca, GlaxoSmithKline, Sanofi Genzyme, and Boehringer Ingelheim. Leif Bjermer has (in the last 3 years) received lecture or advisory board fees from Alk-Abello, AstraZeneca, Boehringer Ingelheim, Chiesi, GlaxoSmithKline, Mundipharma, Novartis, Sanofi, Genzyme/Regeneron, and Teva. Unnur Bjornsdottir receives gratuities for lectures/presentations from AstraZeneca, Sanofi, and Novartis. Arnaud Bourdin has received industry-sponsored grants from AstraZeneca-MedImmune, Boehringer Ingelheim, Cephalon/Teva, GlaxoSmithKline, Novartis, Sanofi-Regeneron and consultancies with AstraZeneca-MedImmune, Boehringer Ingelheim, GlaxoSmithKline, Novartis, Regeneron-Sanofi, Med- in- Cell, Actelion, Merck, Roche, and

Chiesi. Anna von Bülow re-ports speakers' fees and consultancy fees from AstraZeneca, GlaxoSmithKline, and Novartis, outside the submitted work. She has also attended advisory board for Novartis and AstraZeneca. John Busby declares no relevant conflicts of interest. Giorgio Walter Canonica has received research grants, as well as lecture or advisory board fees from A. Menarini, Alk-Albello, Allergy Therapeutics, Anallergo, AstraZeneca, MedImmune, Boehringer Ingelheim, Chiesi Farmaceutici, Circassia, Danone, Faes, Genentech, Guidotti Malesci, GlaxoSmithKline, Hal Allergy, Merck, MSD, Mundipharma, Novartis, Orion, Sanofi Aventis, Sanofi, Genzyme/Regeneron, Stallergenes, UCB Pharma, Uriach Pharma, Teva, Thermo Fisher, and Valeas. Borja G. Cosio declares grants from Chiesi and GSK; personal fees for advisory board activities from Chiesi, GSK, Novartis, Sanofi and AstraZeneca; and payment for lectures/speaking engagements from Chiesi, Novartis, GSK, Menarini, and AstraZeneca, outside the sub-mitted work. Del Dorscheid is supported by the following grants and clinical trials: Canadian Institutes of Health Research, British Columbia Lung Association, and Michael Smith Foundation for Health Research and AstraZeneca, Teva and Sanofi Regeneron. He has received speaking fees, travel grants, unrestricted project grants, writing fees and is a paid consultant via ad boards and other mechanisms for Sanofi Regeneron, Novartis Canada, AstraZeneca, GlaxoSmithKline, and ValeoPharma. Mariana Muñoz-Esquerre has attended advisory boards for AstraZeneca, ALK-Abello, GSK, Chiesi, TEVA, and Sanofi-Genzyme; has given lectures at meetings supported by AstraZeneca, Chiesi, Novartis, TEVA, Sanofi-Genzyme, Ferrer, and GlaxoSmithKline; has taken part in clinical trials sponsored by AstraZeneca, GlaxoSmithKline, Regeneron, Palobiofarma, Chiesi, and Novartis; and has received educational and research grants from AstraZeneca, Novartis, ALK-Abello, TEVA, GlaxoSmithKline, Chiesi, and Sanofi-Genzyme. J. Mark FitzGerald reports grants from AstraZeneca, GSK, Sanofi Regeneron, Novartis paid directly to UBC. Personal fees for lectures and attending advisory boards: AstraZeneca, GSK, Sanofi Regeneron, TEVA. Peter G. Gibson has received speakers and grants to his institution from AstraZeneca, GlaxoSmithKline, and Novartis. Esther Garcia Gil was an employee of AstraZeneca at the time this research was conducted. AstraZeneca is a co-funder of the International Severe Asthma Registry. Liam G. Heaney declares he has received grant funding, participated in advisory boards and given lectures at meetings supported by Amgen, AstraZeneca, Boehringer Ingelheim, Circassia, Evelo Biosciences, Hoffmann la Roche, GlaxoSmithKline, Novartis, Theravance, and Teva; he has taken part in asthma clinical trials sponsored by Boehringer Ingelheim, Hoffmann la Roche, and GlaxoSmithKline for which his institution received remuneration; he is the Academic Lead for the Medical Research Council Stratified Medicine UK Consortium in Severe Asthma which involves industrial partnerships with a number of pharmaceutical companies including Amgen, AstraZeneca, Boehringer Ingelheim, GlaxoSmithKline, Hoffmann la Roche, and Janssen. Mark Hew declares grants and other advisory board fees (made to his institutional employer) from AstraZeneca, GlaxoSmithKline, Novartis, Sanofi, and Seqirus, for unrelated projects. Ole Hilberg declares lecture and advisory board fees from GSK, AZ, BI, TEVA, Chiesi, Novatis, MSD, and Sanofi. Flavia Hoyte declares honoraria from AstraZeneca. She has been an investigator on clinical trials sponsored by AstraZeneca, GlaxoSmithKline, Genentech, Teva, and Sanofi, for which her institution has received funding. David J. Jackson has received advisory board and speaker fees from AstraZeneca, GlaxoSmithKline, Boehringer Ingelheim, Teva, Napp, Chiesi, Novartis and research grant funding from AstraZeneca. Mariko Siyue Koh reports grant support from AstraZeneca, and honoraria for lectures and advisory board meetings paid to her hospital (Singapore General Hospital) from GlaxoSmithKline, AstraZeneca, Sanofi, and Boehringer Ingelheim, outside the submitted work. Ko, Hsin-Kuo Bruce has received advisory board and speaker fees from AstraZeneca, GlaxoSmithKline, Boehringer Ingelheim, Chiesi, and Novartis. Jae Ha Lee reports no conflict of interest. Sverre Lehmann declares

receipt of lecture (personal) and advisory board (to employer) fees from AstraZeneca, Boehringer Ingelheim, and Novartis. He has participated in research with AstraZeneca and GSK for which his institution has been remunerated. Cláudia Chaves Loureiro has received advisory board and speaker fees from AstraZeneca, GlaxoSmithKline, Novartis, Sanofi, Teva, and research grant funding from GlaxoSmithKline. Dora Ludviksdottir reports no conflict of interest. Andrew N. Menzies-Gow has attended advisory boards for AstraZeneca, GlaxoSmithKline, Novartis, Sanofi, and Teva, and has received speaker fees from AstraZeneca, Novartis, Teva, and Sanofi. He has participated in re-search with AstraZeneca for which his institution has been remunerated and has attended international conferences with Teva. He has had consultancy agreements with AstraZeneca and Sanofi. Patrick Mitchell has received speaker fees from GlaxoSmithKline, AstraZeneca, Teva, and Novartis, and has received grants from AstraZeneca and Teva. Daniela Morrone declares no relevant conflicts of interest. Andriana I. Papaioannou has received fees and honoraria from Menarini, GSK, Novartis, Elpen, Boehringer Ingelheim, AstraZeneca, and Chiesi. Todor A. Popov declares relevant research support from Novartis and Chiesi Pharma. Celeste M. Porsbjerg has attended advisory boards for AstraZeneca, Novartis, TEVA, and Sanofi- Genzyme; has given lectures at meetings supported by AstraZeneca, Novartis, TEVA, Sanofi-Genzyme, and GlaxoSmithKline; has taken part in clinical trials sponsored by AstraZeneca, Novartis, MSD, Sanofi-Genzyme, GlaxoSmithKline, and Novartis; and has received educational and research grants from AstraZeneca, Novartis, TEVA, GlaxoSmithKline, ALK, and Sanofi-Genzyme. Laila Salameh declares no relevant conflicts of interest. Concetta Sirena declares no relevant conflicts of interest. Camille Taillé has received lecture or advisory board fees and grants to her institution from AstraZeneca, Sanofi, GlaxoSmithKline, Chiesi, and Novartis, for unrelated projects. Christian Taube declares no relevant conflicts of interest. Yuji Tohda declares honoraria from Kyorin Pharma and Teijin Pharma, and research funding from Kyorin Pharma and Meiji Seika Pharma. Michael E. Wechsler reports grants and/or personal fees from Novartis, Sanofi, Regeneron, Genentech, Sentien, Restorbio, Equillium, Genzyme, Cohero Health, Teva, Boehringer Ingelheim, AstraZeneca, Amgen, GlaxosmithKline, Cytoreason, Cerecor, Sound biologic, Incyte, Kinaset. David Price has advisory board membership with Amgen, AstraZeneca, Boehringer Ingelheim, Chiesi, Circassia, Mylan, Mundipharma, Novartis, Regeneron Pharmaceuticals, Sanofi Genzyme, Teva Pharmaceuticals, Thermofisher; consultancy agree-ments with Amgen, AstraZeneca, Boehringer Ingelheim, Chiesi, GlaxoSmithKline, Mylan, Mundipharma, Novartis, Pfizer, Teva Pharmaceuticals, Theravance; grants and unrestricted funding for investigator-initiated studies (conducted through Observational and Pragmatic Research Institute Pte Ltd) from AstraZeneca, Boehringer Ingelheim, Chiesi, Circassia, Mylan, Mundipharma, Novartis, Pfizer, Regeneron Pharmaceuticals, Respiratory Effectiveness Group, Sanofi Genzyme, Teva Pharmaceuticals, Theravance, UK National Health Service; payment for lectures/speaking engagements from AstraZeneca, Boehringer Ingelheim, Chiesi, Cipla, GlaxoSmithKline, Kyorin, Mylan, Mundipharma, Novartis, Regeneron Pharmaceuticals, Sanofi Genzyme, Teva Pharmaceuticals; payment for the development of educational materials from Mundipharma, Novartis; payment for travel/accommodation/meeting expenses from AstraZeneca, Boehringer Ingelheim, Mundipharma, Mylan, Novartis, Thermofisher; funding for patient enrolment or completion of research from Novartis; stock/stock options from AKL Research and Development Ltd which produces phytopharmaceuticals; owns 74% of the social enterprise Optimum Patient Care Ltd (Australia and UK) and 74% of Observational and Pragmatic Research Institute Pte Ltd (Singapore); 5% shareholding in Timestamp which develops adherence monitoring technology; is peer reviewer for grant committees of the Efficacy and Mechanism Evaluation programme, and Health Technology Assessment; and was an expert witness for GlaxoSmithKline.



## REFERENCES

1. Pavord ID, Beasley R, Agusti A, et al. After asthma: redefining air-ways diseases. *Lancet*. 2018;391:350-400.
2. McGregor MC, Krings JG, Nair P, Castro M. Role of biologics in asthma. *Am J Respir Crit Care Med*. 2019;199:433-445.
3. Kuruvilla ME, Lee FE-H, Lee GB. Understanding asthma phenotypes, endotypes, and mechanisms of disease. *Clin Rev Allergy Immunol*. 2019;56:219-233.
4. Bateman ED, Hurd SS, Barnes PJ, et al. Global strategy for asthma management and prevention: GINA executive summary. *Eur Respir J*. 2008;31:143-178.
5. GINA. Difficult-to-treat and severe asthma in adolescent and adult patients. Diagnosis and management. A GINA Pocket Guide for Health Professionals. 2018 <https://ginasthma.org/wp-content/uploads/2019/04/GINA-Severe-asthma-Pocket-Guide-v2.0-wms-1.pdf>
6. Molino NA, Gossage D, Kolbeck R, Parker JM, Geba GP. Molecular and clinical rationale for therapeutic targeting of interleukin-5 and its receptor. *Clin Exp Allergy*. 2012;42:712-737.
7. FitzGerald JM, Bleecker ER, Nair P, et al. Benralizumab, an anti-interleukin-5 receptor  $\alpha$  monoclonal antibody, as add-on treatment for patients with severe, uncontrolled, eosinophilic asthma (CALIMA): a randomised, double-blind, placebo-controlled phase 3 trial. *Lancet*. 2016;388:2128-2141.
8. Bleecker ER, FitzGerald JM, Chaney P, et al. Efficacy and safety of benralizumab for patients with severe asthma uncontrolled with high-dosage inhaled corticosteroids and long-acting  $\beta_2$ -agonists (SIROCCO): a randomised, multicentre, placebo-controlled phase 3 trial. *Lancet*. 2016;388:2115-2127.
9. Castro M, Mathur S, Hargreave F, et al. Reslizumab for poorly controlled, eosinophilic asthma: a randomized, placebo-controlled study. *Am J Respir Crit Care Med*. 2011;184:1125-1132.
10. Castro M, Zangrilli J, Wechsler ME, et al. Reslizumab for inadequately controlled asthma with elevated blood eosinophil counts: results from two multicentre, parallel, double-blind, randomised, placebo-controlled, phase 3 trials. *Lancet Respir Med*. 2015;3:355-366.
11. Pavord ID, Korn S, Howarth P, et al. Mepolizumab for severe eosinophilic asthma (DREAM): a multicentre, double-blind, placebo-controlled trial. *Lancet*. 2012;380:651-659.
12. Ortega HG, Yancey SW, Mayer B, et al. Severe eosinophilic asthma treated with mepolizumab stratified by baseline eosinophil thresholds: a secondary analysis of the DREAM and MENSA studies. *Lancet Respir Med*. 2016;4:549-556.

13. Heaney LG, Perez de Llano L, Al-Ahmad M, et al. Eosinophilic and non- eosinophilic asthma: an expert consensus framework to characterize phenotypes in a global real-life severe asthma cohort. *Chest*. 2021;160:814-830.
14. Corren J. Inhibition of interleukin-5 for the treatment of eosinophilic diseases. *Discov Med*. 2012;13:305- 312.
15. Global Initiative for Asthma. Global Strategy for Asthma Management and Prevention. 2020 [https://ginasthma.org/wp-content/uploads/2020/04/GINA-2020- full- report\\_-final -\\_wms.pdf](https://ginasthma.org/wp-content/uploads/2020/04/GINA-2020- full- report_-final -_wms.pdf)
16. Kuruvilla M, Ariue B, Oppenheimer JJ, Singh U, Bernstein JA. Clinical use of biologics for asthma treatment by allergy specialists: a questionnaire survey. *Ann Allergy Asthma Immunol*. 2020;125:433-439. doi:10.1016/j.anai.2020.06.041
17. Porsbjerg CM, Menzies-Gow AN, Tran TN, et al. Global variability in administrative approval prescription criteria for biologic therapy in severe asthma. *J Allergy Clin Immunol Pract*. 2022;10:1202-1216.
18. Albers FC, Müllerová H, Gunsoy NB, et al. Biologic treatment eligibility for real-world patients with severe asthma: the IDEAL study. *J Asthma*. 2018;55:152-160.
19. Cockle SM, Stynes G, Gunsoy NB, et al. Comparative effectiveness of mepolizumab and omalizumab in severe asthma: an indirect treatment comparison. *Respir Med*. 2017;123:140-148.
20. Chapman KR, Albers FC, Chipps B, et al. The clinical benefit of mepolizumab replacing omalizumab in uncontrolled severe eosinophilic asthma. *Allergy*. 2019;74:1716-1726.
21. ISAR Study Group. International severe asthma registry (ISAR): Mission statement. *Chest*. 2020;157:805-814.
22. FitzGerald JM, Tran TN, Alacqua M, et al. International severe asthma registry (ISAR): protocol for a global registry. *BMC Med Res Methodol*. 2020;20:212.
23. Bulathsinhala L, Eleangovan N, Heaney LG, et al. Development of the international severe asthma registry (ISAR): a modified Delphi study. *J Allergy Clin Immunol Pract*. 2019;7:578-588.e2.
24. Global Initiative for Chronic Obstructive Lung Disease. Global Strategy for the diagnosis, management, and prevention of chronic obstructive pulmonary disease. 2018 [https://goldcopd.org/wp-content/uploads/2017/11/GOLD-2018- v6.0- FINAL - revised- 20-Nov\\_WMS.pdf](https://goldcopd.org/wp-content/uploads/2017/11/GOLD-2018- v6.0- FINAL - revised- 20-Nov_WMS.pdf)
25. Ivanova JI, Bergman R, Birnbaum HG, Colice GL, Silverman RA, McLaurin K. Effect of asthma exacerbations on health care costs among asthmatic patients with moderate and severe persistent asthma. *J Allergy Clin Immunol*. 2012;129:1229-1235.

26. Price DB, Trudo F, Voorham J, et al. Adverse outcomes from initiation of systemic corticosteroids for asthma: long-term observational study. *J Asthma Allergy*. 2018;11:193-204.
27. Fong WCG, Azim A, Knight D, et al. Real-world omalizumab and mepolizumab treated difficult asthma phenotypes and their clinical outcomes. *Clin Exp Allergy*. 2021;51:1019-1032.
28. Jackson DJ, Busby J, Pfeffer PE, et al. Characterisation of patients with severe asthma in the UK severe asthma registry in the biologic era. *Thorax*. 2021;76:220-227.
29. Agache I, Akdis C, Akdis M, et al. EAACI biologicals guidelines: recommendations for severe asthma. *Allergy*. 2021;76:14-44. <https://www.eaaci.org/resources-list/resources/4704-eaaci-biologicals-guidelines-%E2%80%93-recommendations-for-severe-asthma.html>
30. Brown T, Jones T, Gove K, et al. Randomised controlled trials in severe asthma: selection by phenotype or stereotype. *Eur Respir J*. 2018;52:1801444.
31. Kavanagh JE, Hearn AP, Dhariwal J, et al. Real-world effectiveness of Benralizumab in severe eosinophilic asthma. *Chest*. 2021;159:496-506.
32. Domingo Ribas C, Carrillo Díaz T, Blanco Aparicio M, Martínez Moragón E, Banas Conejero D, Sánchez Herrero MG. REal world effectiveness and safety of mepolizumab in a multicentric Spanish cohort of asthma patients stratified by eosinophils: the REDES study. *Drugs*. 2021;81:1763-1774.
33. Wechsler ME, Peters SP, Hill TD, et al. Clinical outcomes and health-care resource use associated with Reslizumab treatment in adults with severe eosinophilic asthma in real-world practice. *Chest*. 2021;159:1734-1746.
34. Papaioannou AI, Mplizou M, Porpodis K, et al. Long-term efficacy and safety of omalizumab in patients with allergic asthma: a real-life study. *Allergy Asthma Proc*. 2021;42:235-242.
35. Chung Y, Katial R, Mu F, et al. Real-world effectiveness of benralizumab: results from the ZEPHYR 1 study. *Ann Allergy Asthma Immunol*. 2022;128:669-676.
36. Chen W, Sadatsafavi M, Chong Boon Wong N, et al. Impact of initiating biologics in patients on long-term OCS or frequent rescue steroids (GLITTER). *American Thoracic Society*. 2022;205:A2365.
37. Viswanathan RK, Busse WW. How to compare the efficacy of biologic agents in asthma. *Ann Allergy Asthma Immunol*. 2020;125:137-149.
38. Prætorius K, Henriksen DP, Schmid JM, et al. Indirect comparison of efficacy of dupilumab versus mepolizumab and omalizumab for severe type 2 asthma. *ERJ Open Res*. 2021;7:7. doi:10.1183/23120541.00306-2021

39. Kotisalmi E, Hakulinen A, Mäkelä M, Toppila-Salmi S, Kauppi P. A comparison of biologicals in the treatment of adults with severe asthma—real-life experiences. *Asthma Res Pract.* 2020;6:2.
40. AlShareef S, McDonald CF, Lee J. Clinical and lung function out-comes after anti-IgE or anti-IL5 therapy in severe asthma. *J Asthma Allergy.* 2022;15:209-217.
41. Charles D, Shanley J, Temple S-N, Rattu A, Khaleva E, Roberts G. Real- world efficacy of treatment with benralizumab, dupilumab, mepolizumab and reslizumab for severe asthma: a systematic re-view and meta-analysis. *Clin Exp Allergy.* 2022;52:616-627.
42. Menzies-Gow A, Gurnell M, Heaney LG, et al. Oral corticosteroid elimination via a personalised reduction algorithm in adults with severe, eosinophilic asthma treated with benralizumab (PONENTE): a multicentre, open-label, single-arm study. *Lancet Respir Med.* 2021;10:47-58. doi:10.1016/S2213-2600(21)00352-0
43. Menzies-Gow AN, McBrien C, Unni B, et al. Real world biologic use and switch patterns in severe asthma: data from the international severe asthma registry and the US CHRONICLE study. *J Asthma Allergy.* 2022;15:63-78.
44. Study of magnitude and precision of response to omalizumab and mepolizumab in adult severe asthma (PREDICTUMAB). <https://clinicaltrials.gov/ct2/show/NCT03476109?term=NCT03476109&draw=2&rank=1>