



HAL
open science

Giant slip length at a supercooled liquid-solid interface

Suzanne Lafon, Alexis Chennevière, Frédéric Restagno, Samy Merabia,
Laurent Joly

► **To cite this version:**

Suzanne Lafon, Alexis Chennevière, Frédéric Restagno, Samy Merabia, Laurent Joly. Giant slip length at a supercooled liquid-solid interface. *Physical Review E*, 2023, 107 (2), pp.025101. 10.1103/PhysRevE.107.025101 . hal-04030292

HAL Id: hal-04030292

<https://hal.science/hal-04030292>

Submitted on 15 Mar 2023

HAL is a multi-disciplinary open access archive for the deposit and dissemination of scientific research documents, whether they are published or not. The documents may come from teaching and research institutions in France or abroad, or from public or private research centers.

L'archive ouverte pluridisciplinaire **HAL**, est destinée au dépôt et à la diffusion de documents scientifiques de niveau recherche, publiés ou non, émanant des établissements d'enseignement et de recherche français ou étrangers, des laboratoires publics ou privés.

Giant slip length at a supercooled liquid-solid interface

Suzanne Lafon,^{1,*} Alexis Chennevière,² Frédéric Restagno,¹ Samy Merabia,³ and Laurent Joly³

¹Paris-Saclay University, CNRS, Solid State Physics Laboratory, 91405 Orsay, France

²CEA Saclay, Léon Brillouin Laboratory, 91191 Gif-sur-Yvette, France

³Univ Lyon, Univ Claude Bernard Lyon 1, CNRS, Institut Lumière Matière, F-69622, VILLEURBANNE, France

(Dated: December 1, 2022)

The effect of temperature on friction and slip at the liquid-solid interface has attracted attention over the last twenty years, both numerically and experimentally. However, the role of temperature on slip close to the glass transition has been less explored. Here, we use molecular dynamics to simulate a bi-disperse atomic fluid, which can remain liquid below its melting point (supercooled state), to study the effect of temperature on friction and slip length between the liquid and a smooth apolar wall, in a broad range of temperatures. At high temperatures, an Arrhenius law fits well the temperature dependence of viscosity, friction and slip length. In contrast, when the fluid is supercooled, the viscosity becomes super-Arrhenian, while interfacial friction can remain Arrhenian or even drastically decrease when lowering the temperature, resulting in a massive increase of the slip length. We rationalize the observed superlubricity by the surface crystallization of the fluid, and the incommensurability between the structures of the fluid interfacial layer and of the wall. This study calls for experimental investigation of the slip length of supercooled liquids on low surface energy solids.

INTRODUCTION

In 1823, Navier [1] postulated the existence of a velocity jump at the liquid-solid interface and proposed a linear relation between the interfacial stress and the velocity jump: $\tau_{LS} = \lambda V_s$, where λ is the interfacial friction coefficient and V_s is the velocity jump, also called the slip velocity. Because of stress continuity, this is equal to the bulk shear stress $\tau_{\text{bulk}} = \eta \dot{\gamma}$, with η the fluid viscosity and $\dot{\gamma}$ the shear rate for sufficiently low shear rates [2]. A more classical way of characterizing slip at the solid-liquid interface is to introduce the slip length b , which is the length at which the velocity profile of the liquid linearly extrapolates to the velocity of the wall [3], leading to:

$$b = \frac{V_s}{\dot{\gamma}} = \frac{\eta}{\lambda}. \quad (1)$$

The slip length b is thus dependent on the liquid-surface interaction through the friction coefficient λ . Since both the viscosity η and the friction coefficient λ depend on temperature, so does the slip length b . However, η and λ are both decreasing functions of temperature, thus the resulting effect of temperature on the slip length is not trivial.

In the literature, various behaviors of $b(T)$ have been observed. Experimentally, Bäumchen *et al.* [4] reported a decreasing $b(T)$ for PS thin films, while Drda and Wang [5] observed an almost constant slip length for PE melts. Using molecular dynamics (MD) simulations, Servantie and Müller [6] reported non-monotonic variations of the slip length of a Lennard-Jones (LJ) polymer, and Herrero *et al.* [7] measured a decreasing $b(T)$ for water and methanol on different types of surfaces. In addition, Andrienko *et al.* [8] predicted a jump of the slip length at

low temperatures because of prewetting transition at the interface between a binary mixture and a solid wall.

Different models have been proposed in order to rationalize the temperature dependence of the viscosity η , the friction coefficient λ and the slip length b . A simple description is Eyring's theory, which assumes that flow is an activated process: in order to jump from one position to a neighbouring one, a given molecule has to overcome an energy barrier E_a . Although it has been shown that the real microscopic dynamics is not a barrier hopping mechanism [9, 10], Eyring's theory is still useful to compare the general temperature dependency of η and λ in ordinary liquids. It can be applied both to the bulk flow, leading to an Arrhenian viscosity $\eta \propto \exp\{E_{a,\text{viscous}}/(k_B T)\}$ [11], and to the flow near the wall, leading to an Arrhenian friction coefficient $\lambda \propto \exp\{E_{a,\text{friction}}/(k_B T)\}$ [12, 13]. Therefore, the slip length also follows an Arrhenius law [11, 14–17], which can be expressed as:

$$b \propto \exp\left(\frac{E_{a,\text{viscous}} - E_{a,\text{friction}}}{k_B T}\right), \quad (2)$$

and one cannot know *a priori* its variation with temperature. Recently, Hénot *et al.* [18] have used this formalism to discuss the effect of temperature on the slip length of PDMS melts measured with a velocimetry technique. Equation (2) fits well their data, and depending on the surface, $E_{a,\text{friction}}$ was either larger than or equal to $E_{a,\text{viscous}}$, implying that the slip length was increasing or constant with temperature, respectively.

However, this Arrhenius picture is not always accurate, especially for supercooled liquids. Indeed, near the glass transition, the viscosity increases much more sharply than an Arrhenian dependency. To account for this quick increase, other models have been proposed, among which the Vogel-Fulcher-Tammann (VFT) law [19–21], which

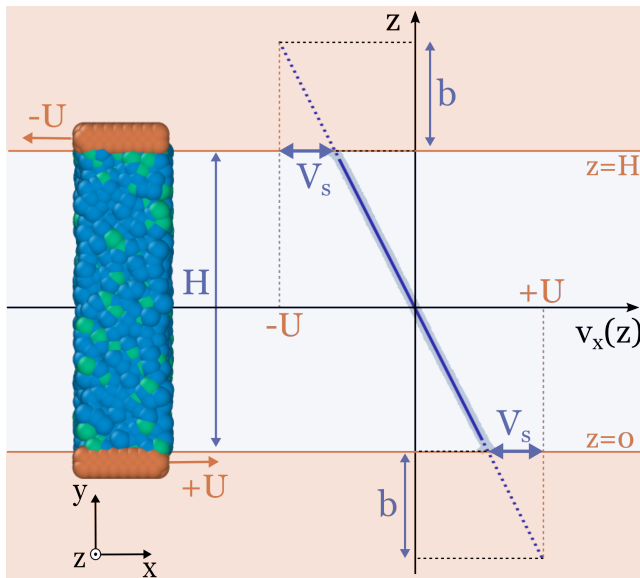


FIG. 1. Schematic of the simulated system and corresponding flow profile $v_x(z)$ of the liquid. The bottom (top) wall has a velocity $+U$ ($-U$) along the x direction. The distance between the walls is denoted H . The slip length b is defined as the length at which the velocity profile extrapolates to the velocity of the wall. The slip velocity V_s is the velocity difference between the velocity of the liquid at the wall and the velocity of the wall.

states that $\eta \propto \exp\{A/(T - T_{\text{VFT}})\}$, with T_{VFT} a reference temperature at which the viscosity diverges. This law is widely used to describe the temperature dependence of the viscosity close to the glass transition, and it has also been used to describe the temperature dependence of the friction coefficient [7].

In this article, we present MD computations of the slip length of a model bi-disperse LJ liquid in a wide range of temperatures. Far from the glass transition temperature, we show that the slip length is Arrhenian with an effective activation energy controlled by the strength of the liquid-solid (L-S) interaction: $b(T)$ decreases with temperature for weak L-S coupling while it increases with temperature for strong interaction with the wall. At lower temperatures, the slip length may increase by orders of magnitude as a result of the super-Arrhenian behavior of the viscosity, and the Arrhenian or even sub-Arrhenian behavior of the friction coefficient. In particular, for weakly interacting surfaces, the first liquid layers become structured and the incommensurability between the fluid local structure and the wall lattice results in a strong reduction of the L-S friction, and thus giant values of the slip length.

METHODS

We perform MD simulations using the LAMMPS package [22]. We simulate a shear flow of a Kob-Andersen

(KA) binary LJ liquid [23] sheared between two LJ walls (see Fig. 1). We use the KA liquid described in [24], which is a mixture of two particle types $i = A, B$ in a 80 – 20 ratio. They interact through a LJ pair potential $V_{ij}(r) = 4\epsilon_{ij} [(\sigma_{ij}/r)^{12} - (\sigma_{ij}/r)^6]$, with $\epsilon_{AA} = \epsilon$ and $\sigma_{AA} = \sigma$ taken as references. In the following, all quantities are reported in LJ reduced units, using ϵ , σ , and the particle mass m as units of energy, distance, and mass, respectively, and taking $k_B = 1$. All the atoms are supposed to have the same mass m , and we take $\sigma_{BB} = 0.88$, $\sigma_{AB} = 0.80$, $\epsilon_{BB} = 0.50$ and $\epsilon_{AB} = 1.50$. The potential is truncated and shifted to zero at $r_c = 2.5$. The wall is a crystallized face-centered cubic (FCC) lattice of type C particles with a lattice parameter $a = 1$, corresponding to a number density $\rho = 4.0$. The effect of the wall density on slip is discussed in the SM Fig. S5. The strength of the liquid-solid interaction potential $\epsilon_{AC} = \epsilon_{BC} \equiv \epsilon_{LS}$ is varied from 0.15 to 1.00 and we take $\sigma_{AC} = \sigma_{BC} = 1.00$ for all the simulations. The wall dimensions are $L_x = L_y = 8.0$ with periodic boundary conditions in both x and y directions.

The temperature is imposed using a Nosé-Hoover thermostat with a damping time of 100 time steps. When the liquid is sheared, the thermostat is coupled only to transverse velocities. The pressure is set to 10.0 by using the top wall as a piston during a preliminary run. This is a standard choice of pressure for a Kob-Andersen liquid [23, 24], and we have checked that the pressure did not impact the slip length significantly (see Fig. S4). The top wall is then fixed at its equilibrium position. From this equilibrated system, we use two different procedures to measure η and λ . In the first one, the walls are displaced along the x -axis at constant velocity $\pm U$. We record the velocity profile of the liquid $v_x(z)$ (Fig. 1) and the stress exerted by the liquid on the walls τ_{LS} . The viscosity η is calculated with $\eta = \tau_{LS}/\dot{\gamma}$, with $\dot{\gamma}$ being the shear rate extracted from the velocity profile. We measure the hydrodynamic height h using the Gibbs dividing plane (GDP) method described in [25], see the supplemental material (SM), Fig. S1. The friction coefficient λ is then calculated by $\lambda = \tau_{LS}/V_s$, with the slip velocity $V_s = U - \dot{\gamma}h/2$. The shear velocity U is varied between 0.001 and 1.20 and the values of η and λ are taken in the linear response regime (see the SM, Fig. S2). The details of the procedure are described in the SM, Fig. S3.

The second procedure consists in measuring both parameters at equilibrium using Green-Kubo relations [9, 26]. For the viscosity one uses:

$$\eta = \frac{V}{k_B T} \frac{1}{5} \sum_i \lim_{t \rightarrow +\infty} \int_0^t \langle \sigma_i(0) \sigma_i(\tau) \rangle d\tau, \quad (3)$$

where V is the volume, k_B is the Boltzmann constant (here taken equal to 1), T is the temperature of the system, and the $\sigma_i = \sigma_{xy}, \sigma_{xz}, \sigma_{yz}, (\sigma_{xx} - \sigma_{yy})/2, (\sigma_{yy} - \sigma_{zz})/2$ are the traceless components of the stress tensor

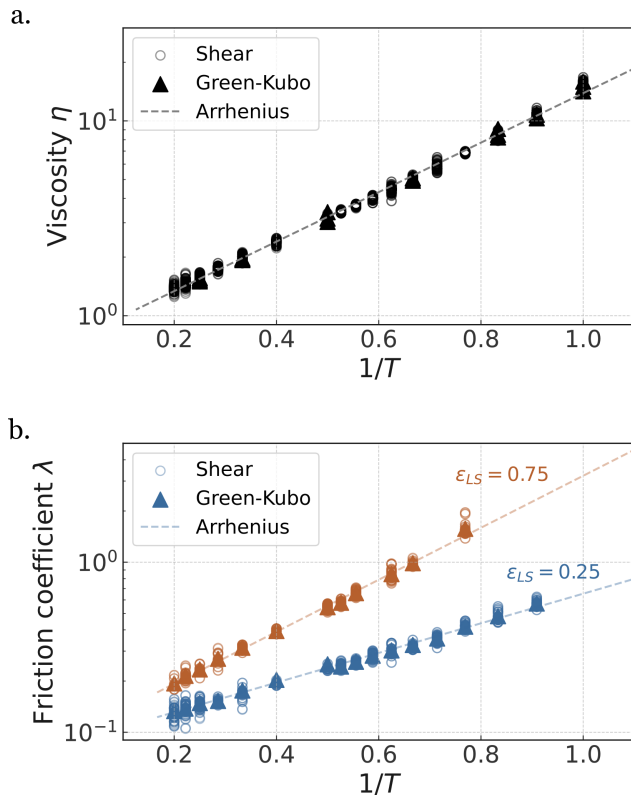


FIG. 2. Viscosity η and friction coefficient λ as a function of temperature measured by shear (empty circles) and at equilibrium using Green-Kubo relations (filled triangles). Both methods give the same values. The friction coefficient measurement is illustrated here for two different values of the liquid-solid interaction energy $\epsilon_{LS} = 0.25$ (blue) and $\epsilon_{LS} = 0.75$ (orange). The dotted lines correspond to Arrhenius regressions.

inside the liquid and are measured in an independent, fully periodic simulation. For the friction coefficient, one uses:

$$\lambda = \frac{S}{k_B T} \frac{1}{2} \sum_j \lim_{t \rightarrow +\infty} \int_0^t \langle \sigma_j(0) \sigma_j(\tau) \rangle d\tau, \quad (4)$$

where $S = L_x L_y$ is the surface, and the $\sigma_j = \sigma_{LS, \text{top}}, \sigma_{LS, \text{bottom}}$ are the liquid-solid friction forces per unit surface along the x direction at the two liquid-solid interfaces.

HIGH TEMPERATURE REGIME ($T \geq 1.5$)

The results are shown in Fig.2. At high temperatures, both the equilibrium and the non-equilibrium procedures give the same results for the viscosity and the friction coefficient. Both η and λ can be fitted by an Arrhenius law $\eta \propto \exp(E_{a,\text{viscous}}/T)$ and $\lambda \propto \exp(E_{a,\text{friction}}/T)$, with a friction activation energy $E_{a,\text{friction}}$ which depends on the strength of the liquid-solid interaction ϵ_{LS} .

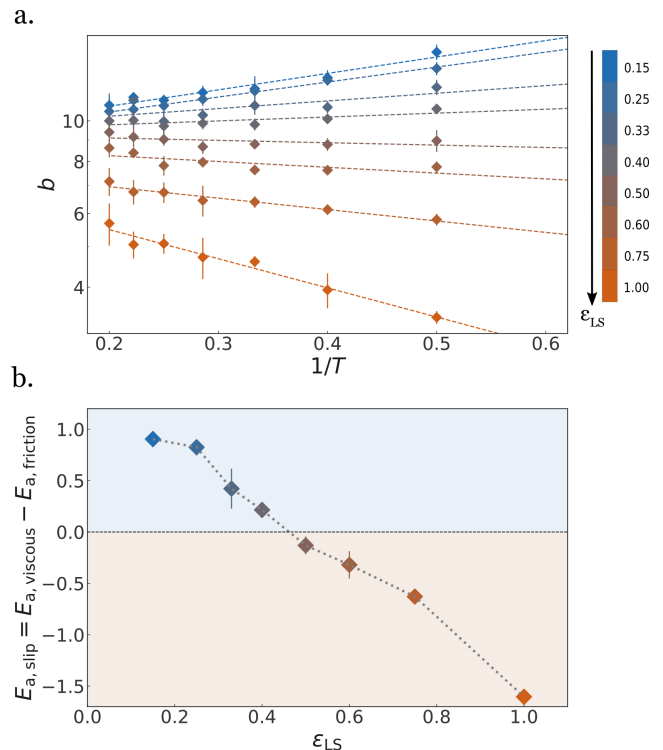


FIG. 3. (a) Temperature dependence of the slip length for different liquid-wall interaction energies ϵ_{LS} . The dotted lines correspond to Arrhenius-like regressions, from which we extract an activation energy for the slip length $E_{a,\text{slip}}$. (b) Activation energy of the slip length as a function of ϵ_{LS} . The dotted line is a guide for the eyes. At small ϵ_{LS} (non-wetting case), the activation energy of viscosity is higher than the one of friction, so that $E_{a,\text{slip}} > 0$ and b decreases with T . In contrast, at high ϵ_{LS} (wetting case), the activation energy of friction overcomes the one of viscosity, so that $E_{a,\text{slip}} < 0$ and b increases with T . A linear regression of this curve gives $E_{a,\text{slip}} \approx -2.94(\epsilon_{LS} - 0.48)$.

We depict in Fig. 3(a) the slip length of the KA mixture as a function of temperature, and for different values of the L-S interaction strength ϵ_{LS} . In this regime, we restrain ourselves to temperatures larger than the glass transition temperature T_g , which we estimated to be $T_g \simeq 0.41 \pm 0.01$ using a VFT regression of the viscosity temperature dependence [19–21] (see below). We find an activation energy E_a of 2.78 for the viscosity, and between 1.79 and 4.39 for the friction coefficient, depending on ϵ_{LS} .

The slip length $b(T)$ being given by the ratio η/λ , it can be fitted by an Arrhenius law $b(T) \propto \exp(E_{a,\text{slip}}/T)$, with a formal activation energy of slip $E_{a,\text{slip}} = E_{a,\text{viscous}} - E_{a,\text{friction}}$, which can be either positive or negative. Therefore, $b(T)$ can be increasing or decreasing with temperature depending on the relative values of $E_{a,\text{viscous}}$ and $E_{a,\text{friction}}$. We plot $E_{a,\text{slip}}$ as a function of the L-S interaction energy ϵ_{LS} in Fig. 3(b). For high values of ϵ_{LS} , $E_{a,\text{friction}}$ becomes larger than $E_{a,\text{viscous}}$. Thus, far from

the glass transition temperature, the variation of $b(T)$ is governed by the parameter ε_{LS} , which controls the wettability of the system. This is consistent with previous work on LJ liquids [17].

LOW TEMPERATURE REGIME ($T \leq 1.5$)

We now explore lower temperatures. At these temperatures, the measurement of the friction coefficient λ using the Green-Kubo formula becomes delicate because of the so-called plateau problem [27, 28]. Therefore, in this regime, λ is measured with shear simulations only. The viscosity is independent of the value of ε_{LS} , as observed in the inset of Fig. 4(b) where the points correspond to measurements at different ε_{LS} . At high temperatures, $\eta(T)$ is well described by an Arrhenius law (red curve), while at lower temperatures, $\eta(T)$ can be fitted with a VFT model (blue curve) [19–21]: $\eta = \exp\left(A + \frac{B}{T - T_{\text{VFT}}}\right)$ with $A = 0.27 \pm 0.06$, $B = 1.45 \pm 0.06$ and $T_{\text{VFT}} = 0.41 \pm 0.01$. For the friction coefficient λ , we focus on a subset of values for ε_{LS} (0.25, 0.50 and 0.75) for clarity. We observe two different behaviors. For $\varepsilon_{\text{LS}} = 0.75$, λ becomes super-Arrhenian while decreasing the temperature below 1.5. This slightly overcomes the increase of η upon cooling and thus results in a slip length which keeps decreasing while approaching the glass transition. However, for $\varepsilon_{\text{LS}} = 0.25$ and 0.50, the friction coefficient suddenly drops by at least one order of magnitude for $T < 1$. This corresponds to a strong increase of the slip length at low temperatures by more than one order of magnitude.

Servantie and Müller [6] observed the same behavior for the slip length of a LJ polymer slipping on a LJ surface, and attributed it to a difference of mobility between the bulk and the interfacial liquid. In addition, Herrero *et al.* [7] studied the slip length of water on graphene and LJ walls. They observed a moderate increase of the slip length at low temperatures for water on LJ walls, and a strong increase of b for water on graphene, and related them to subtle differences in the temperature evolution of the static and dynamic contributions to viscosity and friction.

To further explore this point, and to understand the fast decrease of λ at low temperatures, we have calculated the two-dimensional structure factor $S_{\text{liq}}(\vec{q})$ of the interfacial liquid and compared it to the structure factor $S_{\text{wall}}(\vec{q})$ of the solid wall. The structure factor is calculated by:

$$S(\vec{q}) = \frac{1}{N} \left[\left(\sum_{i=0}^N \cos(\vec{r}_i \cdot \vec{q}) \right)^2 + \left(\sum_{i=0}^N \sin(\vec{r}_i \cdot \vec{q}) \right)^2 \right] \quad (5)$$

where $\vec{r}_i = x_i \vec{e}_x + y_i \vec{e}_y$ is the position of atom i and N is the total number of atoms considered in the calculation (in the first layer of liquid near the wall, delimited

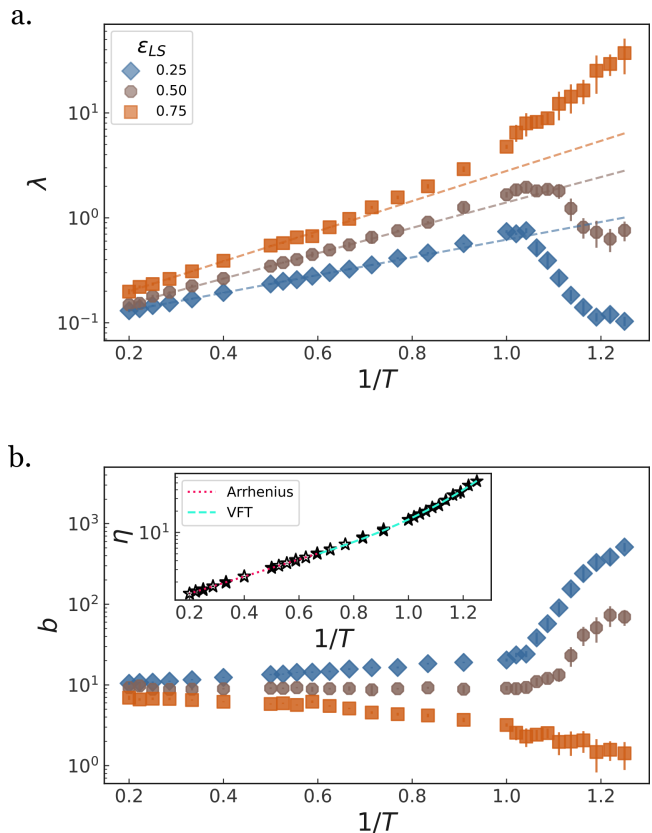


FIG. 4. Temperature dependence of (a) the friction coefficient $\lambda(T)$ and (b) the slip length $b(T)$, derived from $b(T) = \eta(T)/\lambda(T)$. The viscosity $\eta(T)$ is shown in the inset. The dotted lines correspond to Arrhenius regressions at high temperatures. For $\lambda(T)$ and $b(T)$, the colors correspond to different values of ε_{LS} with the same scale as in Fig. 3. For the sake of visibility, only $\varepsilon_{\text{LS}} = 0.25$ (blue), 0.50 (brown) and 0.75 (orange) are shown. For small values of ε_{LS} , the friction coefficient drops drastically upon cooling the liquid, so that the slip length b increases sharply.

by the first non-zero minimum in the density profile in the z direction). The values of q at which we calculate the structure factor are multiples of $2\pi/L$ with L the size of the box in x and y directions. The commensurability between the local structure of the liquid interfacial layer and the wall structure is a key factor controlling friction. This commensurability can be quantified by the value of the two-dimensional structure factor of the liquid interfacial layer at the smallest characteristic wavevector of the wall interaction energy landscape, $S_{\text{liq}}(\vec{q}_{\text{wall}})$, where \vec{q}_{wall} is the position of the first peak in the wall structure factor [29, 30].

The results are shown in Fig. 5. For $\varepsilon_{\text{LS}} = 0.25$, in the snapshot of the interface, one can see that type B particles are depleted from the interface, allowing the liquid near the wall to structure itself into a lattice, which turns out to be hexagonal. We have quantified this depletion of B particles near the wall in Fig. S7 of the SM where we

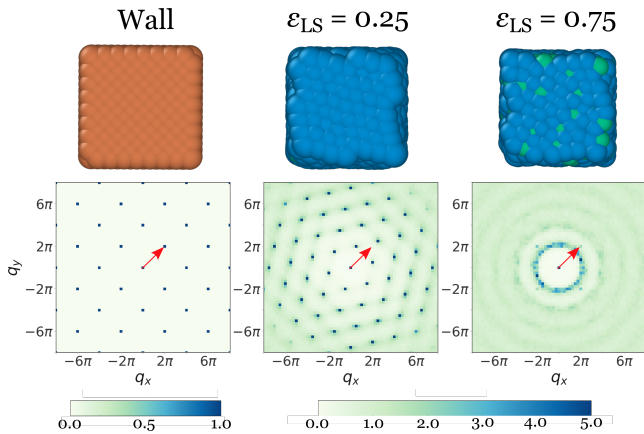


FIG. 5. Structure factors of the wall (left) and of the interfacial liquid (middle: $\varepsilon_{\text{LS}} = 0.25$ and right: $\varepsilon_{\text{LS}} = 0.75$) at $T = 0.8$, and the corresponding snapshots of the structure (top). The red arrows indicate \vec{q}_{wall} i.e. the vector \vec{q} corresponding to the first peak in the wall structure factor. For small L-S interaction strengths ($\varepsilon_{\text{LS}} = 0.25$), B particles are expelled from the interface, and the remaining A particles close to the wall structure themselves into a hexagonal lattice, while the wall displays a square structure. Because these two lattices are incommensurate, the friction is highly reduced, leading to very large slip lengths. However, at high L-S interaction strengths ($\varepsilon_{\text{LS}} = 0.75$), B particles remain at the interface and prevent the near-wall liquid to structure itself, hence the friction remains large and the slip length increases only moderately.

plot the concentration of A particles near the wall against temperature. For low values of ε_{LS} at low temperatures, the concentration of A particles at the interface is close to 100% which allows the corresponding liquid layers to crystallise. Because the wall displays an incommensurate square lattice, the liquid structure factor is very small at the position \vec{q}_{wall} of the first peak of the wall structure factor, i.e., $S(\vec{q}_{\text{wall}}) \ll 1$, and the friction coefficient λ is strongly reduced. It is worth noting that the lattice of the interfacial liquid displays an hexagonal order both at equilibrium and under shear, at any considered velocity (see the SM, Fig. S6). In contrast, for stronger L-S interaction ($\varepsilon_{\text{LS}} = 0.75$), type B particles remain at the interface and prevent the interfacial liquid to structure itself, and thus its structure factor remains that of a liquid. In this case, $S(\vec{q}_{\text{wall}})$ remains on the order of 1, and the friction coefficient still increases in an Arrhenian way upon cooling down the liquid, which results in a moderate increase of the slip length.

Here, superlubricity is possible because of the structure of the interface, and is reminiscent of solid-solid superlubricity, as evidenced experimentally e.g. for graphite [31]. Indeed, the role of incommensurability in reducing the friction between two solids has been reported by Zhang *et al.* [32] and Franchini *et al.* [33] for Al/Al and Xe/Cu interfaces respectively. In addition, Cieplak *et al.*

[34] have observed a strong reduction of friction from a fluid to a crystallized layer of krypton adsorbed on gold because of incommensurability between the crystallized krypton layer and the gold lattice.

CONCLUSION

In conclusion, the MD investigation of $b(T)$ has revealed that at high temperatures, not only the viscosity but also the friction coefficient follow an Arrhenius law. Therefore, the slip length may be also described by an Arrhenius law with an effective activation energy that can be either positive or negative depending on the strength of the liquid-solid interaction potential ε_{LS} . This result aligns well with the prediction for polymer melts described in [18].

A more striking phenomenon is that, at lower temperatures, the slip length may increase by orders of magnitude. This massive enhancement is the result of both the super-Arrhenian temperature dependence of the viscosity in the supercooled regime and the sub-Arrhenian behavior of friction with cooling. In particular, for weak L-S interactions, the friction coefficient is highly reduced due to the emergence of a local fluid structure, which is incommensurate with the solid lattice. These conditions are highly favorable to observe giant values of the slip length. For stronger L-S interactions, the friction coefficient increases in a super-Arrhenian way, resulting in merely a moderate decrease of the slip length. These results showing a possible mechanism for massive slippage on low energy surfaces could lead to promising transport applications in nanofluidics, and call for experiments probing the slip length at supercooled liquid-solid interface. Short polymer melts close to their glass transition temperature flowing over weakly interacting surfaces are good candidates to evidence massive temperature dependent slip lengths.

The authors thank Cecilia Herrero, Etienne Fayen and Patrick Judenstein for fruitful discussions. We are also grateful for HPC resources from GENCI/TGCC (grant A0090810637), from the PSMN mesocenter in Lyon and from the THEO group in the LPS, Orsay. We thank the ANR POILLU (grant ANR-19-CE06-007) as well.

* suzanne.lafon@universite-paris-saclay.fr

- [1] C. L. Navier, *Mémoire sur les lois du mouvement des fluides* (Académie des Sciences, 1823).
- [2] N. V. Priezjev and S. M. Troian, Molecular Origin and Dynamic Behavior of Slip in Sheared Polymer Films, *Physical Review Letters* **92**, 10.1103/PhysRevLett.92.018302 (2004).
- [3] C. Neto, D. R. Evans, E. Bonaccorso, H.-J. Butt, and V. S. J. Craig, Boundary slip in Newtonian liquids: a

- review of experimental studies, Reports on Progress in Physics **68**, 2859 (2005).
- [4] O. Bäumchen, M. Lessel, R. Fetzer, R. Seemann, and K. Jacobs, Sliding fluids: Dewetting experiments reveal the solid/liquid boundary condition, J. Phys.: Conf. Ser. **216**, 012002 (2010).
- [5] P. P. Drda and S.-Q. Wang, Stick-slip transition at polymer melt/solid interfaces, Phys. Rev. Lett. **75**, 2698 (1995).
- [6] J. Servantie and M. Müller, Temperature Dependence of the Slip Length in Polymer Melts at Attractive Surfaces, Phys. Rev. Lett. **101**, 026101 (2008).
- [7] C. Herrero, G. Tocci, S. Merabia, and L. Joly, Fast increase of nanofluidic slip in supercooled water: the key role of dynamics, Nanoscale **12**, 20396 (2020).
- [8] D. Andrienko, B. Dünweg, and O. I. Vinogradova, Boundary slip as a result of a prewetting transition, J. of Chem. Phys. **119**, 13106 (2003).
- [9] J.-P. Hansen and I. R. McDonald, *Theory of simple liquids: with applications to soft matter* (Academic press, 2013).
- [10] R. Farid, G. Simon, B. Anne-Laure, and J. Laurent, Microscopic origins of the viscosity of a lennard-jones liquid, Physical Review Letters **129** (2022).
- [11] P. F. Pelz and T. Corneli, The activation energy for wall slip (2021), <http://arxiv.org/abs/2111.09693>.
- [12] T. D. Blake, Slip between a liquid and a solid: D.M. Tolstoi's (1952) theory reconsidered, Colloids and Surfaces **47**, 135 (1990).
- [13] K. Jacobs, R. Seemann, G. Schatz, and S. Herminghaus, Growth of holes in liquid films with partial slippage, Langmuir **14** (1998).
- [14] S. Lichter, A. Martini, R. Q. Snurr, and Q. Wang, Liquid slip in nanoscale channels as a rate process, Physical Review Letters **98**, 226001 (2007).
- [15] W. Feng-Chao and Z. Ya-Pu, Slip boundary conditions based on molecular kinetic theory: The critical shear stress and the energy dissipation at the liquid–solid interface, Soft Matter **7**, 8628 (2011).
- [16] G. J. Wang and G. Hadjiconstantinou, Universal molecular-kinetic scaling relation for slip of a simple fluid at a solid boundary, Physical Review Fluids **4**, 064201 (2019).
- [17] Z. Guo, T. S. Zhao, and S. Yong, Temperature dependence of the velocity boundary condition for nanoscale fluid flows, Physical Review E **72**, 036301 (2005).
- [18] M. Hénot, M. Grzelka, J. Zhang, S. Mariot, I. Antoniuk, E. Drockenmuller, L. Léger, and F. Restagno, Temperature-Controlled Slip of Polymer Melts on Ideal Substrates, Phys. Rev. Lett. **121**, 177802 (2018).
- [19] H. Vogel, The law of the relation between the viscosity of liquids and the temperature, Phys. Z **22**, 645 (1921).
- [20] G. S. Fulcher, Analysis of recent measurements of the viscosity of glasses, Journal of the American Ceramic Society **8**, 339 (1925).
- [21] G. Tammann and W. Hesse, The dependence of viscosity upon the temperature of supercooled liquids, Z. Anorg. Allg. Chem **156**, 245 (1926).
- [22] A. P. Thompson, H. M. Aktulga, R. Berger, D. S. Bolintineanu, W. M. Brown, P. S. Crozier, P. J. in 't Veld, A. Kohlmeyer, S. G. Moore, T. D. Nguyen, R. Shan, M. J. Stevens, J. Tranchida, C. Trott, and S. J. Plimpton, LAMMPS - a flexible simulation tool for particle-based materials modeling at the atomic, meso, and continuum scales, Comp. Phys. Comm. **271** (2022).
- [23] W. Kob and H. C. Andersen, Testing mode-coupling theory for a supercooled binary lennard-jones mixture, Phys. Rev. E **51** (1995).
- [24] U. R. Pedersen, T. B. Schröder, and J. C. Dyre, Phase Diagram of Kob-Andersen-Type Binary Lennard-Jones Mixtures, Phys. Rev. Lett. **120**, 165501 (2018).
- [25] C. Herrero, T. Omori, Y. Yamaguchi, and L. Joly, Shear force measurement of the hydrodynamic wall position in molecular dynamics, J. Chem. Phys. **151**, 041103 (2019).
- [26] L. Bocquet and J.-L. Barrat, On the green-kubo relationship for the liquid-solid friction coefficient, The Journal of chemical physics **139**, 044704 (2013).
- [27] P. Español and I. Zúñiga, Force autocorrelation function in brownian motion theory, J. Chem. Phys. **98**, 574 (1993).
- [28] L. Bocquet, J.-P. Hansen, and J. Piasecki, Friction tensor for a pair of brownian particles: Spurious finite-size effects and molecular dynamics estimates, J. Stat. Phys. **89**, 321 (1997).
- [29] J.-L. Barrat and L. Bocquet, Influence of wetting properties on the hydrodynamic boundary condition at a fluid-solid interface, Faraday Disc. **112**, 119 (1999), arXiv:cond-mat/9812218.
- [30] K. Falk, F. Sedlmeier, L. Joly, R. R. Netz, and L. Bocquet, Molecular Origin of Fast Water Transport in Carbon Nanotube Membranes: Superlubricity versus Curvature Dependent Friction, Nano Lett. **10**, 4067 (2010).
- [31] M. Dienwiebel, G. S. Verhoeven, N. Pradeep, J. W. Frenken, J. A. Heimberg, and H. W. Zandbergen, Superlubricity of graphite, Physical review letters **92**, 126101 (2004).
- [32] Q. Zhang, Y. Qi, L. G. Hector, T. Cagin, and W. A. Goddard, Atomic simulations of kinetic friction and its velocity dependence at al/al and α ($\text{al}_2\text{o}_3/\alpha$ (al_2o_3 interfaces), Physical Review B **72**, 045406 (2005).
- [33] A. Franchini, V. Bortolani, G. Santoro, and K. Xheka, Effects of the commensurability and disorder on friction for the system xe/cu, Journal of Physics: Condensed Matter **23**, 484004 (2011).
- [34] M. Cieplak, E. D. Smith, and M. O. Robbins, Molecular origins of friction: the force on adsorbed layers, Science **265**, 1209 (1994).