



HAL
open science

First infrared spectra of the acrylonitrile-water hydrogen-bonded complexes isolated in solid neon

Benoît Tremblay, Pascale Soulard

► To cite this version:

Benoît Tremblay, Pascale Soulard. First infrared spectra of the acrylonitrile-water hydrogen-bonded complexes isolated in solid neon. Conference on Chemistry and Physics at Low Temperatures 2022 (CPLT 2022), Jul 2022, Visegrad, Hungary. . <hal-04019271>

HAL Id: hal-04019271

<https://hal.science/hal-04019271v1>

Submitted on 8 Mar 2023

HAL is a multi-disciplinary open access archive for the deposit and dissemination of scientific research documents, whether they are published or not. The documents may come from teaching and research institutions in France or abroad, or from public or private research centers.

L'archive ouverte pluridisciplinaire **HAL**, est destinée au dépôt et à la diffusion de documents scientifiques de niveau recherche, publiés ou non, émanant des établissements d'enseignement et de recherche français ou étrangers, des laboratoires publics ou privés.



Distributed under a Creative Commons CC0 1.0 - Universal - International License

First infrared spectra of the acrylonitrile-water hydrogen-bonded complexes isolated in solid neon

B.Tremblay, P.Soulard

LABORATOIRE MONARIS, SORBONNE UNIVERSITÉ, PARIS, FRANCE

The nitrile molecules have been detected in a variety of interstellar environments and these molecules are interest in astrochemistry. The experimental study of the complexation of acrylonitrile molecule (AN) with water has been undertaken from a vibrational point of view in solid neon at 3 K from 80 to 6000 cm^{-1} using Fourier transform infrared spectroscopy. With the help of theoretical results we have identified several vibrational transitions for AN-H₂O and AN-(H₂O)₂ complexes. For the AN-H₂O complex, in which the two submolecules interacting through hydrogen bonding, the infrared spectral changes (frequencies as well as intensities) indicate that the water plays the role of the proton donor. We highlight the presence of three isomers for the AN-H₂O complex and two isomers for the AN-(H₂O)₂ complex. Theoretical calculations at the MP2/AVTZ level have been performed to obtain their equilibrium geometries and vibrational spectra at the harmonic level and comparison with experimental data allows us to give structures of these complexes.

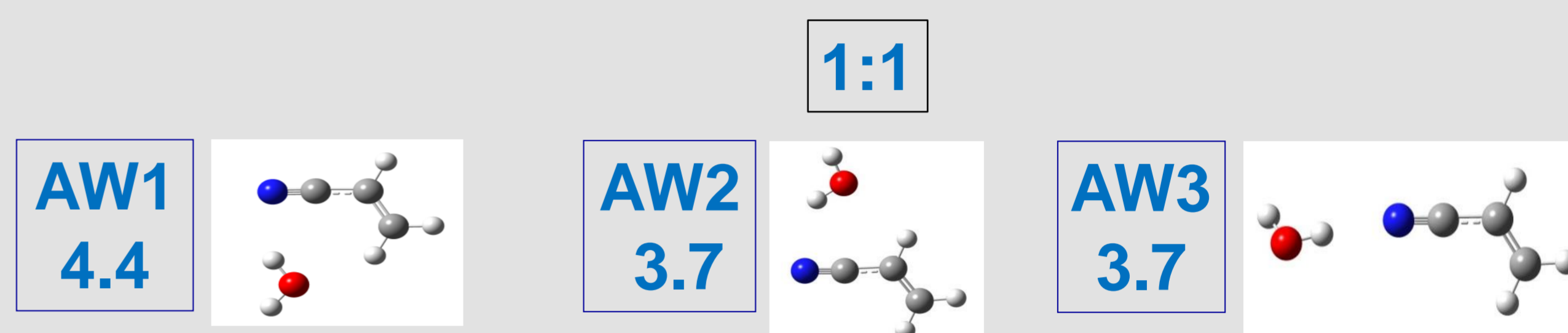


Advantages of our matrix isolation apparatus coupled with FTIR

Absorption spectra collected on the same sample from the Far IR (intermolecular region) to Near IR (combinations and overtones region) from 80 to 6000 cm^{-1} with a Bruker 120 FTIR spectrometer (InSb or MCT or bolometer detectors).

MP2/AVTZ calculations for energy, geometry and frequencies

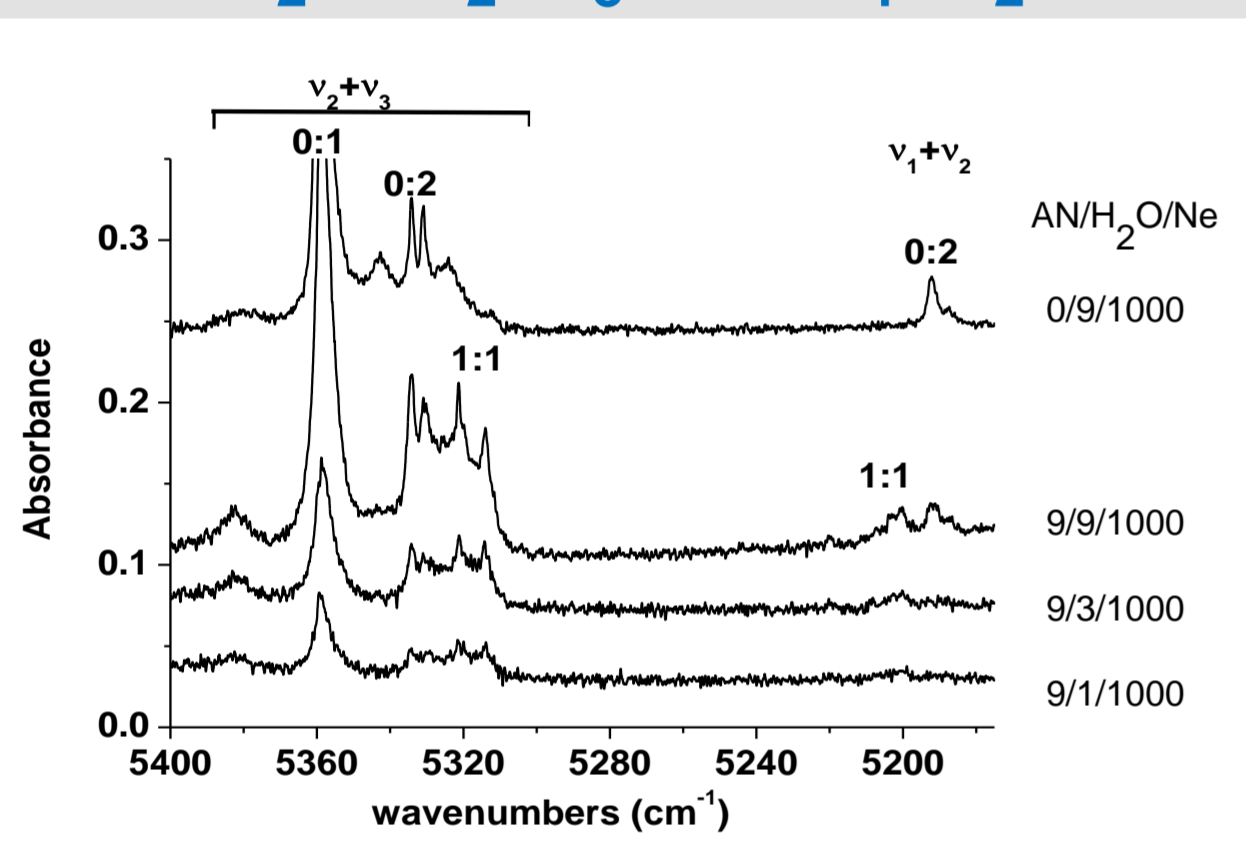
complexes structures with $D_0(\text{kcal/mol})$



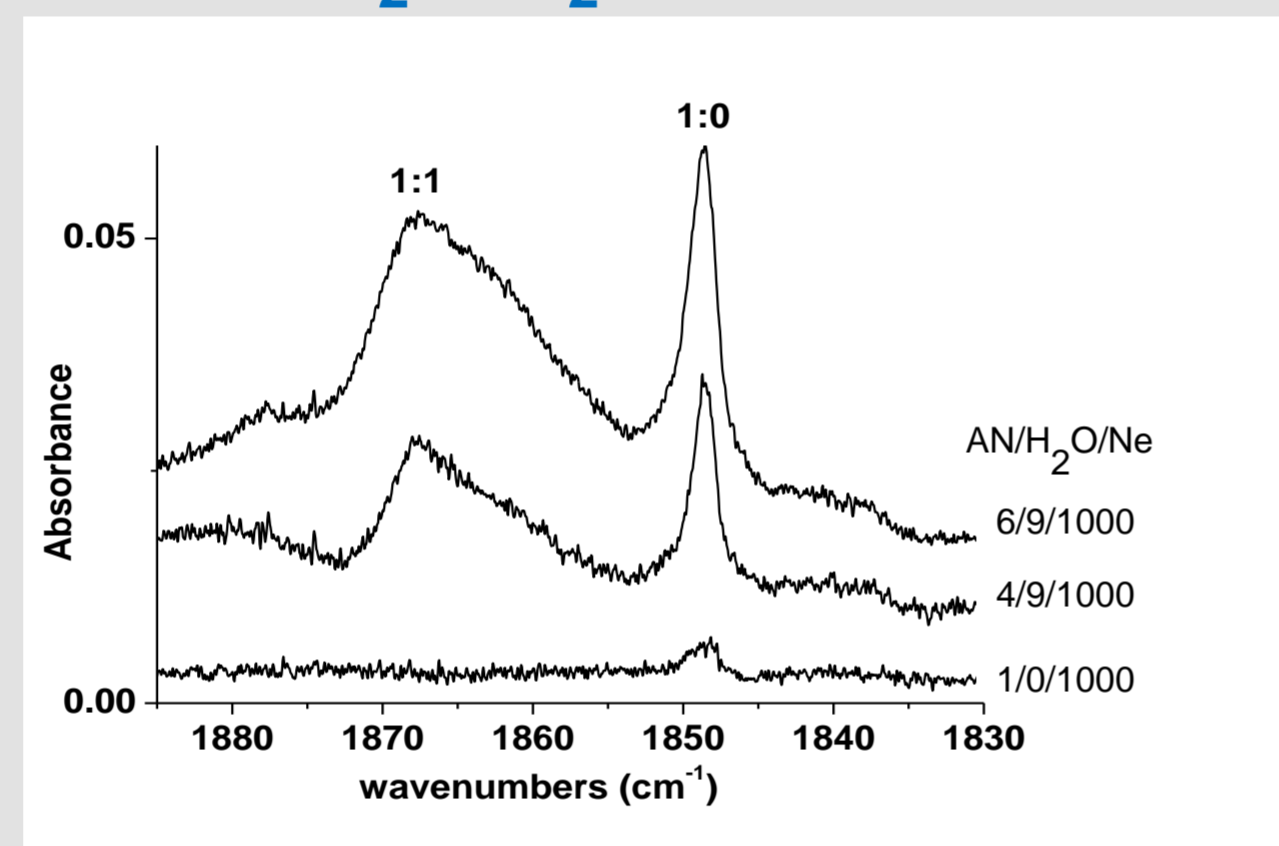
AW1 is the isomer observed in gas phase by millimeter spectroscopy¹

Infrared spectra in the acrylonitrile and water regions

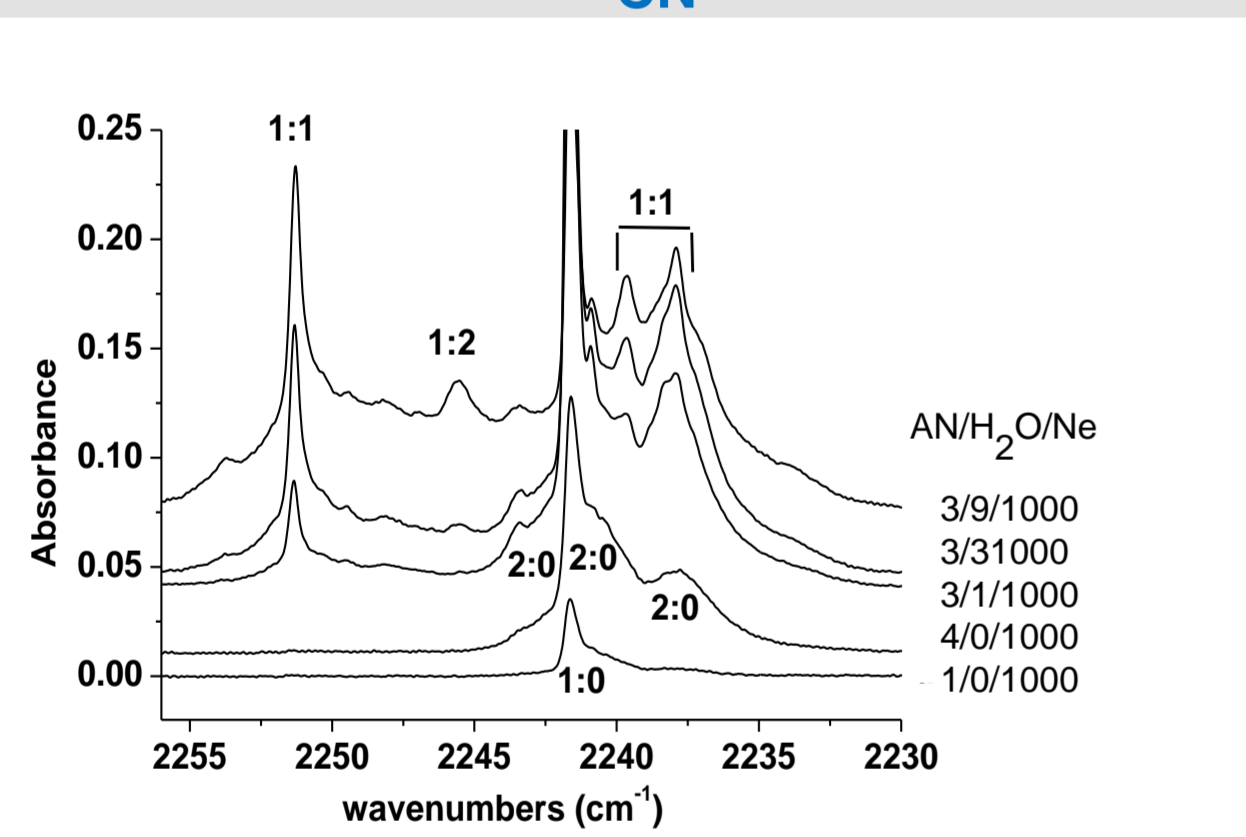
H₂O $\nu_2+\nu_3$ and $\nu_1+\nu_2$



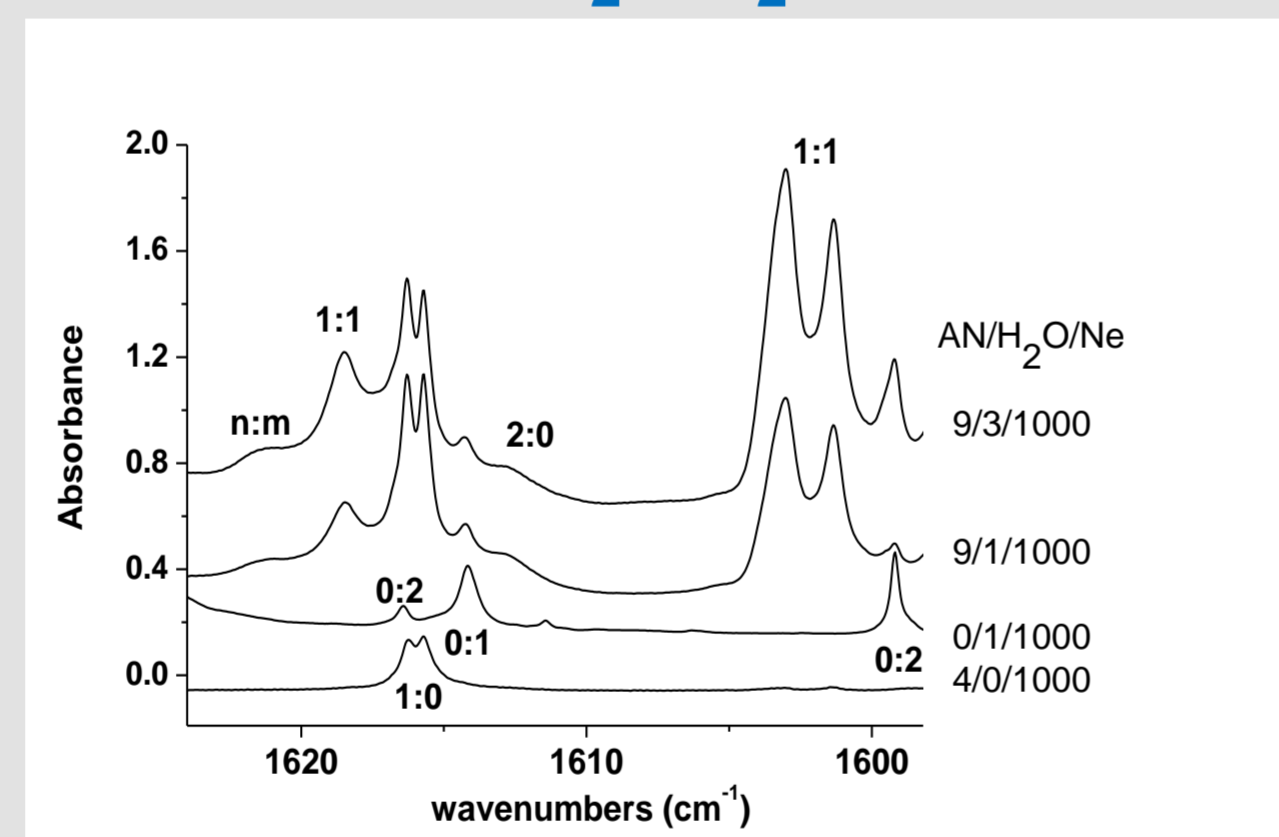
H₂O $\nu_2 + 254 \text{ cm}^{-1}$



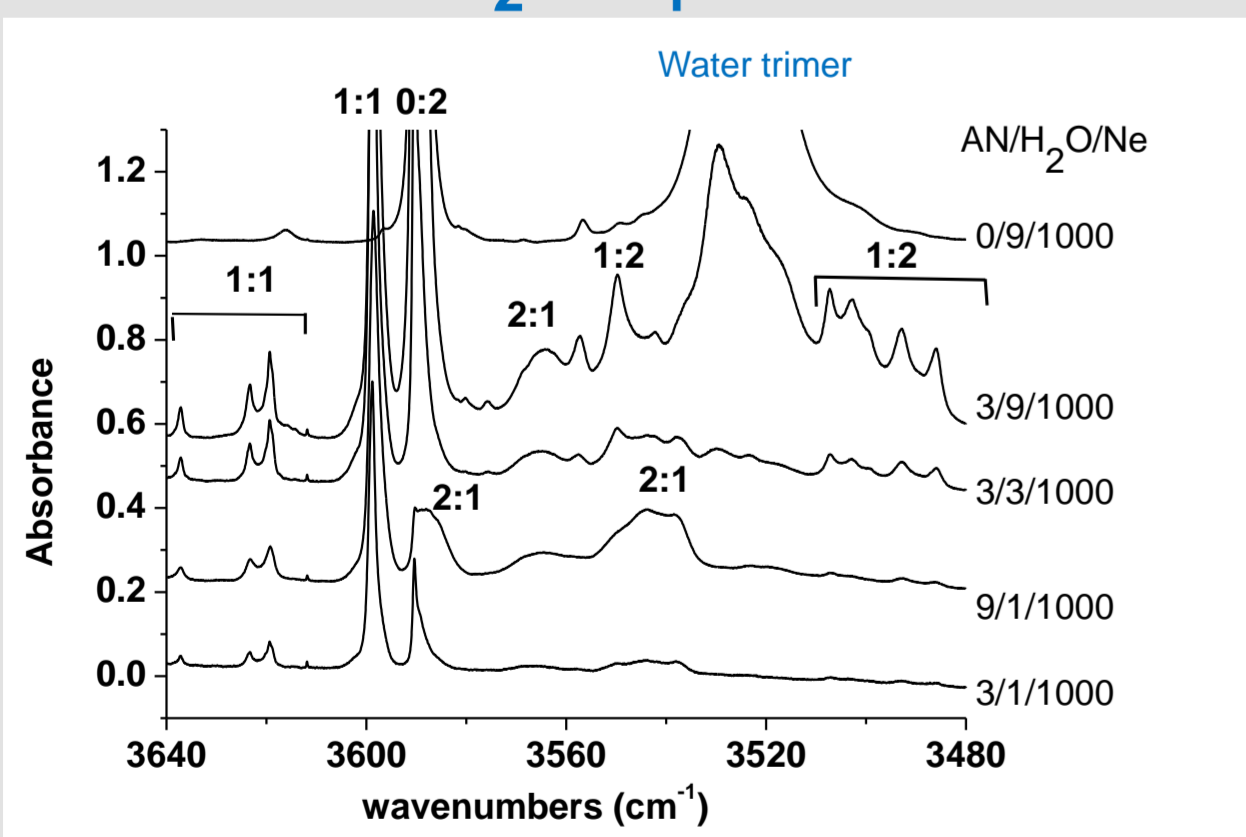
ν_{CN}



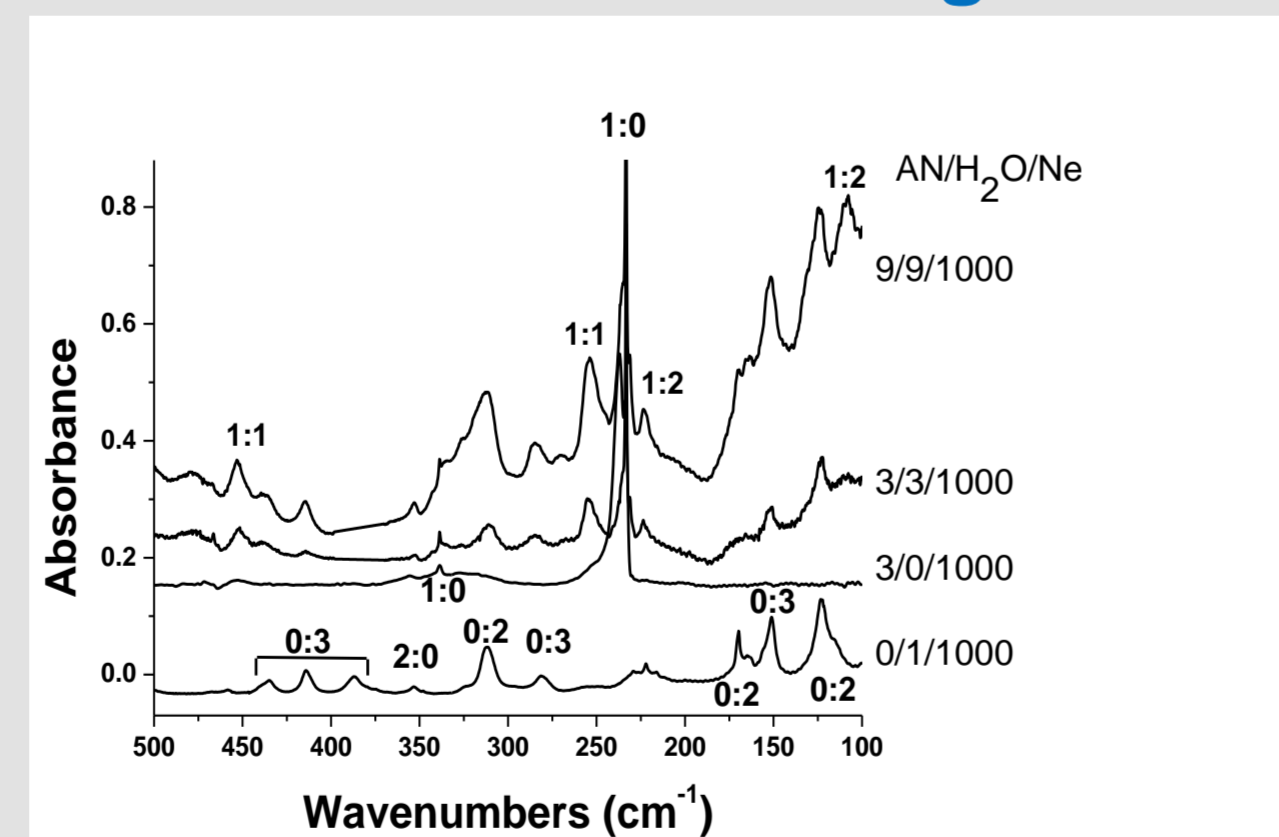
H₂O ν_2



H₂O ν_1



Intermolecular region



Comparison with other nitrile-water complexes

	HCN	C ₆ H ₅ (CH ₂) ₂ CN	CH ₂ =CHCN	C ₆ H ₅ CN	CH ₃ CN
H ₂ O ν_1 red-shift	44	57	67	66	99
D_0 (kcal/mol)	3.0	4.2	3.7	4.4	4.5
	Solid Ar	gas	Solid Ne	Solid Ar	Solid Ar
ν_{CN} blue-shift	19	-	10	10	8
Ref	2,3	4	This work	5	6

References

- [1] C. Calabrese, A. Vigorito, A. Maris, S. Mariotti, P. Fathi, W. D. Geppert, S. Melandri, Millimeter Wave Spectrum of the Weakly Bound Complex CH₂=CHCN-H₂O: Structure, Dynamics, and Implications for Astronomical Search, *J. Phys. Chem. A* 119 (2015) 11674-11682
- [2] A. Heikkilä, M. Pettersson, J. Lundell, L. Khriachtchev, M. Räsänen, Matrix Isolation and ab Initio Studies of 1:1 Hydrogen-Bonded Complexes HCN-H₂O and HNC-H₂O Produced by Photolysis of Formaldoxime, *J. Phys. Chem. A* 103, (1999), 2945-2951.
- [3] T. Malaspina, E. E. Fileti, J. M. Riveros, and S. Canuto, Ab Initio Study of the Isomeric Equilibrium of the HCN-H₂O and H₂O-HCN Hydrogen-Bonded Clusters, *J. Phys. Chem. A* 110, (2006), 10303-10308.
- [4] P. A. Robertson, I. A. Lobo, D.J.D. Wilson, E. G. Robertson, Nitriles as directionally tolerant hydrogen bond acceptors: IR-UV ion depletion spectroscopy of benzenepropanenitrile and its hydrate clusters: *Chem. Phys. Lett.* 660 (2016) 221-227.
- [5] R. Gopi, N. Ramanathan, K. Sundararajan, The structure of benzonitrile-water complex as unveiled by matrix isolation infrared spectroscopy: Is it linear or cyclic at low temperatures?, *J. Mol. Struct.* 1219 (2020) 128636.
- [6] R. Gopi, N. Ramanathan, K. Sundararajan, Acetonitrile-water hydrogen-bonded interaction: Matrix-isolation infrared and ab initio computation; *J. Mol. Struct.* 1094 (2015) 118-129.

Comparison of frequencies (cm^{-1}) and shifts ($\Delta v = v_{\text{mono}} - v_{\text{complex}}$) for the 1:1 complex

	Calculated						Exp		Isomer
	AW1		AW2		AW3		v	Δ	
H₂O	ω	Δ	ω	Δ	ω	Δ	v	Δ	
ν_3	3918	30	3925	23	3917	31	3740	20	AW2
							3736	24	AW2
							3731	29	AW1
ν_1	3771	51	3791	31	3743	89	3599	67	AW3
							3621	43	AW1
							3637	28	AW2
ν_2	1632	-8	1629	-5	1652	-28	1601	-6	AW1 or 2
							1603	-8	AW1 or 2
							1618	-23	AW3
Acrylonitrile									
ν_4	2177	2	2176	3	2194	-15	2251	-10	AW3
							2240	2	AW1 or 2
							2238	4	AW1 or 2
ν_8	1111	-5	1108	-2	1108	-2	1095	-2	AW2 or 3
							1099	-6	AW1
ν_{13}	990	-17	975	-2	980	-7	960	-6	AW3
							969	-15	AW1
ν_{14}	574	-16	561	-3	563	-5	691	-6	AW3
ν_{11}	235	-9	226	0	228	-2	231	2	AW2
Inter	367		303		514		453		AW3
	291		262		302		254		AW1-2-3

Identification of **three isomers for 1:1 complex**: observation of **three bands for the ν_1 water mode** separated by 12-25 cm^{-1}

Comparison of frequencies and shifts for the 1:2 complex

Modes	Calculated				Exp		Isomer
	ADW1		ADW2		v	Δ	
H₂O	ω	Δ	ω	Δ	v	Δ	
ν_1 PA	3679	135	3696	118	3507	154	ADW1
					3550	111	ADW2
ν_1 PD	3598	121	3609	110	3486	105	ADW1
					3493	98	ADW2
Acrylonitrile							
ν_4	2189	-10	2183	-4	2246	-4	ADW2
ν_{12}	1064	-29	1026	-21	998	-27	ADW1
ν_{14}	581	-23	575	-17	694	-11	ADW2
Inter	118		108		108		ADW1 or 2
	138		135		108		ADW1 or 2
	215		210		223		ADW1 or 2

PA: proton acceptor and PD: proton donor for H₂O dimer

Identification of **two isomers for 1:2 complex**: observation of **two bands for the ν_1 water mode**