



HAL
open science

Listening to music during a repeated sprint test improves performance and psychophysiological responses in healthy and physically active male adults

Nidhal Jebabli, Abderraouf Ben Aabderrahman, Daniel Boullosa, Hamdi Chtourou, Nejmeddine Ouerghi, Fatma Rhibi, Karuppasamy Govindasamy, Ayoub Saeidi, Cain C. T. Clark, Urs Granacher, et al.

► To cite this version:

Nidhal Jebabli, Abderraouf Ben Aabderrahman, Daniel Boullosa, Hamdi Chtourou, Nejmeddine Ouerghi, et al.. Listening to music during a repeated sprint test improves performance and psychophysiological responses in healthy and physically active male adults. *BMC Sports Science, Medicine and Rehabilitation*, 2023, 15 (1), pp.21. 10.1186/s13102-023-00619-1 . hal-04016244

HAL Id: hal-04016244

<https://hal.science/hal-04016244v1>

Submitted on 6 Mar 2023

HAL is a multi-disciplinary open access archive for the deposit and dissemination of scientific research documents, whether they are published or not. The documents may come from teaching and research institutions in France or abroad, or from public or private research centers.

L'archive ouverte pluridisciplinaire **HAL**, est destinée au dépôt et à la diffusion de documents scientifiques de niveau recherche, publiés ou non, émanant des établissements d'enseignement et de recherche français ou étrangers, des laboratoires publics ou privés.






Distributed under a Creative Commons Attribution 4.0 International License

RESEARCH

Open Access



Listening to music during a repeated sprint test improves performance and psychophysiological responses in healthy and physically active male adults

Nidhal Jebabli^{1,2}, Abderraouf Ben Aabderrahman^{2*} , Daniel Boullosa³, Hamdi Chtourou⁴,
Nejmeddine Ouerghi¹, Fatma Rhibi⁵, Karuppasamy Govindasamy⁶, Ayoub Saeidi⁷, Cain C. T. Clark⁸,
Urs Granacher^{9*}  and Hassane Zouhal^{5,10*} 

Abstract

Background It is well-documented that listening to music has the potential to improve physical performance during intense physical exercise. Less information is available on the timing of music application. This study aimed to investigate the effects of listening to preferred music during the warm up of a subsequent test or during the test on performance of repeated sprint sets (RSS) in adult males.

Methods In a randomized cross-over design, 19 healthy males (age, 22.1 ± 1.2 years; body mass, 72.7 ± 9.3 kg; height, 1.79 ± 0.06 m; BMI, 22.6 ± 2.2 kg m⁻²) performed a test including 2 sets of 5*20-m repeated-sprints under one of three conditions: listening to preferred music during the test; listening to preferred music during the warm-up; or not listening to music. The assessed parameters comprised RSS performance indices, blood lactate, heart rate, the pacing strategy profile, rating of perceived exertion, and a feeling scale.

Results For performance indices during set 1 of the RSS test, we found a significant decrease in total sum sequence, fast time index and fatigue index in the listening to preferred music condition compared to the no music condition (total sum sequence: $p = 0.006$, $d = 0.93$; fast time index: $p = 0.003$, $d = 0.67$; fatigue index: $p < 0.001$; $d = 1.30$) and the listening to preferred music during the warm-up condition (fast time index: $p = 0.002$; $d = 1.15$; fatigue index: $p = 0.006$; $d = 0.74$). However, there was no significant effect of listening to preferred music on physical performance during set 2 of the RSS test. Compared to the no music condition, blood lactate concentrations were higher in the listening to preferred music during the test condition ($p = 0.025$; $d = 0.92$). In addition, listening to preferred music appears not to have an effect on heart rate, the pacing strategy profile, perceived exertion, and affective responses before, during and after the RSS test.

*Correspondence:

Abderraouf Ben Aabderrahman
abderraouf.benabderrahman@issep.uma.tn
Urs Granacher
urs.granacher@sport.uni-freiburg.de
Hassane Zouhal
hassane.zouhal@univ-rennes2.fr

Full list of author information is available at the end of the article



© The Author(s) 2023. **Open Access** This article is licensed under a Creative Commons Attribution 4.0 International License, which permits use, sharing, adaptation, distribution and reproduction in any medium or format, as long as you give appropriate credit to the original author(s) and the source, provide a link to the Creative Commons licence, and indicate if changes were made. The images or other third party material in this article are included in the article's Creative Commons licence, unless indicated otherwise in a credit line to the material. If material is not included in the article's Creative Commons licence and your intended use is not permitted by statutory regulation or exceeds the permitted use, you will need to obtain permission directly from the copyright holder. To view a copy of this licence, visit <http://creativecommons.org/licenses/by/4.0/>. The Creative Commons Public Domain Dedication waiver (<http://creativecommons.org/publicdomain/zero/1.0/>) applies to the data made available in this article, unless otherwise stated in a credit line to the data.

Conclusion Findings from this study revealed that RSS performances were better (FT and FI indices) in the PMDT compared with the PMWU condition. Moreover, in set 1 of the RSS test, better RSS indices were found in the PMDT compared to NM condition.

Keywords Pacing strategy, Repeated sprint performance indices, Heart rate, Blood lactate concentration, Ratings of perceived exertion, Feeling scale

Introduction

There is evidence indicating that athletes regulate their energy during competition in order to optimize performance [1–4]. This so-called pacing strategy refers to the variation of speed by regulating the rate of energy expenditure to prevent homeostatic disturbances during exercise or competition [5, 6]. When performing repeated sprint exercises, athletes may benefit from an ‘all-out’ strategy [2]. This profile consists of a fast beginning in the first sprint followed by a gradual subconscious performance decline up until the last sprint [2]. During competition, the interaction between psychophysiological stress components (e.g., rating of perceived exertion [RPE], anxiety, heart rate, lactate) may act as a central governor to regulate the pacing strategy by delaying the onset of fatigue and discomfort symptoms [7]. Previous studies have suggested that the pacing strategy could be influenced by other internal and external factors, such as the knowledge of the end point (knowledge of time or distance) [7], performance level [8, 9], the presence of other competitors [2], and listening to music [4, 10]. It seems that listening to music has the potential to modify the pacing strategy by positively affecting performance during physical exercise [10].

However, previous studies revealed controversial results regarding the effects of listening to music delivered during the warm-up of a short-term high-intensity exercise bout or during the actual exercise bout or performance test [11–24]. It has been postulated that listening to music during the warm-up [17–20] or during the exercise/test [21] has the potential to enhance high-intensity exercise performance. For example, Belkhir et al. [20] observed that listening to preferred music applied during the warm-up compared with neutral music has a positive effect on short-term maximal performance in soccer players, irrespective of the time of day. In contrast, other researchers reported no beneficial effects of listening to music on performance during high-intensity physical exercise [16, 22–24]. In fact, Ballmann et al. [16] reported that listening to preferred music did not positively affect repeated Wingate test performance in active males. Thus, based on these observations, it remains unclear as to whether listening to music has a stimulating effect on performance during high-intensity exercise. In addition, only limited

knowledge exists on the effect of the timing of music application during physical exercise.

Accordingly, the aim of this study was to examine the effects of listening to preferred music on the pacing strategy, heart rate, perceived exertion, and feeling states during the performance of repeated sprints (RSS) in healthy male sport science students. Based on findings from previous studies, we hypothesized that listening to preferred music during the test is more effective than listening to music during the warm-up, and not listening to music at all on repeated sprint performance [17, 21].

Materials and methods

Participants

Nineteen healthy male sport-science students (age, 22.1 ± 1.2 years; body mass, 72.7 ± 9.3 kg; body height, 1.8 ± 0.1 m; BMI, 22.6 ± 2.2 kg m⁻²) volunteered to participate in this study. The enrolled sport science students practiced similar exercise volumes as part of their weekly training as sport science students (6 h wk⁻¹). All participating individuals were experienced semi-professional soccer players (2.0 ± 0.5 years). Prior to the start of the study, all participants received a medical screening from a medical doctor. Based on the evaluation of the medical doctor, all participants were diagnosed as free from lower limbs musculoskeletal injuries that would affect test performance. All participants were informed on the procedures, potential risks, and benefits of the study. The study was approved by the local ethics committee of the Higher Institute of Sport and Physical Education of Ksar-Said, Tunis, Tunisia, and the protocol was carried out in accordance with the latest version of the Declaration of Helsinki.

Study design

Five test sessions were scheduled with a rest period of at least 48 h between the sessions. During the first and second test session, anthropometric characteristics (body mass; body height; BMI) were taken from all participants and a familiarization session (sprint 20-m and RSS protocols) was conducted to verify RSS test-retest reliability. The experimental sessions were scheduled in randomized order. As such, the participants completed three experimental conditions: (1) listening to preferred music during the RSS test (PMDT), (2) listening to preferred music

during the warm-up of the RSS test (PMWU), and (3) not listening to music (NM). Randomization was carried out with regards to the experimental conditions (i.e., preferred music during the test; preferred music during the warm-up; no music) using a freeware online tool (<https://www.randomizer.org>).

Before the RSS started, participants performed a standardized 10-min warm-up, including 4-min of light jogging (heart rate: 110–145 beat min⁻¹), lateral displacements, dynamic stretching and jumping, followed by 3-min of passive recovery.

All tests were performed at the same time of day (± 1 h), to avoid any potential effect of diurnal variation on performance. All participants were asked to follow their normal diet during the time of the study.

The same investigator conducted the tests during all experimental sessions in a gymnasium at a comfortable temperature. Study participants and investigators were not blinded to the three experimental conditions.

Listening to music

All participants selected their preferred songs. Using the “Edjing Mix” software (version 6.45.00, Android, France), to determine music tempo, we noticed that the selected music of the participants was characterized by a fast rhythm tempo (> 140 beats min⁻¹). Therefore, regardless of the music selected, all songs had a fast tempo (> 140 beats min⁻¹) with the same music volume (moderate music, 70 dB), monitored by a sound meter app (Sound Meter v1.5, Abc Apps, USA), and utilizing the same mp3 player Bluetooth Wireless Earphone.

Test for the assessment of repeated sprint sets (RSS)

The test for the assessment of RSS consisted of two sets of 5 × 20-m maximal sprints, with 15-s of active recovery (10-m jog) between the sprints, and another 1 min rest between sets. During the active recovery and between the sprints, participants were asked to slow down and complete 10-m in a jogging mode (Fig. 1) [27]. No verbal encouragement was provided during the RSS test. Through the assessment of linear sprint time, we were able to determine the total sum of sequences (TSS) which were defined as the total sprint time recorded during each set (5 sprints). In addition, we assessed the fastest sprint time (FT) which was defined as the fastest sprint time recorded during an individual set. Finally, we assessed the fatigue index (FI) which corresponded to the relative power decrement. FI was calculated according to the formula published by Fitzsimons et al. [28]:

$$FI (\%) = TSS / ([FT * \text{number of sprints}] - 1) * 100.$$

Electronic timing gates were used to assess RSS performance (Globus, Microgate, Italy) with an accuracy of 0.01 s. Pilot data from 19 participants, collected during two familiarization sessions on two different test days, were used to determine the test-retest reliability of the RSS test.

Blood lactate concentration

To measure blood lactate concentration, blood samples were taken from the fingertip (5 µl of blood) three minutes after the RSS test (Lactate Pro; Arkray, Tokyo, Japan).

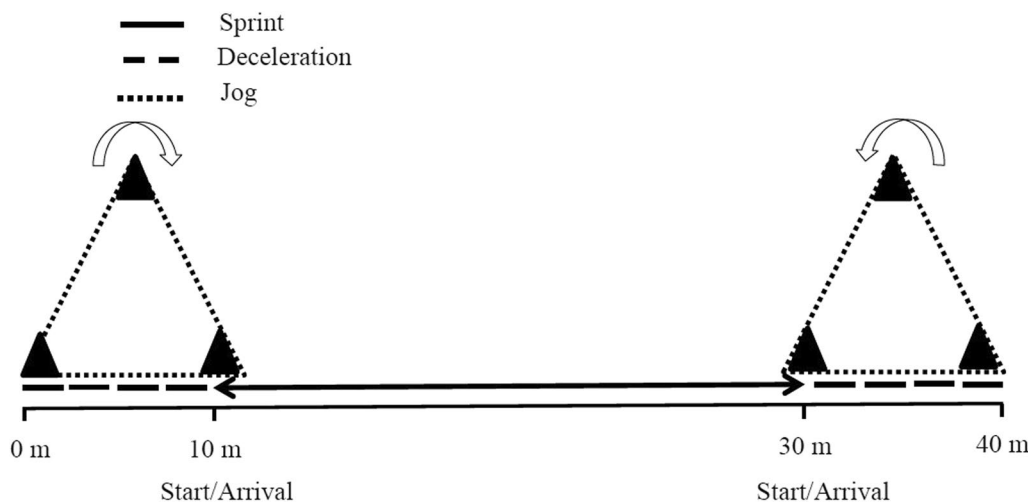


Fig. 1 Multiple repeated sprint set test

Heart rate

During the RSS test, peak and mean heart rate (HRpeak, HRmean) were recorded during the test using an individual heart rate monitor (Polar TF4, Polar Electro, Kempele, Finland).

Ratings of perceived exertion and feeling scale

Before and after the RSS tests, the ratings of perceived exertion (RPE, 6–20) using the Borg scale [29] was obtained to estimate overall physical exertion. Additionally, before and after the RSS test, the feeling scale was used to measure the affective dimension (pleasure and displeasure) of the participants, ranging from – 5 (very bad) to + 5 (very good) [30].

Statistical analyses

Normal data distribution was tested and confirmed using the Shapiro Wilk test. Accordingly, data were presented as means and standard deviations (SDs). Test-retest reliability was assessed for all variables using Cronbach’s model of the intraclass correlation coefficient (ICC) and the coefficient of variation (CV).

A one-way analysis of variance (ANOVA) was performed for HRpeak, HRmean, and blood lactate to discern between-condition differences at post. The outcome RSS indices (TSS; FT; FI) were analyzed using a three (conditions: listening to music during the warm-up, listening to music during the test, not listening to music) by two (sets: set 1, set 2) repeated measures ANOVA. Moreover, pacing strategy was evaluated using three conditions: (e.g., listening to music during the warm-up, listening to music during the test, not listening to music) by two sets (e.g., sprints in each set) repeated measures

ANOVA. Additionally, data of RPE and FS were analyzed using a three (condition: listening to music during the warm-up, listening to music during the test, not listening to music) by two (time: pre, post) repeated measures ANOVA.

If condition-by-time or condition-by-set interactions turned out to be significant, Bonferroni adjusted post-hoc tests were used in the form of pair-wise comparisons. Partial eta squared (η^2p) were taken from ANOVA output and used as effect sizes. Cohen’s d (d) were calculated to quantify meaningful differences in the data with demarcations of trivial (<0.2), small (0.2–0.59), medium (0.60–1.19), large (1.2–1.99), and very large (≥ 2.0) [31]. Statistical significance was accepted, a priori, at $p < 0.05$. Data were analyzed using the SPSS 17 package (SPSS Inc., Chicago, IL).

Results

According to the results from the Shapiro Wilk Test, data from all dependent variables were normally distributed. P-values ranged from 0.07 to 0.713.

Test for the assessment of repeated sprint sets (RSS)

Data from the performance indices of the RSS test (TSS, FT, IF) are displayed in Table 1. For TSS, significant main effects of condition ($F_{(2, 54)} = 4.22$; $p = 0.02$; $\eta^2 = 0.12$; power = 0.72) and set ($F_{(1, 54)} = 69.23$; $p < 0.001$; $\eta^2 = 0.52$; power = 1) were found. However, the analysis indicated no significant condition-by-time interaction ($F_{(2,54)} = 2.39$; $p = 0.1$; $\eta^2 = 0.07$; power = 0.46). Main effects of condition can be interpreted as a significant TSS decrease during PMDT ($p = 0.006$; $d = 0.93$) compared to NM during set 1. Moreover, no significant difference was

Table 1 Comparisons of RSS outcomes, heart rate and lactate between PMDT, PMWU, and NM conditions (N = 19)

| Variables | Sets | No music | Preferred music during test | Preferred music during warm-up | p (eta-squared [η^2]) | | |
|------------------------|-------|--------------|-----------------------------|--------------------------------|------------------------------|---------------------|----------------------------|
| | | | | | Main effect of condition | Main effect of time | Condition*time interaction |
| TSS (s) | Set 1 | 17.84 ± 0.79 | 17.08 ± 0.81* | 17.64 ± 0.72 | 0.02 (0.12) | < 0.001 (0.52) | 0.1 (0.07) |
| | Set 2 | 18.25 ± 0.79 | 17.73 ± 0.80 | 18.01 ± 0.73 | | | |
| FT (s) | Set 1 | 3.39 ± 0.19 | 3.28 ± 0.17 [‡] | 3.45 ± 0.15 | 0.06 (0.09) | < 0.001 (0.55) | < 0.001 (0.40) |
| | Set 2 | 3.53 ± 0.13 | 3.44 ± 0.16 | 3.47 ± 0.15 | | | |
| FI (%) | Set 1 | 5.21 ± 2.62 | 1.62 ± 1.42 [‡] | 2.60 ± 2.17 | < 0.001 (0.29) | 0.061 (0.06) | 0.001 (0.21) |
| | Set 2 | 4.03 ± 1.86 | 3.18 ± 1.54 | 3.98 ± 1.59 | | | |
| HR mean (beat/min) | | 166 ± 10.68 | 171.2 ± 11.49 | 165.6 ± 8.16 | 0.13 (0.06) | -- | -- |
| HR max (beat/min) | | 178.7 ± 7.48 | 183.5 ± 10.54 | 180.4 ± 7.43 | 0.18 (0.05) | -- | -- |
| Lac post-test (mmol/L) | | 15.50 ± 1.34 | 16.82 ± 1.53* | 16.18 ± 1.40 | 0.012 (0.45) | -- | -- |

Data presented as mean (± SD), with ANOVA output reporting as P value (partial eta squared effect size)

TSS total sum sequence, FT fast time, FI fatigue index

*Significantly different between PMDT versus NM ($p < 0.05$); [‡]significantly different between PMDW versus NM ($p < 0.05$); [§]significantly different between PMDT versus PMDW ($p < 0.05$)

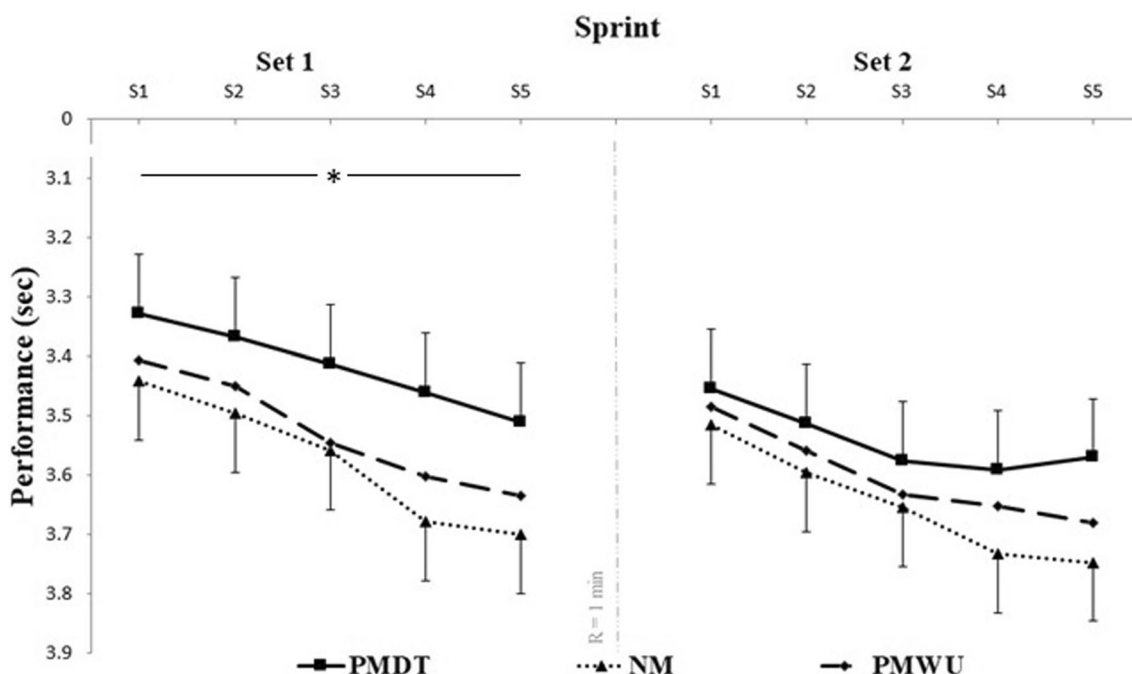


Fig. 2 Performance for each sprint in RSS sessions. Data are presented as means and standard deviations. *PMDT* preferred music during test, *PMWU* preferred music during warm-up, *NM* no music, *R* recovery period; *Significant main effect of condition ($p < 0.05$)

observed between *PMWU* and *NM* ($p = 0.331$; $d = 0.38$) or between *PMDT* and *PMWU* ($p = 0.065$; $d = 0.56$).

For FT, no significant main effect of condition ($F_{(2, 54)} = 2.94$; $p = 0.06$; $\eta^2 = 0.09$; power = 0.55) was found. However, a significant main effect of set ($F_{(1, 54)} = 82.60$; $p < 0.001$; $\eta^2 = 0.55$; power = 1) was found as well as a significant condition-by-set interaction ($F_{(2, 54)} = 17.10$; $p < 0.001$; $\eta^2 = 0.40$; power = 1). Bonferroni-adjusted post-hoc tests showed that in set 1 of the RSS test, FT was significantly lower during *PMDT* compared to *NM* ($p = 0.003$; $d = 0.67$) and *PMWU* ($p = 0.002$; $d = 1.15$). However, no significant between condition differences were detected during set 2.

For FI, results indicated a significant main effect of condition ($F_{(2, 54)} = 13.04$; $p < 0.001$; $\eta^2 = 0.29$; power = 0.99), a significant main effect of set ($F_{(1, 54)} = 24.35$; $p < 0.001$, $\eta^2 = 0.40$; power = 0.99), and a significant condition-by-set interaction ($F_{(2, 54)} = 8.33$; $p = 0.001$; $\eta^2 = 0.21$; power = 0.96). Bonferroni-adjusted post-hoc tests revealed for set 1 of the RSS test lower values for *PMDT* compared to *NM* ($p < 0.001$; $d = 1.30$), *PMWU* compared to *NM* ($p < 0.001$; $d = 1.28$), and *PMDT* compared to *PMWU* ($p = 0.006$; $d = 0.74$). During set 2, no significant differences were found between the three conditions.

A pilot study was conducted to obtain reliability and sensitivity data for the applied parameters using 19 participants. The analysis showed an ICC of 0.93 (95% confidence interval [CI] 0.82–0.97) for TSS, an ICC of 0.96

(95% CI 0.91–0.98) for FT, and an ICC of 0.99 (95% CI 0.98–0.99) for FI.

In addition, we computed CVs across trials during the familiarization session. For TSS, the CV amounted to 1%, for FT to 1% and for FI to 11%.

Heart rate frequency

The evaluation of HR frequency during the the RSS test is displayed in Table 1. Using one-way ANOVA, no significant differences were found for HR_{max} ($F_{(2, 54)} = 1.78$; $p = 0.18$; $\eta^2 = 0.05$; power = 0.36) and HR_{mean} ($F_{(2, 54)} = 2.1$; $p = 0.13$; $\eta^2 = 0.06$; power = 0.42).

Pacing strategy

Figure 2 details the effects of listening to preferred music on performances measured after each during the RSS test. Significant main effects of condition ($F_{(2, 54)} = 5.72$; $p = 0.005$; $\eta^2 = 0.15$; power = 0.85) and set ($F_{(1, 54)} = 45.1$; $p < 0.001$; $\eta^2 = 0.70$; power = 0.99) were observed for sprint performance. However, no significant condition-by-set ($F_{(2, 54)} = 0.84$; $p = 0.571$; $\eta^2 = 0.05$; power = 0.38) was found. Contrast analysis indicated a significant speed improvement for *PMDT* compared to *PMWU* ($p = 0.019$; $d = 1.33$) and *NM* ($p = 0.002$; $d = 5.00$).

In set 2, no significant main effects of condition ($F_{(2, 54)} = 2.4$; $p = 0.098$; $\eta^2 = 0.07$; power = 0.47) and condition-by-set interaction ($F_{(2, 54)} = 2.5$; $p = 0.552$; $\eta^2 = 0.05$; power = 0.39) were found. However, a significant

main effect of set ($F_{(1, 54)} = 12.50$; $p < 0.001$; $\eta p^2 = 0.77$; power = 1) was observed.

Blood lactate concentration

Data on blood lactate concentration are presented in Table 1. Using one-way ANOVA, blood lactate was significantly higher only in PMDT ($p = 0.025$; $d = 0.92$) compared to the NM condition. However, no significant difference was observed for blood lactate concentration between the PMDT and PMWU conditions.

Ratings of perceived exertion and feeling scale

The RPE and the feeling state scores were recorded before and after the RSS test and are displayed in Table 2.

For RPE, a significant main effect of time ($F_{(1, 63)} = 260.11$; $p < 0.001$; $\eta p^2 = 0.81$; power = 1) was observed. However, no significant condition-by-time interaction ($F_{(2, 63)} = 0.93$; $p = 0.39$; $\eta p^2 = 0.02$; power = 0.20) was found.

For FS score, results indicated no significant main effect of condition ($p = 0.12$; $\eta p^2 = 0.06$), no significant main effect of time ($F_{(1, 63)} = 0.02$; $p = 0.88$; $\eta p^2 = 0.003$; power = 0.05), and no significant condition-by-time interaction ($F_{(2, 63)} = 0.8$; $p = 0.45$; $\eta p^2 = 0.03$; power = 0.18).

Discussion

To our knowledge, this is the first study that investigated the effects of the moment of listening to preferred music on pacing strategy, HR frequency, perceived exertion, and feeling state during sequences of RSS tests. In agreement with our research hypothesis, the main finding of the present study revealed that FT and FI indices, during RSS, were higher with PMDT compared with the PMWU condition. Moreover, in set 1 of the RSS test, better indices were found for PMDT compared to NM.

In contrast, no significant effect of listening to music was observed for the pacing strategy profile, HR, RPE and feeling scale.

This study showed better RSS performance (TSS, FT, FI) in set 1 for the PMDT compared to the NM condition. These differences between conditions could only be found in set 1 but not in set 2. In agreement with the results of set 2, and in disagreement with results of set 1, previous studies have shown no effects of listening to music on repeated sprint performances during different experimental conditions [24, 33]. Indeed, Atan [24] observed no significant difference of fast or slow music on repeated sprint performance (RAST) of 6 * 35-m with 10 s of recovery between tests. Also, Eliakim et al. [32] showed that music did not affect the performance (total time; IF) of 12 * 20-m sprint on young male basketball players. However, Rhoads et al. [14] reported that listening to preferred music during repeated Wingate test improve power output in young males' athletes. The discrepancies between these findings and our results might be due to the difference in the choice of music type (preferred, not preferred, synchronized, non-synchronized), tempo (slow, fast) participants' fitness levels (trained, untrained), and test procedure (sprint number).

In fact, Brownley et al. [33] previously confirmed that the music elicited a greater mean peak power in untrained subjects compared to the trained subjects during low and high-intensity exercises. In addition, all the preferred music sequences were of high tempo (>140 bpm) which might be one of the factors that improved the performance indices. Moreover, previous studies have shown that listening to fast tempo music during high intensity exercise increases salivary cortisol concentration which improves substrate availability during exercise and recovery though increased gluconeogenesis and free fatty acid mobilization [26, 34]. In agreement with the observed decrease in the FI index during PMDT and PMWU, different studies reported that listening to music can promote systemic physiological changes during exercise by increasing brain activity in the left inferior frontal gyrus and regions of the insular cortex. In line with the central governor theory, listening

Table 2 Mean (SD) for rated perceived exertion (RPE) and feelings states scores recorded before and after the RSS (N = 19)

| Variable | Time | No music | Preferred music during test | Preferred music during warm-up | p (eta-squared [ηp^2]) | | |
|--------------------|------|---------------------------|-----------------------------|--------------------------------|--------------------------------|---------------------|----------------------------|
| | | | | | Main effect of condition | Main effect of time | Condition*time interaction |
| RPE (AU) | Pre | 12.41 ± 1.97 | 11.82 ± 2.22 | 11.73 ± 2.43 | 0.11 (0.06) | <0.001 (0.81) | 0.39 (0.02) |
| | Post | 16.82 ± 1.53 [□] | 15.5 ± 1.34 [□] | 16.18 ± 1.40 [□] | | | |
| Feeling scale (AU) | Pre | 2 ± 1.83 | 2.23 ± 2.27 | 2.136 ± 2.15 | 0.12 (0.06) | 0.88 (0.003) | 0.45 (0.03) |
| | Post | 1.68 ± 1.17 | 2.82 ± 0.80 | 2 ± 1.27 | | | |

Data presented as mean (± SD), with ANOVA output reporting as p value (partial eta squared effect size)

AU arbitrary units

[□] Significantly different between pre and post test for each condition ($p < 0.05$)

to music may lead to an attenuation of internal fatigue-related signals and thus improved physical performance [9, 26]. In addition, Sugiharto et al. [35] observed that listening to music during exercise improves irisin levels after high-intensity exercise in young non-professional athletes. This enhancement may directly contribute to the gradual alteration of energy expenditure. In the current study, there was no significant difference of HR_{mean} and HR_{max} observed during the two experimental sessions. These findings suggest that the preferred music used as an external stimulus could not influence the heart responses, and probably cardiorespiratory responses, during glycolytic exercise.

Furthermore, participants were able to improve performance during PMDT session without change on cardiovascular activity compared to NM session. In agreement with the present study, Atan, [24] showed that listening to music during RAST did not significantly affect HR responses. In another study, HR was not affected between the four conditions (fast upbeat music, classical music, preferred music, and no music conditions) during similar exercise intensity [36]. Moreover, Nakamura et al. [25] reported that, during high-intensity exercise, music was unable to influence the physiological response, irrespective of music type. However, our results contrast with the previous reports that showed that the HR was significantly changed, during warm-up and during the test in the music condition [17, 32], probably due to the difference in the choice of the study population and exercise protocols. To our knowledge, this is the first study to demonstrate the effect of preferred music during a RSS protocol on pacing strategy. During sets 1 and 2 of the RSS protocol, the data supported the existence of a pacing strategy profile that is stable and unaffected by the effect of listening to preferred music. Indeed, our results confirm that participants exhibited the same decreasing-profile strategy ("all out" strategy) in the three conditions and the two sets of the RSS test. This strategy has been found in previous studies as well [36, 38]. Keller [37] reported that an all-out pacing strategy is optimal in running races with a distance up to 291 m. In addition, Gastin [38] was able to show that the contribution of the anaerobic metabolism became significantly less with maximal exercise tests of 30 to 60 s duration. This is mainly due to reduced ATP turnover which seems to be partially compensated by an increase in oxygen uptake during the following sprints. However, the results of the present study showed that the observed decrement in speed during RSS, was different in PMDT compared with NM, especially during set 1. These findings may be due to the adoption of a muscle recruitment strategy that ensures maximal work during exercise, particularly during the PMDT condition, without biological failure [38].

According to previously published studies, the effect of listening to music on physical performance is related to psychophysiological factors which lead to an increase activation in the motor cortex and autonomic response [16, 26]. With increasing RSS performance, blood lactate levels after exercise were significantly higher in PMDT compared to NM. The specific reasons for this result remain largely unknown. A previous study [26] has shown that listening to music during exercise may have a relaxing effect. With less muscular tension, there could be increased blood flow and therefore greater lactate clearance [26]. In this context, we hypothesized that the improvement in RSS indices, during the PMDT, may indicate that the participants have inhibited the activity of the glycolysis thus leading to a larger lactate accumulation and increased cellular acidosis.

However, this mechanism remains largely speculative. Interestingly, Atan [24] reported no significant difference in blood lactate after sprint and Wingate tests with or without music in active male participants.

In the present study, there were no significant condition-by-time interactions for RPE. Our results are in line with findings from Eliakim et al. [32], who showed that listening to preferred music did not affect RPE before or after a repeated sprint test. This can most likely be explained by several factors, including the expertise status of the participants (trained, untrained), the exercise load (pacing strategy profiles) and the time point of RPE testing (before, during and after exercise). Karageorghis and Priest [39] showed that motivational effects of listening to music appear to be related to increased individual perceptions of self-esteem and sense of confidence. An increase in exercise intensity of work during the listening to music condition elicits a higher RPE response compared to the no music condition [40].

Psychological responses, along with listening to music, can influence physical performance as they relate to well-being, emotional, behavioral and cognitive domains [33, 41]. Indeed, emotion and motivation may play a relational role with cortical treatment and visceral information on the behavioral and physiological state of the subject [41]. Our results revealed no significant condition * time interaction; although, other studies, like Elliott et al. [42] stated that listening to motivational music favored a positive emotional reaction associated to the improvement of total distance covered during 20 min cycle ergometer trials. It has been also suggested that a greater activation of glycolytic metabolism could not influence feeling responses [26]. Furthermore, these findings could be attributed to the possible role of subject's experience with music during their formative years. According to Rejeski [43], the affectivity of music, as an external cue, is limited with the appearance of internal cues as fatigue, and their

effect on mental status during high-intensity exercise. The interaction between psychological and physiological parameters are closely linked to the ergogenic effect of music [16]. However, the mechanism by which music preferentially allows better performance is still not well understood [26]. As such, the current study has some limitations that should be acknowledged. More research is needed to elucidate the interactions between psychological and physiological parameters while listening to preferred music during high-intensity interval training.

Conclusion

In summary, the findings of this study showed that listening to music applied during the RSS test compared to the no music condition was more effective to improve RSS performance. This is substantiated through the observed decrease in total sum sequence, fast time index and fatigue index.

Coaches and athletes are advised to listen to preferred music during tests/exercises and not just during the warm-up to improve their sprint performance.

Abbreviations

| | |
|------|---|
| PMDT | Listening to preferred music during the test |
| PMWU | Listening to preferred music during the warm-up |
| NM | Not listening to music |
| RPE | Rating of perceived exertion |
| FS | Feeling scale |

Acknowledgements

The authors gratefully thank the students for their participation during the study.

Author contributions

NJ, AB, and HC contributed to the conception and design of the study. NJ, NO, and AB performed the testing. NJ wrote the first draft of the manuscript. DB, CC, UG, HC, and HZ wrote sections of the manuscript. All authors contributed to manuscript revision, read, and approved the finally submitted version.

Funding

Open Access funding enabled and organized by Projekt DEAL. The authors acknowledge the support of the Deutsche Forschungsgemeinschaft (DFG) and Open Access Publishing Fund of the University of Freiburg, Germany.

Availability of data and materials

The datasets generated during and analyzed during the current study are not publicly available due to confidential information about the participants but are available from the corresponding author on reasonable request.

Declarations

Ethics approval and consent to participate

We confirm that written informed consent was obtained from all subjects. The study was approved by the local ethics committee of the Higher Institute of Sport and Physical Education of Ksar-Said, Tunis, Tunisia, and the protocol was carried out in accordance with the latest version of the Declaration of Helsinki.

Consent for publication

Not applicable.

Competing interests

The authors declare that they have no competing interest.

Author details

¹Research Unit: Sport Sciences, Health and Movement, High Institute of Sport and Physical Education of Kef, UR22JS01, University of Jendouba, 7100 Kef, Tunisia. ²Higher Institute of Sport and Physical Education of Ksar-Said, University of Manouba, Manouba, Tunisia. ³INISA, Federal University of Mato Grosso do Sul, Campo Grande, Brazil. ⁴Higher Institute of Sport and Physical Education of Sfax, University of Sfax, Sfax, Tunisia. ⁵M2S (Laboratoire Mouvement, Sport, Santé) - EA 1274, Univ Rennes, 35000 Rennes, France. ⁶Department of Physical Education and Sports Science, SRM Institute of Science and Technology, Kattankulathur, Tamilnadu, India. ⁷Department of Physical Education and Sport Sciences, Faculty of Humanities and Social Sciences, University of Kurdistan, Sanandaj, Kurdistan, Iran. ⁸Centre for Intelligent Healthcare, Coventry University, Coventry, UK. ⁹Department of Sport and Sport Science, Exercise and Human Movement Science, University of Freiburg, Freiburg, Germany. ¹⁰Institut International des Sciences du Sport (2IS), 35850 Iroudouer, France.

Received: 24 March 2022 Accepted: 18 January 2023

Published online: 21 February 2023

References

- Noakes TD, Gibson ASC, Lambert EV. From catastrophe to complexity: a novel model of integrative central neural regulation of effort and fatigue during exercise in humans: summary and conclusions. *Br J Sports Med.* 2005;39(2):120–4. <https://doi.org/10.1136/bjsm.2003.010330>.
- Abbiss CR, Laursen PB. Describing and understanding pacing strategies during athletic competition. *Sports Med.* 2008;38(3):239–52. <https://doi.org/10.2165/00007256-200838030-00004>.
- Jebabli N, Granacher U, Selmi MA, Al-Haddabi B, Behm DG, Chaouachi A, Haj Sassi R. Listening to preferred music improved running performance without changing the pacing pattern during a 6 minute run test with young male adults. *Sports.* 2020;8(5):61. <https://doi.org/10.3390/sport8050061>.
- Jebabli N, Zouhal H, Boulosa D, Govindasamy K, Tourny C, Hackney AC, Granacher U, Ben Abderrahman A. The effects of preferred music and its timing on performance, pacing, and psychophysiological responses during the 6-min test. *J Hum Kinet.* 2022;81(1). <https://doi.org/10.2478/hukin-2022-0038>.
- Tucker R. The anticipatory regulation of performance: the physiological basis for pacing strategies and the development of a perception-based model for exercise performance. *Br J Sports Med.* 2009;43(6):392–400. <https://doi.org/10.1136/bjsm.2008.050799>.
- De Koning JJ, Foster C, Bakkum A, Kloppenburg S, Thiel C, Joseph T, Porcari JP. Regulation of pacing strategy during athletic competition. *PLoS ONE.* 2011;6(1):e15863. <https://doi.org/10.1371/journal.pone.0015863>.
- Billaut F, Bishop DJ, Schaez S, Noakes TD. Influence of knowledge of sprint number on pacing during repeated-sprint exercise. *Med Sci Sports Exerc.* 2011;43(4):665–72.
- Tucker R, Noakes TD. The physiological regulation of pacing strategy during exercise: a critical review. *Br J Sports Med.* 2009;43(6):e1–e1.
- Noakes TD. Time to move beyond a brainless exercise physiology: the evidence for complex regulation of human exercise performance. *Appl Physiol Nutr Metab.* 2011;36(1):23–35.
- Lima-Silva AE, Silva-Cavalcante MD, Pires FDO, Bertuzzi R, Oliveira RSF, Bishop D. Listening to music in the first, but not the last 1.5 km of a 5-km running trial alters pacing strategy and improves performance. *Int J Sports Med.* 2012;33(10):813–8.
- Chtourou H, Briki W, Aloui A, Driss T, Souissi N, Chaouachi A. Relation entre musique et performance sportive: vers une perspective complexe et dynamique. *Sci Sports.* 2015;30(3):119–25. <https://doi.org/10.1016/j.scispo.2014.11.002>.
- Castañeda-Babarro A, Marqués-Jiménez D, Calleja-González J, Viribay A, León-Guereño P, Mielgo-Ayuso J. Effect of listening to music on Wingate anaerobic test performance. A systematic review and meta-analysis. *Int J Environ Res.* 2020;17(12):4564. <https://doi.org/10.3390/ijerph17124564>.
- Lehman JT, Whitmire BG, Rogers RR, Williams TD, Ballmann CG. Effects of respite music on repeated upper-body resistance exercise performance. *Int J Exerc Sci.* 2022;15(7):79–87.

14. Rhoads KJ, Sosa SR, Rogers RR, Kopec TJ, Ballmann CG. Sex differences of listening to self-selected music during exercise on repeated anaerobic sprint performance. *Sexes*. 2021. <https://doi.org/10.3390/sexes2010005>.
15. Meglic CE, Orman CM, Rogers RR, Williams TD, Ballmann CG. Effects of preferred and non-preferred warm-up music on anaerobic sprint performance in NCAA division I athletes. *J Funct Morphol Kinesiol*. 2021;6:64. <https://doi.org/10.3390/jfmk6010003>.
16. Ballmann CG, Maynard DJ, Lafoon ZN, Marshall MR, Williams TD, Rogers RR. Effects of listening to preferred versus non-preferred music on repeated wingate anaerobic test performance. *Sports*. 2019;7(8):185.
17. Eliakim M, Meckel Y, Nemet D, Eliakim A. The effect of music during warm-up on consecutive anaerobic performance in elite adolescent volleyball players. *Int J Sports Med*. 2007;28(04):321–5. <https://doi.org/10.1055/s-2006-924360>.
18. Chtourou H, Chaouachi A, Hammouda O, Chamari K, Souissi N. Listening to music affects diurnal variation in muscle power output. *Int J Sports Med*. 2012;33(01):43–7. <https://doi.org/10.1055/s-0031-1284398>.
19. Chtourou H, Jarraya M, Aloui A, Hammouda O, Souissi N. The effects of music during warm-up on anaerobic performances of young sprinters. *Sci Sports*. 2012;27(6):e85–8. <https://doi.org/10.1016/j.scispo.2012.02.006>.
20. Belkhir Y, Rekik G, Chtourou H, Souissi N. Listening to neutral or self-selected motivational music during warm-up to improve short-term maximal performance in soccer players: effect of time of day. *Physiol Behav*. 2019;204:168–73. <https://doi.org/10.1016/j.physbeh.2019.02.033>.
21. Haluk K, Turchian C, Adnan C. Influence of music on wingate anaerobic test performance. *Ovidius University Annals, Series Physical Education & Sport/Science, Movement & Health*. 2009;9:2.
22. Rhoads KJ, Sosa SR, Rogers RR, Kopec TJ, Ballmann CG. Sex differences in response to listening to self-selected music during repeated high-intensity sprint exercise. *Sexes*. 2021;2(1):60–8. <https://doi.org/10.3390/sexes2010005>.
23. Jarraya M, Chtourou H, Aloui A, Hammouda O, Chamari K, Chaouachi A, Souissi N. The effects of music on high-intensity short-term exercise in well trained athletes. *Asian J Sports Med*. 2012;3(4):233. <https://doi.org/10.5812/asjasm.34543>.
24. Atan T. Effect of music on anaerobic exercise performance. *Biol Sport*. 2013;30(1):35. <https://doi.org/10.5604/20831862.1029819>.
25. Nakamura PM, Pereira G, Papini CB, Nakamura FY, Kokubun E. Effects of preferred and nonpreferred music on continuous cycling exercise performance. *Percept Mot Skills*. 2010;110(1):257–64. <https://doi.org/10.2466/pms.110.1.257-264>.
26. Ballmann CG. The influence of music preference on exercise responses and performance: a review. *J Funct Morphol Kinesiol*. 2021;6(2):33.
27. Selmi MA, Elloumi M, Hambli M, Sellami M, Yahmed MH, Sassi RH. Reproducibility, validity et sensibilité d'un test de répétition de sprints chez des jeunes footballeurs. *Sci Sports*. 2016;31(5):e139–46. <https://doi.org/10.1016/j.scispo.2016.05.001>.
28. Fitzsimons M, Dawson B, Ward D. Cycling and running test of repeated sprint ability. *Aust J Sci Med Sport*. 1993;25:82–7.
29. Borg GA. Psychophysical bases of perceived exertion. *Med Sci Sports Exerc*. 1982. <https://doi.org/10.1249/00005768-198205000-00012>.
30. Hardy CJ, Rejeski WJ. Not what, but how one feels: the measurement of affect during exercise. *J Sport Exerc Psychol*. 1989;11(3):304–17.
31. Cohen J. *Statistical power analysis for the behavioral sciences*. 2nd ed. London: Routledge; 1988.
32. Eliakim M, Meckel Y, Gotlieb R, Nemet D, Eliakim A. Motivational music and repeated sprint ability in junior basketball players. *Acta Kinesiol Univ Tartu*. 2012;18:29–38. <https://doi.org/10.12697/akut.2012.18.04>.
33. Brownley KA, McMurray RG, Hackney AC. Effects of music on physiological and affective responses to graded treadmill exercise in trained and untrained runners. *Int J Psychophysiol*. 1995;19(3):193–201. [https://doi.org/10.1016/0167-8760\(95\)00007-F](https://doi.org/10.1016/0167-8760(95)00007-F).
34. De Souza Vale RG, Rosa G, José R, Júnior N, Martin Dantas E. Cortisol and physical exercise. *J Res Gate*. 2012;40161.
35. Sugiharto S, Merawati D, Susanto H, Pranoto A, Taufiq A. The exercise-instrumental music program and irisin levels in younger non-professional athletes. *Comp Exerc Physiol*. 2022;18(1):65–73. <https://doi.org/10.3920/CEP210015>.
36. Potteiger JA, Schroeder JM, Goff KL. Influence of music on ratings of perceived exertion during 20 minutes of moderate intensity exercise. *Percept Mot Ski*. 2000;91(3):848–54. <https://doi.org/10.2466/pms.2000.91.3.848>.
37. Keller JB. Optimal velocity in a race. *Am Math Mon*. 1974;81(5):474–80.
38. Gastin PB. Energy system interaction and relative contribution during maximal exercise. *Sports Med*. 2001;31(10):725–41. <https://doi.org/10.2165/00007256-200131100-00003>.
39. Karageorghis C, Priest DL. Music in sport and exercise: an update on research and application. *Sport J*. 2008;11(3).
40. Atkinson G, Wilson D, Eubank M. Effects of music on work-rate distribution during a cycling time trial. *Int J Sports Med*. 2004;25(08):611–5.
41. Pollatos O, Kirsch W, Schandry R. Brain structures involved in interoceptive awareness and cardio afferent signal processing: a dipole source localization study. *Hum Brain Mapp*. 2005;26(1):54–64. <https://doi.org/10.1002/hbm.20121>.
42. Elliott D, Carr S, Orme D. The effect of motivational music on sub-maximal exercise. *Int J Sports Med*. 2005;5(2):97–106. <https://doi.org/10.1080/17461390500171310>.
43. Rejeski WJ. Perceived exertion: an active or passive process? *J Sport Exerc Psychol*. 1985;7(4):371–8.

Publisher's Note

Springer Nature remains neutral with regard to jurisdictional claims in published maps and institutional affiliations.

Ready to submit your research? Choose BMC and benefit from:

- fast, convenient online submission
- thorough peer review by experienced researchers in your field
- rapid publication on acceptance
- support for research data, including large and complex data types
- gold Open Access which fosters wider collaboration and increased citations
- maximum visibility for your research: over 100M website views per year

At BMC, research is always in progress.

Learn more biomedcentral.com/submissions

