



HAL
open science

Observing a topological transition in weak-measurement-induced geometric phases

Yunzhao Wang, Kyrylo Snizhko, Alessandro Romito, Yuval Gefen, Kater Murch

► **To cite this version:**

Yunzhao Wang, Kyrylo Snizhko, Alessandro Romito, Yuval Gefen, Kater Murch. Observing a topological transition in weak-measurement-induced geometric phases. *Physical Review Research*, 2022, 4 (2), pp.023179. 10.1103/PhysRevResearch.4.023179 . hal-04014268

HAL Id: hal-04014268

<https://hal.science/hal-04014268>

Submitted on 28 Apr 2023

HAL is a multi-disciplinary open access archive for the deposit and dissemination of scientific research documents, whether they are published or not. The documents may come from teaching and research institutions in France or abroad, or from public or private research centers.

L'archive ouverte pluridisciplinaire **HAL**, est destinée au dépôt et à la diffusion de documents scientifiques de niveau recherche, publiés ou non, émanant des établissements d'enseignement et de recherche français ou étrangers, des laboratoires publics ou privés.



Distributed under a Creative Commons Attribution 4.0 International License

Observing a topological transition in weak-measurement-induced geometric phases

Yunzhao Wang¹,¹ Kyrylo Snizhko^{2,3,4}, Alessandro Romito,⁵ Yuval Gefen,² and Kater Murch^{1,*}

¹Department of Physics, Washington University, St. Louis, Missouri 63130, USA

²Department of Condensed Matter Physics, Weizmann Institute of Science, Rehovot 76100, Israel

³Institute for Quantum Materials and Technologies, Karlsruhe Institute of Technology, 76021 Karlsruhe, Germany

⁴Univ. Grenoble Alpes, CEA, Grenoble INP, IRIG, PHELIQS, 38000 Grenoble, France

⁵Department of Physics, Lancaster University, Lancaster LA1 4YB, United Kingdom



(Received 26 February 2021; accepted 17 May 2022; published 3 June 2022)

Measurement plays a quintessential role in the control of quantum systems. Beyond initialization and readout which pertain to projective measurements, weak measurements, in particular through their back action on the system, may enable various levels of coherent control. The latter ranges from observing quantum trajectories to state dragging and steering. Furthermore, just like the adiabatic evolution of quantum states that is known to induce the Berry phase, sequential weak measurements may lead to path-dependent geometric phases. Here we measure the geometric phases induced by sequences of weak measurements and demonstrate a topological transition in the geometric phase controlled by measurement strength. This connection between weak measurement-induced quantum dynamics and topological transitions reveals subtle topological features in measurement-based manipulation of quantum systems. Our protocol could be implemented for classes of operations (e.g., braiding) that are topological in nature. Furthermore, our results open new horizons for measurement-enabled quantum control of many-body topological states.

DOI: [10.1103/PhysRevResearch.4.023179](https://doi.org/10.1103/PhysRevResearch.4.023179)

I. INTRODUCTION

The geometric phase is a part of the global phase gained by a cyclic path of a quantum state, which only depends on the trajectory enclosed by the motion in parameter space and not on the traversal time [1,2]. A frequently mentioned example is the Pancharatnam-Berry phase that emerges from adiabatic evolution of the system Hamiltonian [3,4]. It was suggested that the Pancharatnam phase can be viewed in the framework of strong quantum measurement back action [5]. The latter [6–11] is the inevitable disturbance brought by measurement on a certain quantum system. One example thereof is the projection of a quantum state onto an eigenstate of a strongly measured observable. More generally, weak measurements only partially modify the quantum state. In either case, strong or weak, the accumulated disturbance due to a sequence of measurements can result in closed path motion of the quantum state. For a spin 1/2 system the resulting geometric phase is half the solid angle subtended by the path in parameter space [4,12]. While such measurement-induced geometric phases have been observed in optical systems [5,13], a recent theoretical study [14] has pushed this insight to a new qualitative perspective: The emergence of geometrical phases is accompanied by a topological transition [15,16]. In this article we

utilize a superconducting transmon circuit to demonstrate and characterize this measurement-induced topological transition.

II. WEAK-MEASUREMENT-INDUCED GEOMETRIC PHASES

We consider a series of variable strength measurements on a pseudospin half system. For the spin initialized in a state $|\theta, \phi = 0\rangle$, given by polar and azimuthal angles θ and ϕ of the Bloch sphere, a series of measurements along axes with fixed θ and with ϕ ranging from 0 to -2π [Fig. 1(a)] has the potential to drag the state along the geodesic lines between the axes of consecutive measurements (these geodesic lines, in general, do not retain fixed θ). This trajectory results in a geometric phase χ related to the enclosed solid angle [17–19]. In the limit of continuous strong measurements, $\chi = \frac{1}{2} \times 2\pi(1 - \cos\theta)$. However, for weak measurements, the state lags behind the advancing measurement axis and only partially moves along the geodesic line [Fig. 1(a)]. With an additional final projective measurement used to close the path, the surface formed by the set of trajectories along different latitudes either “wraps” [Fig. 1(a)] or does not “wrap” the Bloch sphere [Fig. 1(b)]. This property of wrapping or not wrapping cannot be changed by continuous deformations of the set of all trajectories and is linked to the respective topological invariant—the Chern number, which is the equivalent of the winding number for two-dimensional (2D) surfaces. The transition between these two regimes is controlled by the measurement strength and can be represented by a jump in the Chern number [14]. In Fig. 1(c), we display the predicted geometric phase χ versus the polar angle θ for the extremal

*murch@physics.wustl.edu

Published by the American Physical Society under the terms of the [Creative Commons Attribution 4.0 International](https://creativecommons.org/licenses/by/4.0/) license. Further distribution of this work must maintain attribution to the author(s) and the published article's title, journal citation, and DOI.

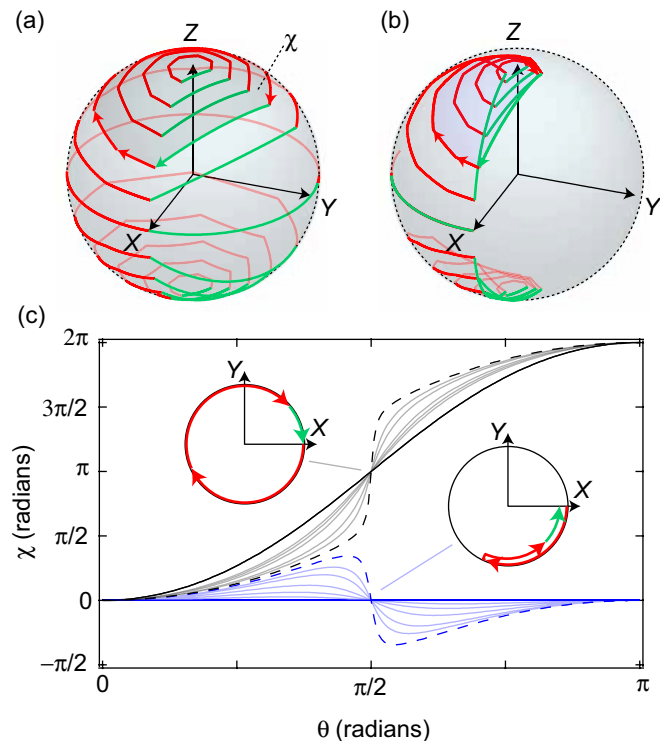


FIG. 1. Measurement-induced topological transition. (a) A sequence of measurements along a fixed latitude drags the state on a trajectory displayed on the surface of the Bloch sphere [arrows indicate the back action of the measurements for the first two and last (of six) measurements for one latitude]. When an additional, final projective measurement closes the path (green arrow), the state acquires a geometric phase (χ). Considering all latitudes, these trajectories form a closed surface winding around the Bloch sphere. (b) Weaker measurements result in smaller back action on the state; as a result, the trajectories form a closed surface that does not wrap around the Bloch sphere. (c) Dependence of the geometric phase on the polar angle θ for the measurement sequences with measurement strengths slightly below (blue dashed line) and above (black dashed line) the critical value. The black solid line shows the case of infinitely strong measurements, the blue solid line represents zero measurement strength, and faint lines indicate intermediate measurement strengths. The values of χ for $\theta = 0$ and $\theta = \pi$ must differ by a multiple of 2π . This difference cannot be changed by continuous deformation of the dependence of χ on θ . Thus the behaviors above and below the transition are topologically distinct. The insets illustrate the origin of the transition. For sufficiently strong measurements the equatorial trajectory circumnavigates the Bloch sphere while for weak measurements it does not.

cases of strong measurement, zero-strength measurement, and near the topological transition.

III. SELECTIVE MEASUREMENTS

In order to probe the predicted topological transition, we choose the first three energy levels of a superconducting Transmon circuit [20] embedded in a 3D aluminium cavity [21] as our experiment platform [Fig. 2(a)]. In the dispersive limit [22,23], where the cavity frequency ω_r is far detuned from the qutrit transition frequencies ω_j , the Jaynes-

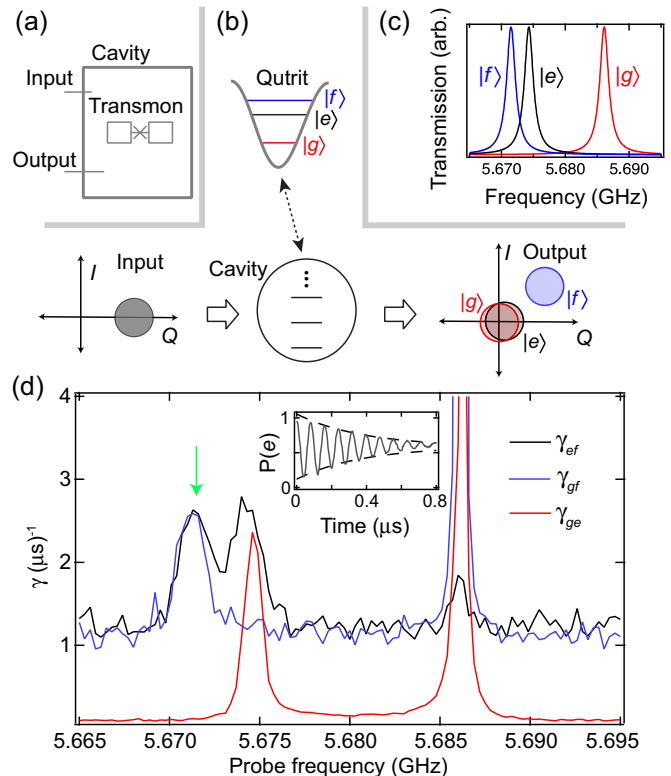


FIG. 2. Experiment setup. (a) A superconducting Transmon qutrit is dispersively coupled to a high quality factor microwave cavity. (b) A coherent state probe acquires a qutrit-state ($|g\rangle$, $|e\rangle$, or $|f\rangle$)-dependent displacement on the I/Q plane. (c) The dispersive interaction results in a state-dependent cavity transmission, allowing for measurements that resolve one state while leaving the other two unresolved. (d) The measurement is quantified via the frequency-dependent dephasing rates of each two-level subspace of Transmon states. The green arrow indicates the operating probe frequency, which corresponds to a selective measurement of the $|f\rangle$ state, which preserves the coherence in the $\{|g\rangle, |e\rangle\}$ subspace. A typical Ramsey measurement is shown in the inset.

Cummings Hamiltonian becomes

$$\hat{H}_m = \hbar\omega_r a^\dagger a + \sum_j \hbar\omega_j |j\rangle\langle j| + \sum_j \hbar\xi_j |j\rangle\langle j| a^\dagger a, \quad (1)$$

where $a^\dagger a$ is the cavity photon number operator, $|j\rangle$ are the energy eigenstates of the Transmon with energies $\hbar\omega_j$, and $\hbar\xi_j$ are the interaction energies between the cavity eigenstates and Transmon energy levels $|j\rangle$, and we consider the lowest three energy levels, $j \in \{g, e, f\}$. The effect brought by such interaction energies $\hbar\xi_j$ can be viewed as a qutrit-state-dependent shift on the cavity frequency, enabling quantum nondemolition weak measurements of the circuit energy states.

As is shown in Fig. 2(b), when the cavity is probed with a coherent state, the output signal distributes on the quadrature space of the electromagnetic field (I, Q) depending on the cavity transmission at the measurement frequency. The setup is operated in the strong dispersive regime where the cavity linewidth $\kappa \ll \xi_j$. Figure 2(c) illustrates that a weak probe of the cavity near the $|f\rangle$ resonance will be transmitted only if the circuit is in the $|f\rangle$ state. Therefore the measurement distinguishes the state $|f\rangle$ from both $|e\rangle$ and $|g\rangle$ but does not

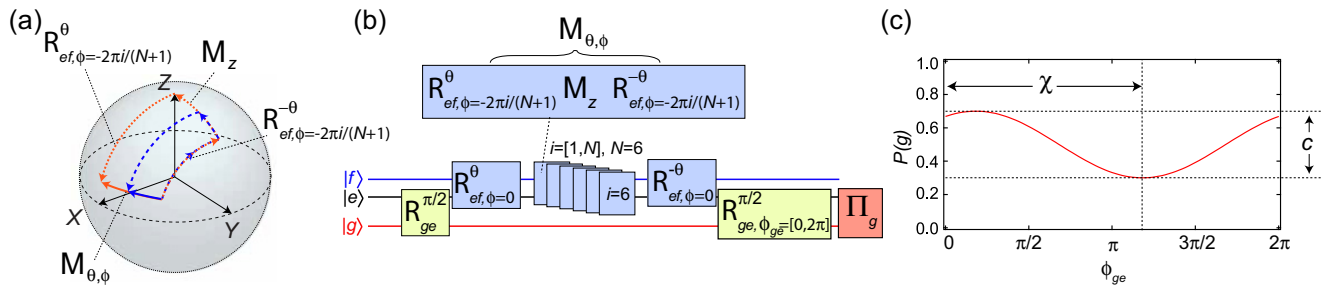


FIG. 3. Experimental sequence (a) Measurements along an arbitrary axis (solid arrows) are composed of rotations before and after measurement along the z axis (dashed arrows). Partial (projective) measurements are indicated in blue (red). (b) The full experiment consists of a sequence of six measurements in the qubit manifold at decreasing azimuthal angles ϕ . (c) The geometric phase, χ , and interference contrast, c , are determined from the final interference pattern between $|g\rangle$ and $|e\rangle$, where $P(g)$ is the probability of obtaining outcome g from the final projective measurement, Π_g .

distinguish $|e\rangle$ from $|g\rangle$. The selective nature of this measurement architecture allows us to reserve one energy level (e.g., $|g\rangle$) as a quantum phase reference in order to determine the global phase accumulated by a state in the $\{|e\rangle, |f\rangle\}$ manifold.

In the limit $\chi_f \gg \kappa$ the Kraus operators [9] associated with a probe near the $|f\rangle$ resonance are given by

$$M_z^{(r)} = \sqrt{\frac{1}{2\pi} \frac{1}{2\sigma}} \begin{pmatrix} e^{-(r-r_0)^2/2\sigma^2} & 0 & 0 \\ 0 & e^{-r^2/2\sigma^2} & 0 \\ 0 & 0 & e^{-r^2/2\sigma^2} \end{pmatrix} \quad (2)$$

in the $\{|f\rangle, |e\rangle, |g\rangle\}$ energy eigenstate basis. Here \mathbf{r} represents the output signal's location on the I/Q plane, r_0 is the mean output signal when the transmon is in the energy eigenstate $|f\rangle$, and σ is the variance of the output signal. A Kraus operator both gives the probability distribution of a measurement outcome ($P(\mathbf{r}) = |M_z^{(r)}|\psi\rangle|^2$) and characterizes the measurement back action on the state ($|\psi\rangle \rightarrow M_z^{(r)}|\psi\rangle$). Applying such a measurement pulse of duration τ reduces coherences between pairs of states characterized by dephasing factors $\exp(-\gamma_{ef}\tau) = \exp(-\gamma_{gf}\tau) = \exp(-\frac{r_0^2}{4\sigma^2})$ and $\exp(-\gamma_{ge}\tau) = 1$ [24].

We characterize the strength and selectivity of the measurement by examining the dephasing rates of each pair of states. We drive the cavity with a weak probe and perform Ramsey measurements on each pair of levels to determine the dephasing rates $\gamma_{ge}, \gamma_{ef}, \gamma_{gf}$, in each of the two-level subspaces. In Fig. 2(d) we display these measured dephasing rates versus probe frequency. The data show enhanced dephasing at each qutrit-state-dressed cavity resonance, as expected. We further observe larger background dephasing related to the $|f\rangle$ state which is due to the reduced charge noise insensitivity of the higher transmon levels [20]. A cavity probe at frequency $\omega_p/2\pi = 5.6715$ GHz, therefore, allows us to realize measurements on the $\{|e\rangle, |f\rangle\}$ manifold while preserving coherence within the $\{|g\rangle, |e\rangle\}$ manifold. The measurement strength ($\gamma_{ef}\tau$) can be tuned via the duration of a single measurement.

IV. GEOMETRIC PHASES

We now focus on the quantum dynamics of the qubit formed by the $\{|e\rangle, |f\rangle\}$ manifold, reserving the state $|g\rangle$ as a phase reference. Since the dispersive measurements merely provide measurement in the energy basis of the qubit, cor-

responding to the z axis of the Bloch sphere, we utilize additional rotations to perform measurement along any arbitrary axis of the qubit [25]. One example of these rotations is shown in Figure 3(a) for cases of projective and partial measurements.

Figure 3(b) displays the experimental sequence. To form closed path measurement-induced trajectories, we first initialize the qutrit in the state $\propto |g\rangle + |\theta, \phi = 0\rangle$, where $|\theta, \phi\rangle$ specifies the qubit state in the $\{|e\rangle, |f\rangle\}$ manifold in terms of polar and azimuthal angles. We then apply a sequence of six measurements at fixed θ and with decreasing ϕ chosen to wrap the Bloch sphere. Finally, we use rotations and a projective measurement (which closes the path along the shortest geodesic [26,27]) and determine the geometric phase. This final stage of the protocol involves the following steps: (i) The first rotation is applied such that the state $|\theta, \phi = -2\pi\rangle$ is rotated into $|e\rangle$. (ii) We then apply a $\pi/2$ rotation to interfere $|g\rangle$ (the reference state) and $|e\rangle$ (which acquired a measurement-induced phase) followed by (iii) projective measurement of $|g\rangle$ [28]. The resulting geometric phase, χ , and interference contrast, c , are determined by the phase and amplitude of the interference in the $\{|g\rangle, |e\rangle\}$ manifold [Fig. 3(c)] [29].

The closed paths that acquire a specific geometric phase are associated with specific trajectories, resulting from specific sequences of measurement readouts, implying the need for postselection. This postselection is implicitly enforced via the measurement architecture that preserves the coherence in the subspace $\{|g\rangle, |e\rangle\}$ while destroying coherences with $|f\rangle$. As an example, consider the regime of a very strong measurement where $|r_0| \gg \sigma$. Here there are effectively two measurement outcomes, $\mathbf{r} \simeq \mathbf{r}_0$ and $\mathbf{r} \simeq 0$, with back action projecting onto $|f\rangle$ or the $\{|g\rangle, |e\rangle\}$ manifold, respectively. When the outcome is “null,” $\mathbf{r} \simeq 0$, the population in the $\{|g\rangle, |e\rangle\}$ manifold is preserved, ultimately contributing to the interference used to infer the geometric phase. In this case, there is back action on the $\{|e\rangle, |f\rangle\}$ subspace corresponding to a segment of the closed trajectory. However, when the outcome is $\mathbf{r} \simeq \mathbf{r}_0$, the population in the $\{|g\rangle, |e\rangle\}$ manifold is eliminated, so that no contribution of the trajectory to the off-diagonal term between $|g\rangle$ and $\{|e\rangle, |f\rangle\}$ remains. Thus, only with a series of measurement outcomes $\mathbf{r} \simeq 0$ (null-outcome path) can the resulting geometric phase be observed while the other paths are naturally excluded from interference, which brings the present protocol in agreement with that of Ref. [14]. The

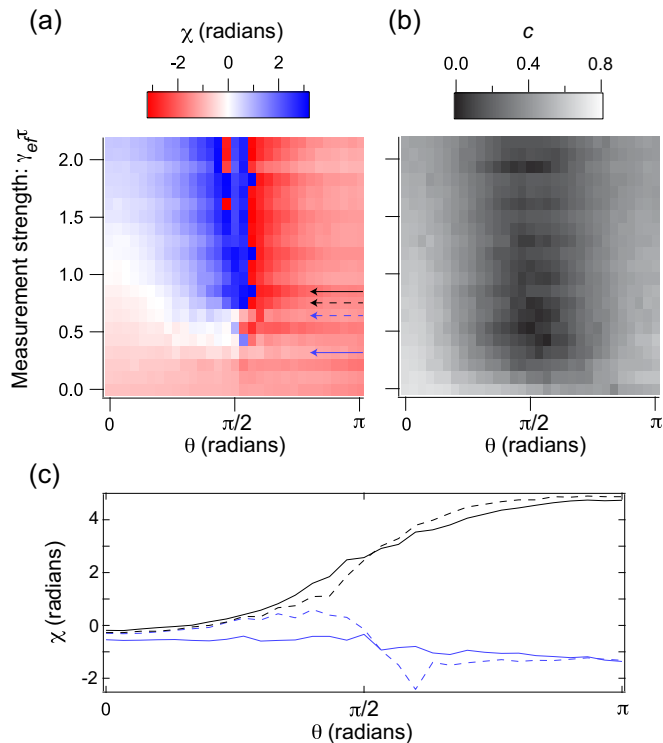


FIG. 4. (a) The geometric phase under varying measurement strength ($\gamma_{ef}\tau$) gained with sequential measurements along different latitudes of the Bloch sphere for polar angle $0 \rightarrow \pi$. The black (blue) arrows mark measurement strengths above (below) the transition. (b) The corresponding contrast of the interference vanishes at the transition. (c) The geometric phase along fixed measurement strengths before the transition (blue lines), where the set of trajectories does not wrap the Bloch sphere, and after the transition (black lines) where the set of trajectories wraps the Bloch sphere.

postselection probability in Ref. [14] is mapped onto the interference contrast c . As discussed in the Appendix, such selection occurs for any measurement strength, effectively giving the null-outcome path geometric phase without any postselection on specific sequences of measurement readouts.

In order to probe the topological transition we record the geometric phase χ and interference contrast c for different trajectory latitudes and measurement strengths. The results are displayed in Fig. 4 and show good agreement with the simulation results shown in Fig. 1(c) at measurement strengths above, below, and near the topological transition. In the limit of strong measurement, $\exp(-\gamma_{ef}\tau) \rightarrow 0$, the measurement back action is sufficient to allow the quantum state to follow the measurement axis leading to a monotonically increasing geometric phase with a polar angle [as sketched in Figs. 1(a) and 1(c)]. In the infinitely weak measurement limit, $\exp(-\gamma_{ef}\tau) \rightarrow 1$, there is no measurement back action; hence there is no observed dependence of the geometric phase on the polar angle. Between these two limits we encounter the topological transition, which appears as a 2π phase winding about a singularity point. In particular, we observe that, as a function of the measurement strength, the phase along $\theta = \pi/2$ exhibits an abrupt jump of size π [cf. Fig. 4(c)] right at the singularity point, in agreement with the theory predictions [cf.

Fig. 1(c)]. Exactly at this point the phase is ill-defined, which can only happen if the contrast vanishes, which we indeed observe [cf. Fig. 4(b)]. This jump corresponds to the critical measurement strength that drags the state halfway around the Bloch sphere [cf. the insets of Fig. 1(c)]. Near the transition, the state after the final projection involves averaging over trajectories that either encircled the Bloch sphere, acquiring a geometric phase of π , or those that did not, acquiring zero geometric phase. This leads to the observed vanishing contrast.

V. CONCLUSION

We have investigated measurement enabled quantum dynamics where the dynamics carry a topological character. Despite the stochastic nature of these weak measurement dynamics, the resulting geometric phases feature a robust and sharp transition which is immune to nonuniversal details of the platform. A salient feature of our protocol is that right at the transition point, coherent features of the measurement-induced phase are washed out, underscoring the role of fluctuations at the critical transition point. While our single qubit experiment has simple topology, our work advances the possibility that many body systems with non-trivial topology might also exhibit such robust topological transitions. Such investigations would reveal the interplay between the topological nature of many-body phases and the measurement-induced dynamics. This suggests the possibility to utilize such topological effects for protected quantum information processing.

ACKNOWLEDGMENTS

This research was supported by NSF Grant No. PHY-1752844 (CAREER) and used facilities at the Institute of Materials Science and Engineering at Washington University. Y.G. acknowledges support by the Helmholtz International Fellow Award, the Deutsche Forschungsgemeinschaft (DFG, German Research Foundation)–277101999–TRR 183 (Project No. C01) and EG 96/13-1, by the Israel Science Foundation (ISF), by NSF Grant No. DMR-2037654, and the U.S.–Israel Binational Science Foundation (BSF), Jerusalem, Israel. K.S. acknowledges funding by Deutsche Forschungsgemeinschaft (DFG, German Research Foundation)–277101999–TRR 183 (Project No. C01) and GO 1405/6-1.

APPENDIX

1. Stabilizing higher Transmon states against charge noise

Although a superconducting Transmon circuit is designed to reduce the charge noise sensitivity of the $|e\rangle$ state exponentially in the ratio between $E_J/h = 13.015$ GHz and $E_C/h = 285$ MHz [20], the third energy level $|f\rangle$ may still be affected by charge noise. We observe both increased dephasing associated with the $|f\rangle$ state [Fig. 2(c)] and abrupt transitions in the $|f\rangle$ energy and associated fluctuations. We stabilize the experiment against these fluctuations by tracking the Ramsey pattern in the $\{|e\rangle, |f\rangle\}$ manifold and sorting the acquired data in a postprocessing step.

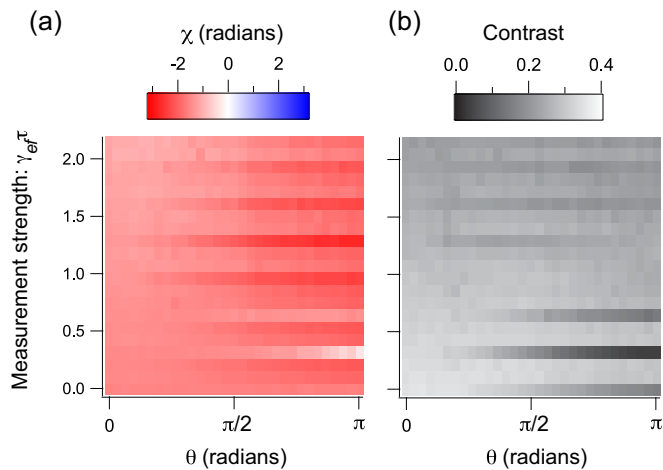


FIG. 5. Cancellation of relative dynamical phases. The observed interference phase (a) and contrast (b) for a reference experiment with fixed $\phi = 0$, showing that the dynamical phase is smooth and effectively canceled through appropriate rotating frames.

2. Calibrating dynamical phase accumulation

The quantum evolution in our experiment that takes place over $\sim \mu\text{s}$ of evolution is associated with the accumulation of large dynamical phases (on the order of 10^4 radians). This dynamical phase is measured in a rotating frame associated with microwave generator used to perform Transmon rotations. This results in an effective cancellation of the dynamical phase. To confirm this cancellation, we perform a reference experiment at each data point using rotation sequences with fixed $\phi = 0$ instead of the sequential $\phi = [0, -2\pi]$. The reference experiment makes use of the same number and strength of sequential measurements at one point on the latitude instead of winding around the z axis. Figure 5 shows that this relative dynamical phase is smooth and a fraction of one radian, confirming that the dynamical phase does not appreciably contribute to our observed topological transition. The premise is that, while no geometric phase is accumulated, the dynamic phase gained is the same as in the actual experimental protocol. The phase singularity lying at $\theta = \pi/2$ (cf. Fig. 4) further confirms that the dynamic phases do not affect the measurement-induced dynamics in our protocol, cf. Refs. [30,31]. The observed stripe features in the reference phase and contrast are likely due to residual dynamical phase associated with the anharmonicity of the Transmon.

3. Selective averaging theory

The Kraus operator of the selective measurement as a function of the output signal's position on the IQ plane \mathbf{r} is given by

$$M_z^{(r)} = \left(\begin{array}{cc|c} \tilde{\Psi}(\mathbf{r}) & 0 & 0 \\ 0 & \Psi(\mathbf{r}) & 0 \\ 0 & 0 & \Psi(\mathbf{r}) \end{array} \right), \quad (3)$$

written in the $\{|f\rangle, |e\rangle, |g\rangle\}$ basis, assuming unit quantum efficiency. Where $\tilde{\Psi}(\mathbf{r}) = \sqrt{\frac{1}{2\pi}} \frac{1}{2\sigma} e^{-(\mathbf{r}-\mathbf{r}_0)^2/2\sigma^2}$ and $\Psi(\mathbf{r}) = \sqrt{\frac{1}{2\pi}} \frac{1}{2\sigma} e^{-r^2/2\sigma^2}$ with as defined in the main text. Starting

from an initial qutrit state $|\phi_i\rangle = a_i^{(e)}|e\rangle + a_i^{(g)}|g\rangle$, an initial rotation R_0^\dagger produces a target initial state at a chosen latitude in the $\{|e\rangle, |f\rangle\}$ manifold while maintaining the $|g\rangle$ state as a phase reference. Subsequently a sequence of measurements is performed at axes $R_k^\dagger|e\rangle$ with the last measurement P_{ge} being projective onto the $\{|g\rangle, |e\rangle\}$ manifold, leaving us with the final system state

$$|\phi_f\rangle = P_{ge} R_0 \prod_k (R_k^\dagger M_z^{(r_k)} R_k) R_0^\dagger |\phi_i\rangle \quad (4)$$

for a certain series of measurement outcomes $\{\mathbf{r}_1, \mathbf{r}_2, \dots, \mathbf{r}_k, \dots\}$.

Eventually, the geometric phase χ and its contrast c are extracted from the ensemble through the interference between state $|g\rangle$ and state $|e\rangle$, with operator $A = \Sigma_x - i\Sigma_y = 2|g\rangle\langle e|$, where

$$\Sigma_x = \left(\begin{array}{cc|c} 0 & 0 & 0 \\ 0 & 0 & 1 \\ 0 & 1 & 0 \end{array} \right), \quad \Sigma_y = \left(\begin{array}{cc|c} 0 & 0 & 0 \\ 0 & 0 & -i \\ 0 & i & 0 \end{array} \right), \quad (5)$$

and

$$ce^{i\chi} = \int_\Omega \langle \phi_f | A | \phi_f \rangle. \quad (6)$$

Here Ω represents all the combinations for values of $\{\mathbf{r}_k\}$. Since the operator A already projects $|\phi_f\rangle$ onto the $\{|g\rangle, |e\rangle\}$ manifold, we note that the final projective measurement P_{ge} can be skipped in actual experiment.

Given the initial state $|\phi_i\rangle = a_i^{(e)}|e\rangle + a_i^{(g)}|g\rangle$, after a sequence of measurements with outcomes $\{\mathbf{r}_k\}$, the system is still in pure state $|\phi_f\rangle = a_f^{(e)}(\{\mathbf{r}_k\})|e\rangle + a_f^{(g)}(\{\mathbf{r}_k\})|g\rangle$. Since all the rotation operators R_k are in the $\{|e\rangle, |f\rangle\}$ manifold, the coefficient of the reference state $|g\rangle$ becomes

$$a_f^{(g)}(\{\mathbf{r}_k\}) = \prod_k \Psi(\mathbf{r}_k) a_i^{(g)}. \quad (7)$$

Using Eqs. (4) and (6), the extracted geometric phase becomes

$$\begin{aligned} ce^{i\chi} &= 2 \int_\Omega \langle \phi_f | g \rangle \langle e | \phi_f \rangle = 2 \int_\Omega a_f^{(g)*}(\{\mathbf{r}_k\}) \langle e | \phi_f \rangle \\ &= 2 \langle e | \int_\Omega \prod_k \Psi^*(\mathbf{r}_k) a_i^{(g)*} |\phi_f\rangle \\ &= 2 a_i^{(g)*} \langle e | \int_\Omega \prod_k \Psi^*(\mathbf{r}_k) P_{ge} R_0 \prod_k (R_k^\dagger M_z^{(r_k)} R_k) R_0^\dagger |\phi_i\rangle \\ &= 2 a_i^{(g)*} \langle e | \int_\Omega R_0 \prod_k (R_k^\dagger \Psi^*(\mathbf{r}_k) M_z^{(r_k)} R_k) R_0^\dagger |\phi_i\rangle. \end{aligned} \quad (8)$$

Here we note that the whole ensemble is a weighted average over various measurement outcome sequences $\{\mathbf{r}_k\}$. For weak measurements, a null outcome corresponds to a certain probability distribution of measurement readouts \mathbf{r}_k . The weighting with $\Psi(\mathbf{r}_k)$ enforces the correct distribution among the states that contribute to the interference.

Finally we have

$$ce^{i\chi} = 2 a_i^{(g)*} \langle e | R_0 \prod_k (R_k^\dagger \tilde{M}_z R_k) R_0^\dagger |\phi_i\rangle, \quad (9)$$

with the integrated effective Kraus operator

$$\begin{aligned} \tilde{M}_z &= \int_{\Omega} \Psi^*(\mathbf{r}) \left(\begin{array}{cc|c} \tilde{\Psi}(\mathbf{r}) & 0 & 0 \\ 0 & \Psi(\mathbf{r}) & 0 \\ \hline 0 & 0 & \Psi(\mathbf{r}) \end{array} \right) \\ &= \left(\begin{array}{cc|c} \int_{\Omega} \Psi^*(\mathbf{r}) \tilde{\Psi}(\mathbf{r}) & 0 & 0 \\ 0 & \int_{\Omega} \Psi^*(\mathbf{r}) \Psi(\mathbf{r}) & 0 \\ \hline 0 & 0 & \int_{\Omega} \Psi^*(\mathbf{r}) \Psi(\mathbf{r}) \end{array} \right) \\ &= \left(\begin{array}{cc|c} \int_{\Omega} \Psi^*(\mathbf{r}) \tilde{\Psi}(\mathbf{r}) & 0 & 0 \\ 0 & 1 & 0 \\ \hline 0 & 0 & 1 \end{array} \right) = \tilde{M}_z^{\{|e\rangle, |f\rangle\}} \oplus \hat{I}^{\{|g\rangle}}, \end{aligned} \quad (10)$$

where $\tilde{M}_z^{\{|e\rangle, |f\rangle\}}$ is the null outcome path partial measurement operator on the $\{|e\rangle, |f\rangle\}$ manifold (just as the one considered in Refs. [14,30,31]), and $\hat{I}^{\{|g\rangle\}}$ is the identity operator on state $|g\rangle$.

Hence even though the measurement readouts in our setup are continuously distributed, the effective back action of the measurements corresponds to null outcome partial measurements in the $\{|e\rangle, |f\rangle\}$ manifold. Thence no explicit postselection of measurement readouts is required.

4. Experimental setup

The experiment comprises a superconducting Transmon circuit embedded in a three-dimensional aluminum microwave cavity. The Transmon energies $E_J/h = 13.015$ GHz and $E_C/h = 285$ MHz produce transition frequencies $\omega_{ge}/2\pi = 5.12487$ GHz and $\omega_{ef}/2\pi = 4.80788$ GHz. The cavity linewidth $\kappa/2\pi = 0.841$ MHz. The dispersive interaction between the Transmon and the cavity shifts the cavity frequency from its bare resonance frequency $\omega_{\text{bare}}/2\pi = 5.6724$ GHz to a state-dependent frequency, $\omega_g/2\pi = 5.6861$ GHz, $\omega_e/2\pi = 5.6743$ GHz, and $\omega_f/2\pi = 5.6715$ GHz. Three microwave generators are employed to control and measure the system; one generator addresses the Transmon transitions through single sideband modulation, another contributes the measurement at frequency ω_f , and a final generator operates at ω_{bare} to produce a state readout through the Jaynes-Cummings nonlinearity technique [28]. The qubit/cavity is embedded in copper and magnetic shielding and cooled to a base temperature of 10 mK in a dilution refrigerator. The input line is subject to 70 dB of attenuation and lossy low-pass microwave filtering. The output stage is filtered and passes through three cryogenic circulators before amplification with a HEMT amplifier.

-
- [1] Y. Aharonov and J. Anandan, Phase Change During a Cyclic Quantum Evolution, *Phys. Rev. Lett.* **58**, 1593 (1987).
- [2] E. Cohen, H. Larocque, F. Bouchard, F. Nejdassattari, Y. Gefen, and E. Karimi, Geometric phase from Aharonov–Bohm to Pancharatnam–Berry and beyond, *Nat. Rev. Phys.* **1**, 437 (2019).
- [3] M. V. Berry, Quantal phase factors accompanying adiabatic changes, *Proc. R. Soc. London* **392**, 45 (1984).
- [4] S. Pancharatnam, Generalized theory of interference, and its applications, *Proc. Indian Acad. Sci.* **44**, 247 (1956).
- [5] M. V. Berry and S. Klein, Geometric phases from stacks of crystal plates, *J. Mod. Opt.* **43**, 165 (1996).
- [6] N. Katz, M. Ansmann, R. C. Bialczak, Erik Lucero, R. McDermott, Matthew Neeley, Matthias Steffen, E. M. Weig, A. N. Cleland, John M. Martinis, and A. N. Korotkov, Coherent State Evolution in a Superconducting Qubit from Partial-Collapse Measurement, *Science* **312**, 1498 (2006).
- [7] C. Guerlin, J. Bernu, S. Deleglise, C. Sayrin, S. Gleyzes, S. Kuhr, M. Brune, J. Raimond, and S. Haroche, Progressive field-state collapse and quantum non-demolition photon counting, *Nature (London)* **448**, 889 (2007).
- [8] A. N. Korotkov, Quantum Bayesian approach to circuit QED measurement, [arXiv:1111.4016](https://arxiv.org/abs/1111.4016), (2011).
- [9] K. Jacobs, *Quantum Measurement Theory and its Applications* (Cambridge University Press, 2014).
- [10] M. Hatridge, S. Shankar, M. Mirrahimi, F. Schackert, K. Geerlings, T. Brecht, K. M. Sliwa, B. Abdo, L. Frunzio, S. M. Girvin, R. J. Schoelkopf, and M. H. Devoret, Quantum Back-Action of an Individual Variable-Strength Measurement, *Science* **339**, 178 (2013).
- [11] K. W. Murch, S. J. Weber, C. Macklin, and I. Siddiqi, Observing single quantum trajectories of a superconducting qubit, *Nature* **502**, 211 (2013).
- [12] P. Facchi, A. G. Klein, S. Pascazio, and L. S. Schulman, Berry phase from a quantum Zeno effect, *Phys. Lett. A* **257**, 232 (1999).
- [13] Y.-W. Cho, Y. Kim, Y.-H. Choi, Y.-S. Kim, S.-W. Han, S.-Y. Lee, S. Moon, and Y.-H. Kim, Emergence of the geometric phase from quantum measurement back-action, *Nat. Phys.* **15**, 665 (2019).
- [14] V. Gebhart, K. Snizhko, T. Wellens, A. Buchleitner, A. Romito, and Y. Gefen, Topological transition in measurement-induced geometric phases, *Proc. Natl. Acad. Sci. USA* **117**, 5706 (2020).
- [15] P. Roushan, C. Neill, Yu Chen, M. Kolodrubetz, C. Quintana, N. Leung, M. Fang, R. Barends, B. Campbell, Z. Chen, B. Chiaro, A. Dunsworth, E. Jeffrey, J. Kelly, A. Megrant, J. Mutus, P. J. J. O’Malley, D. Sank, A. Vainsencher, J. Wenner, T. White, A. Polkovnikov, A. N. Cleland, and J. M. Martinis, Observation of topological transitions in interacting quantum circuits, *Nature (London)* **515**, 241 (2014).
- [16] M. D. Schroer, M. H. Kolodrubetz, W. F. Kindel, M. Sandberg, J. Gao, M. R. Vissers, D. P. Pappas, Anatoli Polkovnikov, and K. W. Lehnert, Measuring a Topological Transition in an Artificial Spin-1/2 System, *Phys. Rev. Lett.* **113**, 050402 (2014).
- [17] P. J. Leek, J. M. Fink, A. Blais, R. Bianchetti, M. Göppl, J. M. Gambetta, D. I. Schuster, L. Frunzio, R. J. Schoelkopf, and A. Wallraff, Observation of Berry’s Phase in a Solid-State Qubit, *Science*, **318**, 1889 (2007).
- [18] A. A. Abdumalikov Jr, J. M. Fink, K. Juliusson, M. Pechal, S. Berger, A. Wallraff, and S. Filipp, Experimental realization of non-Abelian non-adiabatic geometric gates, *Nature (London)* **496**, 482 (2013).
- [19] C. G. Yale, F. J. Heremans, B. B. Zhou, A. Auer, G. Burkard, and D. D. Awschalom, Optical manipulation of the Berry phase in a solid-state spin qubit, *Nat. Photonics* **10**, 184 (2016).

- [20] J. Koch, T. M. Yu, J. Gambetta, A. A. Houck, D. I. Schuster, J. Majer, A. Blais, M. H. Devoret, S. M. Girvin, and R. J. Schoelkopf, Charge-insensitive qubit design derived from the Cooper pair box, *Phys. Rev. A* **76**, 042319 (2007).
- [21] H. Paik, D. I. Schuster, L. S. Bishop, G. Kirchmair, G. Catelani, A. P. Sears, B. R. Johnson, M. J. Reagor, L. Frunzio, L. I. Glazman, S. M. Girvin, M. H. Devoret, and R. J. Schoelkopf, Observation of High Coherence in Josephson Junction Qubits Measured in a Three-Dimensional Circuit QED Architecture, *Phys. Rev. Lett.* **107**, 240501 (2011).
- [22] A. Blais, R.-S. Huang, A. Wallraff, S. M. Girvin, and R. J. Schoelkopf, Cavity quantum electrodynamics for superconducting electrical circuits: An architecture for quantum computation, *Phys. Rev. A* **69**, 062320 (2004).
- [23] A. Wallraff, D. I. Schuster, A. Blais, L. Frunzio, R.-S. Huang, J. Majer, S. Kumar, S. M. Girvin, and R. J. Schoelkopf, Strong coupling of a single photon to a superconducting qubit using circuit quantum electrodynamics, *Nature* **431**, 162 (2004).
- [24] C. C. Bultink, B. Tarasinski, N. Haandbæk, S. Poletto, N. Haider, D. J. Michalak, A. Bruno, and L. DiCarlo, General method for extracting the quantum efficiency of dispersive qubit readout in circuit QED, *Appl. Phys. Lett.* **112**, 092601 (2018).
- [25] P. Campagne-Ibarcq, E. Flurin, N. Roch, D. Darson, P. Morfin, M. Mirrahimi, M. H. Devoret, F. Mallet, and B. Huard, Persistent Control of a Superconducting Qubit by Stroboscopic Measurement Feedback, *Phys. Rev. X* **3**, 021008 (2013).
- [26] E. Sjöqvist, A. K. Pati, A. Ekert, J. S. Anandan, M. Ericsson, D. K. L. Oi, and V. Vedral, Geometric Phases for Mixed States in Interferometry, *Phys. Rev. Lett.* **85**, 2845 (2000).
- [27] D. Chruściński and A. Jamiołkowski, *Geometric Phases in Classical and Quantum Mechanics* (Birkhäuser Boston, 2004).
- [28] M. D. Reed, L. DiCarlo, B. R. Johnson, L. Sun, D. I. Schuster, L. Frunzio, and R. J. Schoelkopf, High-Fidelity Readout in Circuit Quantum Electrodynamics Using the Jaynes-Cummings Nonlinearity, *Phys. Rev. Lett.* **105**, 173601 (2010).
- [29] The resulting phase χ is clearly gauge invariant as it can be observed from a physical interference process. The theoretical discussions regarding the gauge-invariance of measurement-induced geometric phase can be found in Refs. [14,31]. Further, since the state $|g\rangle$ is only a spectator in the above protocol, the phase χ is the phase accumulated by $|e\rangle$.
- [30] K. Snizhko, P. Kumar, N. Rao, and Y. Gefen, Weak-Measurement-Induced Asymmetric Dephasing: Manifestation of Intrinsic Measurement Chirality, *Phys. Rev. Lett.* **127**, 170401 (2021).
- [31] K. Snizhko, N. Rao, P. Kumar, and Y. Gefen, Weak-measurement-induced phases and dephasing: Broken symmetry of the geometric phase, *Phys. Rev. Research* **3**, 043045 (2021).