



HAL
open science

Implementation feedback of the IVOA Provenance data model

Mireille Louys, François Bonnarel, Daniel Durand, Anaïs Egner

► **To cite this version:**

Mireille Louys, François Bonnarel, Daniel Durand, Anaïs Egner. Implementation feedback of the IVOA Provenance data model. 29th annual conference on Astronomical Data Analysis Software and Systems, Groningen, Netherlands, 6-10 october 2019, Oct 2019, Groningen, Netherlands. pp.81-84. hal-04012576

HAL Id: hal-04012576

<https://hal.science/hal-04012576>

Submitted on 2 Mar 2023

HAL is a multi-disciplinary open access archive for the deposit and dissemination of scientific research documents, whether they are published or not. The documents may come from teaching and research institutions in France or abroad, or from public or private research centers.

L'archive ouverte pluridisciplinaire **HAL**, est destinée au dépôt et à la diffusion de documents scientifiques de niveau recherche, publiés ou non, émanant des établissements d'enseignement et de recherche français ou étrangers, des laboratoires publics ou privés.

Implementation Feedback of the IVOA Provenance Data Model

Mireille Louys,^{1,2} François Bonnarel,² Daniel Durand,³ and Anais Egner⁴

¹*Université de Strasbourg, CNRS, ICube, UMR 7357, Strasbourg, France*
mireille.louys@unistra.fr

²*Université de Strasbourg, Observatoire Astronomique de Strasbourg, CNRS*
UMR 7550, Strasbourg, France

³*National Research Council Canada, Canadian Astronomy Data Centre,*
Victoria BC, Canada

⁴*Université de Strasbourg, IUT Informatique, Illkirch, France*

Abstract. The IVOA Provenance Data model defines entities, agents and activities as container classes to describe the provenance of datasets, with the executed tasks and responsibilities attached to agents. It also provides a set of classes to describe the activities type and their configuration template, as well as the configuration applied effectively during the execution of a task. Here we highlight lessons learned in the implementation of the CDS ProvHiPS service distributing provenance metadata for the HST HiPS data collections, and for the HST archive original images used to produce the HiPS tiles. ProvHiPS is based on the ProvTAP protocol, the emerging TAP standard for distributing provenance metadata. ProvTAP queries may rapidly become very complex. Various graph representation strategies, including ad hoc solutions, triplestore and SQL CTE have been considered and are discussed shortly.

1. Introduction: IVOA provenance data model and provenance of CDS HiPS

Datasets used in astronomy are generally the results of a flow of observation and processing steps. Information on this process is generally called "provenance" of the dataset and is stored in various formats and logical organizations. This makes in general the provenance information difficult to compare and use interoperably among different data collections. That's the main reason why IVOA developed an astronomy-oriented provenance data model during the last years. This formalization not only allows traceability of products but also acknowledgment and contact information, quality and reliability assessment and discovery of datasets by provenance details. At the time of writing the Provenance data model specification is an IVOA proposed recommendation (Servillat et al. 2019). HiPS (Fernique et al. 2015) defines a new way of organizing image, cube and catalogue data in an all sky and hierarchical way based on HEALPix tessellation of the sky. HiPS datasets are generated from image data collections or catalogues which have their own history. The ProvHiPS service developed at CDS aims at providing provenance information for HiPS stored at CDS back to original raw data when available.

2. HiPS datasets for HST image collections

HiPS are made of hierarchies of tiles containing pixelized information at a given HEAL-Pix order. In the case of image HiPS datasets each tile is generated from a small subset of the original image collection intersecting with the tile. The HiPS format stores internally the progenitor information for each tile in the HiPS tree. The CDS data center publishes HiPS at various wavelengths for the HST image collections. They have been produced from HST drizzled images in collaboration with CADC astronomer Daniel Durand. HST data collections are stored and retrievable from the CADC HST archive through IVOA DAL services. The drizzled images have their own history: they are produced from sets of calibrated images closely related on the sky by a specific type of co-addition called "drizzling".

A rich tree of related data is then potentially available. We have browsed HiPS tiles metadata and FITS headers of the HST images to extract features relevant in terms of the IVOA Provenance data model to trace historical information and map it into the ProvTAP tables. This resulted in a database containing ten of thousands of entities and activities. Dozen of descriptions of the various kinds of entities have also been produced as well as ten of thousands of configuration parameters for the drizzling and HiPS generation activities.

3. ProvHiPS implementation

In order to make such information available we implemented a ProvTAP¹ service called ProvHiPS. ProvTAP specification is currently an IVOA working draft describing how to map the provenance data model in a TAP service. The heart of it is the Prov-TAP TAP SCHEMA definition providing the list of tables and columns required for storing the provenance metadata information and mapping respectively the classes and attributes of the model. Tables and columns come with datatype, unit, ucd, and utypes consistent with the model. By default a ProvTAP service is queryable via the ADQL language defined in IVOA and provides results in VOTable format.

The CDS ProvHiPS service implements a database containing the provenance information sketched out in the workflow scenario presented in Fig 1.

Fig. 2 shows a 13-joins query tracing the provenance of a single HiPS V HST tile around the target NGC104. The query response is presented in Fig. 3 as displayed with the TAPHandle application (Michel et al. 2014). Some drizzled and calibrated images are visualized in Aladin via SAMP messaging as well.

Fig. 4 shows the activity description associated with one of the previous calibration activity. This Activity description provides interoperable typing of the calibration activities as well as a link to the software documentation.

More sophisticated user scenarios may include retrieving "siblings" of a given dataset entity using various depths or selecting datasets sharing the same creator agent or generated with similar parameters. The number of joins needed to traverse the provenance graph may increase tremendously. That's the reason why we experimented various ways of representing and querying graphs on top of relational databases. Former tests with a triplestore architecture has shown promising results (Louys et al. 2019). As

¹<https://wiki.ivoa.net/internal/IVOA/ObservationProvenanceDataModel/ProvTAP.pdf>

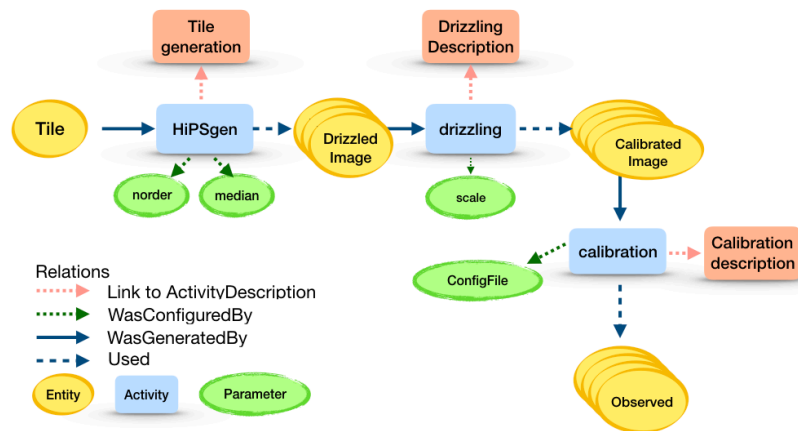


Figure 1. The historical path from raw HST images to their projected tiles in the HiPS HST representation.

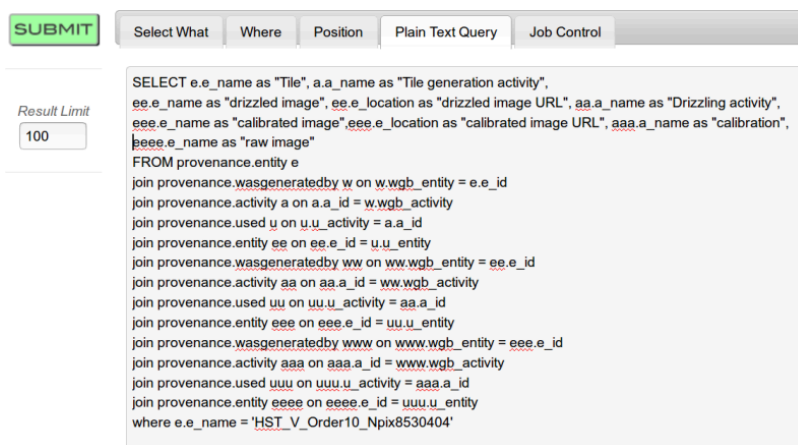


Figure 2. Deep query from tile back to original raw image.

published in (Oberto et al. 2020) and proposed by M.Nullmeier², graphical or Common Table Expressions (CTE) techniques to navigate through graph connections on top of the RDBMS are new solutions to consider. We plan to add such layers on top of our service to improve user-friendliness.

4. Conclusion

Despite the "complex query" issue, the ProvTAP implementation of ProvHiPS demonstrates it is feasible to map information stored in FITS headers of homogeneous image collections or HiPS metadata into the IVOA PROV DM profile. The scalability of the

²https://www.asterics2020.eu/dokuwiki/lib/exe/fetch.php?media=open:wp4:nullmeier_tf5_prov_custom_adql.pdf




Figure 3. Query response as shown in the TapHandle application. Access links to images at each step allow to understand the sequence of activities and how they transform data.

Activity	ActivityDescription
a_name=j8uq70qncflt.fits_Calibration a_comment="obtained with HST ACS at target NGC104 with filters POL120UV and F330W using configuration profile j8uq70qncflt.fits.prof" a_startTime=2018-06-02T00:00:00 a_endTime=2018-06-02T00:00:00	ad_name =HST_CALACS_Activity ad_type=Calibration ad_subtype=Photometric Calibration ad_description=HST ACS calibration activity ad_doculink= www.stsci.edu/hst/instrumentation/acs/calibration

Figure 4. Metadata for an instance Activity for image calibration and its corresponding ActivityDescription instance.

database allows coping with very large data collections. Retrieval of multiple steps pipelines is easy as long as the appropriate ADQL queries are provided.

Acknowledgments. We thank the CDS internship program for supporting A. Egner. This work has been partly supported by the ESCAPE project (the European Science Cluster of Astronomy and Particle Physics ESFRI Research Infrastructures) funded by the EU Horizon 2020 research and innovation program under the Grant Agreement n.824064, and also the ASTERICS project under Grant Agreement n.653477.

References

- Fernique, P., Allen, M. G., et al. 2015, *Astron. and Astrophys.*, 578, A114
- Louys, M., Pineau, F., Bonnarel, F., & Holzmann, L. 2019, in *Astronomical Data Analysis Software and Systems XXVIII*, edited by P. Teuben, et al., vol. 523 of *Astronomical Society of the Pacific Conference Series*, 329
- Michel, L., Louys, M., & Bonnarel, F. 2014, in *Astronomical Data Analysis Software and Systems XXIII*, edited by N. Manset, & P. Forshay, vol. 485 of *Astronomical Society of the Pacific Conference Series*, 15
- Oberto, A., Michel, M., Mantelet, G., & Liao, H. 2020, in *ADASS XXIX*, edited by R. Pizzo, E. Deul, J. Mol, J. de Plaa, & H. Verkouter (San Francisco: ASP), vol. 527 of *ASP Conf. Ser.*, 105
- Servillat, M., et al. 2019, IVOA Provenance Data model, Proposed Recommendation. URL <http://ivoa.net/documents/ProvenanceDM/>