



HAL
open science

Generator Matrices by Solving Integer Linear Programs

Lois Paulin, David Coeurjolly, Nicolas Bonneel, Jean-Claude Iehl, Victor Ostromoukhov, Alexander Keller

► **To cite this version:**

Lois Paulin, David Coeurjolly, Nicolas Bonneel, Jean-Claude Iehl, Victor Ostromoukhov, et al.. Generator Matrices by Solving Integer Linear Programs. 2023. hal-04009160v2

HAL Id: hal-04009160

<https://hal.science/hal-04009160v2>

Preprint submitted on 27 Oct 2023

HAL is a multi-disciplinary open access archive for the deposit and dissemination of scientific research documents, whether they are published or not. The documents may come from teaching and research institutions in France or abroad, or from public or private research centers.

L'archive ouverte pluridisciplinaire **HAL**, est destinée au dépôt et à la diffusion de documents scientifiques de niveau recherche, publiés ou non, émanant des établissements d'enseignement et de recherche français ou étrangers, des laboratoires publics ou privés.

Generator Matrices by Solving Integer Linear Programs

Loïs Paulin, David Coeurjolly, Nicolas Bonneel, Jean-Claude Iehl, Victor Ostromoukhov, and Alexander Keller

Abstract In quasi-Monte Carlo methods, generating high-dimensional low discrepancy sequences by generator matrices is a popular and efficient approach. Historically, constructing or finding such generator matrices has been a hard problem. In particular, it is challenging to take advantage of the intrinsic structure of a given numerical problem to design samplers of low discrepancy in certain subsets of dimensions. To address this issue, we devise a greedy algorithm allowing us to translate desired net properties into linear constraints on the generator matrix entries. Solving the resulting integer linear program yields generator matrices that satisfy the desired net properties. We demonstrate that our method finds generator matrices in challenging settings, offering low discrepancy sequences beyond the limitations of classic constructions.

Key words: Quasi-Monte Carlo methods · Low discrepancy sequences · Digital (t, m, s) -nets and (t, s) -sequences · Generator matrices · Optimization · Integer linear programs

1 Introduction

Monte Carlo and quasi-Monte Carlo integration are an important part of many numerical algorithms, for example, in computational finance and image synthesis. Problems in these domains often have an intrinsic structure that allows one to benefit

Loïs Paulin e-mail: lois.paulin@liris.cnrs.fr · David Coeurjolly e-mail: david.coeurjolly@cnrs.fr · Nicolas Bonneel e-mail: nicolas.bonneel@liris.cnrs.fr · Jean-Claude Iehl e-mail: jean-claude.iehl@liris.cnrs.fr · Victor Ostromoukhov e-mail: victor.ostromoukhov@liris.cnrs.fr

Université de Lyon, UCBL, CNRS, INSA Lyon, LIRIS

Alexander Keller e-mail: akeller@nvidia.com
NVIDIA, Fasanenstr. 81, 10623 Berlin, Germany

from a particular uniformity profile imposed on selected subsets of dimensions. This uniformity may be specified by (t, m, s) -net properties, i.e. low discrepancy properties. A popular way to compute low discrepancy sequences is via generator matrices. Finding generator matrices that match a specific uniformity profile has been a challenging problem. Low discrepancy sequences, such as Sobol', Halton, and others, use specific matrix constructions to achieve provably strong properties. However, these constructions represent only a tiny fraction of all possible generator matrices and hence may not be able to ideally match a desired uniformity profile. As an example, Joe and Kuo's work [3] on optimizing the uniformity of all pairs of dimensions demonstrates that the resulting generator matrices do not reach a satisfactory 2D uniformity. Methods for optimizing general matrices have been devised [1]. They often rely on the random generation and selection of generator matrices. This approach fails when the desired uniformity profiles are too restrictive. Furthermore, some sets of uniformity profiles are provably infeasible in small prime bases such as $b = 2$.

We propose a linear algebra-based understanding of the fundamental theorems of digital nets and their generator matrices. We use this understanding to convert projective uniformity properties into polynomial and linear constraints on generator matrix entries. Numerically solving for these constraints allows us to construct generator matrices with net structures that have not been achieved before. Our method works in higher prime bases, too, offering one more degree of freedom to satisfy a specific set of projective net properties.

2 Quasi-Monte Carlo Methods

Quasi-Monte Carlo [7] integration estimates the value of the integral of f by

$$\int_{[0,1]^s} f(\mathbf{u}) d\mathbf{u} \approx \frac{1}{N} \sum_{i=0}^{N-1} f(\mathbf{x}_i).$$

Rather than using independent realizations of uniformly, identically distributed random variables, low discrepancy sequences are used to generate deterministic samples \mathbf{x}_i that are much more uniformly distributed over the s -dimensional unit cube $[0, 1]^s$ than uniform random samples can be.

The uniformity of a point set $P = \{\mathbf{x}_0, \dots, \mathbf{x}_{N-1}\}$ can be measured by the star-discrepancy [7, p. 14]

$$D_N^*(P) := \sup_B \left| \lambda_s(B) - \frac{1}{N} \sum_{i=0}^{N-1} c_B(\mathbf{x}_i) \right|,$$

where the supremum is taken over all sets B of the form $B = \prod_{i=1}^s [0, b_i]$, with $0 \leq b_i \leq 1$, λ_s is the Lebesgue measure of B , and c_B is the characteristic function of the set B that is one for $\mathbf{x}_i \in B$ and zero otherwise. The star-discrepancy can be

interpreted as the worst-case integration error of the class of characteristic functions c_B . The more uniformly the points are distributed, the smaller the star-discrepancy is. Informally, a point set is called low discrepancy if its star-discrepancy is small. For low-discrepancy sequences of points, the star-discrepancy vanishes in $O\left(\frac{\log^s N}{N}\right)$, while random points can only achieve a discrepancy of order $O\left(\sqrt{\frac{\log \log N}{N}}\right)$.

For functions of bounded variation V in the sense of Hardy and Krause, the Koksma-Hlawka inequality

$$\left| \frac{1}{N} \sum_{i=0}^{N-1} f(\mathbf{x}_i) - \int_{[0,1]^s} f(\mathbf{u}) d\mathbf{u} \right| \leq V(f) \cdot D_N^*(P),$$

bounds the integration error by the product of variation and star-discrepancy. Even though in practice many functions may not be of bounded variation, numerical experiments suggest that increasing the uniformity of the points by decreasing the discrepancy may lower the integration error.

2.1 Digital (t, s) -Sequences and (t, m, s) -Nets

Deterministic digital (t, s) -sequences and (t, m, s) -nets [7] are low discrepancy point sequences and sets that can be efficiently generated. Given generator matrices C_1, \dots, C_s , the algorithm

$$x_i^{(j)} = \begin{pmatrix} b^{-1} \\ \vdots \\ b^{-m} \end{pmatrix}^T \cdot \underbrace{C_j \cdot \begin{pmatrix} i_1(i) \\ \vdots \\ i_m(i) \end{pmatrix}}_{\text{multiplication in } \mathbb{F}_b} \quad (1)$$

first multiplies each generator matrix C_j by the point index $i = \sum_{k=1}^{\infty} i_k(i) b^{k-1}$ represented as vector of m digits i_k in the integer base b . The result of the matrix multiplication in a finite field \mathbb{F}_b is then mapped to the unit interval $[0, 1)$ by a scalar product with the vector of inverse powers of the base b . While we work with prime bases, using a prime power requires mapping the digits to the finite field and mapping the resulting digits back into the integers [7, Sec. 4.3].

The stratification and hence uniformity properties of this digital construction are characterized by elementary intervals as given by

Definition 1 (see [7, p. 48]) An interval of the form

$$E := \prod_{j=1}^s [a_j b^{-d_j}, (a_j + 1) b^{-d_j}] \subseteq [0, 1)^s,$$

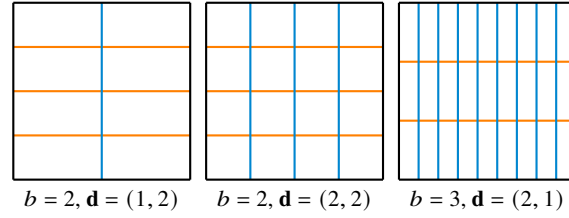


Fig. 1 Examples of elementary intervals in bases $b = 2$ and $b = 3$ in $s = 2$ dimensions. The vectors $\mathbf{d} = (d_1, d_2)$ determine the resolutions b^{-d_j} along the canonical axes, resulting in the depicted stratification.

for $0 \leq a_j < b^{d_j}$ and integers $d_j \geq 0$ is called an *elementary interval in base b* .

The elementary intervals (see Fig. 1) are used to characterize the stratification of point sets as specified in

Definition 2 (see [7, Def. 4.1]) For integers $0 \leq t \leq m$, a (t, m, s) -net in base b is a point set of b^m points in $[0, 1]^s$ such that there are exactly b^t points in each elementary interval E with volume b^{t-m} .

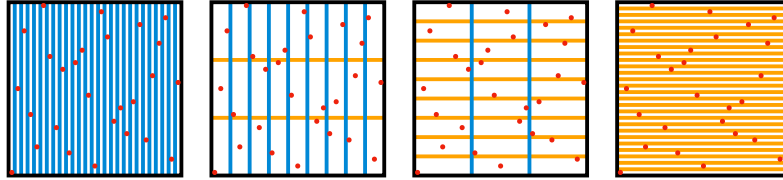


Fig. 2 Example of a $(0, 3, 2)$ -net in base $b = 3$. There are $b^m = 3^3 = 27$ points in $s = 2$ dimensions and each elementary interval (subdividing the x and y coordinates into $b^i = 3^i$, $i = 1..m$, intervals) contains exactly $b^t = 3^0 = 1$ point.

Fig. 2 illustrates the structure of the elementary intervals for the example of a $(0, 3, 2)$ -net in base $b = 3$. Note that $\sum_{j=1}^s d_j = m - t$ by the definitions of the elementary intervals and the (t, m, s) -nets. The structure of (t, m, s) -nets can be extended to sequences of points:

Definition 3 (see [7, Def. 4.2]) For an integer $t \geq 0$, a sequence $\mathbf{x}_0, \mathbf{x}_1, \dots$ of points in $[0, 1]^s$ is a (t, s) -sequence in base b if, for all integers $k \geq 0$ and $m > t$, the point set $\mathbf{x}_{kb^m}, \dots, \mathbf{x}_{(k+1)b^m-1}$ is a (t, m, s) -net in base b .

$$\begin{pmatrix} c_{1,1}^{(1)} & c_{1,2}^{(1)} & c_{1,3}^{(1)} \\ c_{2,1}^{(1)} & c_{2,2}^{(1)} & c_{2,3}^{(1)} \\ c_{3,1}^{(1)} & c_{3,2}^{(1)} & c_{3,3}^{(1)} \end{pmatrix} \cdot \begin{pmatrix} i_1 \\ i_2 \\ i_3 \end{pmatrix} = \begin{pmatrix} e_1^{(1)} \\ e_2^{(1)} \\ e_3^{(1)} \end{pmatrix}$$

011	111
010	110
001	101
000	100

$$\underbrace{\begin{pmatrix} c_{1,1}^{(1)} & c_{1,2}^{(1)} & c_{1,3}^{(1)} \\ c_{1,1}^{(2)} & c_{1,2}^{(2)} & c_{1,3}^{(2)} \\ c_{2,1}^{(2)} & c_{2,2}^{(2)} & c_{2,3}^{(2)} \end{pmatrix}}_{=M_{\mathbf{k}}} \cdot \begin{pmatrix} i_1 \\ i_2 \\ i_3 \end{pmatrix} = \begin{pmatrix} e_1^{(1)} \\ e_1^{(2)} \\ e_2^{(2)} \end{pmatrix}$$

Fig. 3 Illustration of the algebraic relationship of generator matrices and elementary intervals. Left: As highlighted, the first few rows of a generator matrix determine the most significant digits e_k . Middle: For the displayed set of elementary intervals, the digit $e_1^{(1)}$ determines the partition along the first dimension, while $e_1^{(2)}$ and $e_2^{(2)}$ select the partition along the second dimension. Right: If now $\det(M_{\mathbf{k}}) \neq 0$, the composite matrix $M_{\mathbf{k}}$ will be a bijection between the elementary intervals and the index (i_1, i_2, i_3) .

2.2 Relating Generator Matrices and Elementary Intervals

Fig. 3 illustrates the relationship between generator matrices and elementary intervals: multiplying a generator matrix C_j by an index vector (see Equation (1)), the k most significant digits of the result are determined by the first k rows of the generator matrix. Then, a matrix $M_{\mathbf{k}}$ composed of the first k_j rows of C_j , where $\mathbf{k} := (k_1, \dots, k_s) \in \mathbb{N}_0^s$ and $\sum_{j=1}^s k_j = m$, defines a mapping from the indices to elementary intervals of size $(\frac{1}{b^{k_1}}, \dots, \frac{1}{b^{k_s}})$ and consequently of volume $\frac{1}{b^m}$. If and only if $\det(M_{\mathbf{k}}) \neq 0$ in the Galois field \mathbb{F}_b , the mapping will be bijective. Hence the determinants of the matrices $M_{\mathbf{k}}$ can be used to verify the properties of $(0, m, s)$ -nets, where each elementary interval contains exactly one point.

For $t > 0$, we select $\mathbf{k} := (k_1, \dots, k_s)$ such that $\sum_{j=1}^s k_j = m - t$. This results in rectangular matrices $M_{\mathbf{k}}$ defining a mapping between indices and elementary intervals of volume $\frac{1}{b^{m-t}}$. We want each elementary interval to be the image of exactly b^t indices, i.e. contain exactly b^t points. This is equivalent to having $\dim(\ker M_{\mathbf{k}}) = t$ and $\dim(\text{im } M_{\mathbf{k}}) = m - t$, because the dimension of the index vector in Equation (1) is m . $M_{\mathbf{k}}$ having $m - t$ rows, this means $M_{\mathbf{k}}$ needs to have full rank in the Galois field \mathbb{F}_b . As such, the generator matrices C_1, \dots, C_s define a (t, m, s) -net if and only if $\forall \mathbf{k} = (k_1, \dots, k_s)$ with $\sum_{j=1}^s k_j = m - t$, $M_{\mathbf{k}}$ is of full rank. The same illustration as in Fig. 3 applies, except that now the t least significant digits of the index i are not considered.

With parameters $t \geq 0$ at hand, some techniques to relax constraints with $t = 0$ within the prior MatBuilder [8] become dispensable as demonstrated by the results in Sec. 4. A first example is generalized stratification, where for b^m points and

$$\forall (k_1, \dots, k_s) \in \left\{ \left\lfloor \frac{m}{s} \right\rfloor, \left\lceil \frac{m}{s} \right\rceil \right\}^s \text{ with } \sum_{j=1}^s k_j = m,$$

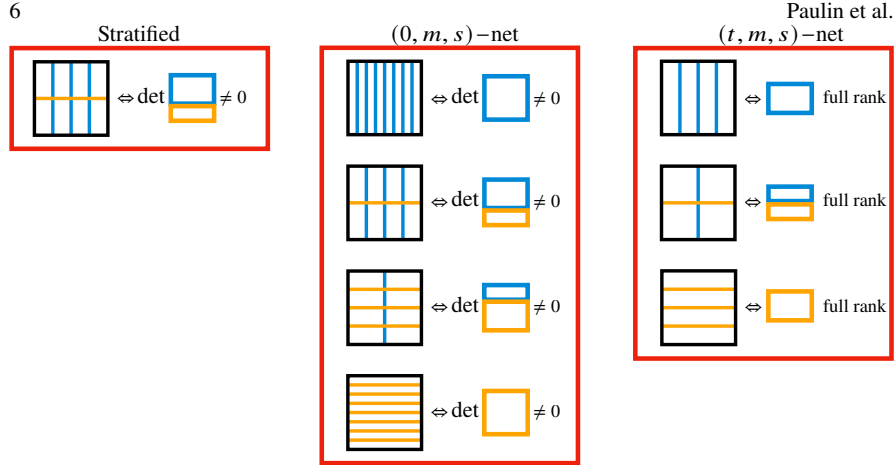


Fig. 4 Stratification properties (left) expressed by matrix determinants allow for checking $(0, m, s)$ -net properties (middle) and (t, m, s) -net properties for $t > 0$ (right). The red boxes group sets of constraints as explained in Sec. 2.2.

all cells of size $\prod_{j=1}^s b^{m-k_j}$ contain exactly 1 point. Note that unless s divides m , the number of intervals along each axis differs by at most a factor of b . A second expendable technique bounded the difference of any two numbers of selected rows k_j by a value $m' \in \{0, \dots, m\}$. Hence, $m' = 0$ realizes property A of the Sobol' sequence [9], where contiguous blocks of b^s samples are stratified, and $m' = 1$ amounts to generalized stratification as just characterized before.

Fig. 4 summarizes our set of stratification constraints that are specified by using matrices composited from generator matrices as described before. Regarding (t, s) -sequences, verifying the (t, m, s) -net properties for all $m \geq t$ is equivalent to checking whether all top-left square sub-matrices generate (t, m, s) -nets. This result is stated in a slightly different manner by

Theorem 1 (see [7, p. 73]) *Suppose that the integer $t \geq 0$ satisfies the following property: For any integers $m > t$ and $k_1, \dots, k_s \geq 0$ with $\sum_{j=1}^s k_j = m - t$ and any $e_i^{(j)} \in \mathbb{F}_b$, the system of $m - t$ linear equations*

$$\sum_{r=0}^{m-1} c_{i,r}^{(j)} z_r = e_i^{(j)} \text{ for } 1 \leq i \leq k_j, 1 \leq j \leq s$$

in the unknowns z_0, \dots, z_{m-1} over \mathbb{R} has exactly b^t solutions. Then the sequence \mathbf{x}_i generated by Equation (1) is a (t, s) -sequence in base b .

Especially (t, s) -sequences in base $b = 2$, as for example the construction by Sobol' [9] are popular, because they can be computed very efficiently using bit-parallel vector operations for the implementation of the Galois field \mathbb{F}_2 . The small basis, however, may be limiting, as we claim in

Theorem 2 *There are no more than b generator matrices in base b such that all pairs of matrices generate a $(0, 2)$ -sequence.*

A constraint graph G is a graph with a vertex for each dimension, and with an edge between two dimensions that can be found in the same sequence constraint. As $(0, 2)$ -sequences constraints between all pairs of dimension are included in (t, s) -sequence constraints, Theorem 2 states that G admitting not having any clique of size greater than b and thus admitting a b coloring is a necessary condition for the system of constraints to have solutions. To prove the theorem, we need the following

Lemma 1 *In base b there are no more than b vectors of dimension 2 with a non-zero first component such that all vectors are pair-wise linearly independent.*

Proof Without loss of generality, we can assume that the first component of our vectors is always 1 as any vector is linearly equivalent to one with the first component equal to 1. For all $k_1 \neq k_2$ the vectors $(1, k_0)$ and $(1, k_1)$ are linearly independent. There are b possible values for the second component. Thus there are no more than b vectors of dimension 2 with a non-zero first component such that all vectors are pair-wise linearly independent. \square

With the lemma at hand, we are ready to prove Theorem 2:

Proof Let C_1, \dots, C_s be s generator matrices in base b such that all pairs of matrices generate a $(0, 2)$ -sequence. Then all pairs of top-left cornered square submatrices of size m generate a $(0, m, 2)$ -net. For $m = 1$ this means for $1 \leq j \leq s$ all $c_{1,1}^{(j)} \neq 0$. For $m = 2$ this means that all the first rows of each matrix must be pair-wise linearly independent. By Lemma 1, there are no more than b linearly independent first rows. Thus there are no more than b matrices in base b such that all pairs of matrices generate a $(0, 2)$ -sequence. \square

3 Specifying Generator Matrices by Constraints

The profile language (see Fig. 5) as introduced in [8] allows one to specify generator matrices by constraints. A profile first selects the dimension s , prime base b , and matrix size m , followed by a list of constraints. Each constraint affects a selected subset of dimensions, which allows for forging application-specific uniformity properties. Then the constraints are transformed into an Integer Linear Program (see Fig. 6) whose solution specifies the s generator matrices of size $m \times m$.

We extend the syntax of the profile language to include (t, m, s) -net constraints with arbitrary $t \geq 0$ as an additional parameter to the `net` and `weak net` keywords. As an example, the profile `Overlapping-constraints` in Fig. 5 shows the constraints to design a progressive net in dimension 6 and base 3 up to 3^{10} points that is a $(0, 10, 2)$ -net for the first two pairs of dimensions, as close to a $(1, 10, 3)$ -net as possible for the dimensions $\{3, 4, 5\}$, and as close to a $(2, 10, 6)$ -net as possible.


```

#One-weak-constraint
s=6
m=10
b=3
weak 1 net 0 1 2 3 4 5

#Overlapping-constraints
s=6
m=10
b=3
net t0 0 1
net t0 1 2
weak 1 net t1 3 4 5
weak 1 net t2 0 1 2 3 4 5

#Generic-proj-LDS
s=6
m=10
b=3
net 0 1
net 1 2
net 2 3
net 3 4
net 4 5
weak 1 net 0 2
weak 1 net 0 3
weak 1 net 0 4
weak 1 net 0 5
weak 1 net 1 3
weak 1 net 1 4
weak 1 net 1 5
weak 1 net 2 4
weak 1 net 2 5
weak 1 net 3 5

```

Fig. 5 Example profiles to specify generator matrices by constraints: The parameter s refers to the problem dimension, b is the prime base, and m is the matrix size to generate up to b^m points. The remaining lines specify net and hence implicitly stratification constraints on selected dimensions. The keyword `net` requires (t, m, s) -net properties on the subsequent set of dimensions, where by default $t = 0$. Larger t -parameters are specified explicitly using the keyword `t`, e.g. `t2` \equiv $t = 2$. The keyword `weak` indicates that the constraint is not strict, and its relative strength w_{v_j} is given by the value next to the keyword.

3.1 Overlapping Constraints

Theoretical results [7] state that the best possible t -parameter for a (t, m, s) -net is $t = s - b - 1$. However, many applications exhibit a structure where the uniformity of a subset of dimensions greatly impacts the integration error. This has already been observed in the work of Joe and Kuo [3] and L'Ecuyer et al. [6]. As the dimension of the subsets often is much smaller than the global dimension, the t -parameter of the subset of dimensions theoretically can be smaller than the global t -parameter. In our profile language (see Fig. 5), it is straightforward to specify such potentially overlapping constraints, which offers a new way of designing generator matrices.

3.2 Specifying Constraints in \mathbb{Z}

Solvers are usually devised to work in \mathbb{Z} , however, our constraints are in \mathbb{F}_b . In order to take advantage of existing solvers, we need to convert our constraints to \mathbb{Z} . In \mathbb{F}_b our constraints are of the form $\sum_i w_i x_i \neq 0$. We transform them to $0 < \sum_i w_i x_i + kb < b$ with $k \in \mathbb{Z}$ an additional variable to solve for and $0 \leq x_i < b$ (see Fig. 6). This way we emulate the modulo arithmetic of prime base Galois fields. Note that this trick is limited to prime bases b .

3.3 Weak Constraints

Each net constraint on a set of dimensions is actually a set of linear sub-constraints, one per elementary interval shape. It often happens that constraints cannot be satisfied. This can be due to a too small t -parameter or because of conflicting overlapping constraints. To alleviate the issue, we introduce weak constraints. All constraints were crafted such that the determinant of the corresponding matrix M is strictly in the range $\{1, \dots, b-1\}$. For the j -th weak constraint, we now make these bounds depend on a variable $v_j \in [0, 1]$ in the following manner:

$$v_j \leq \sum_i w_i x_i + k_j b \leq (b-1)v_j.$$

This way, if $v_j = 0$ the constraint becomes $\sum_i w_i x_i + k_j b = 0$ and if $v_j = 1$ the constraint results to be $0 < \sum_i w_i x_i + k_j b < b$ which is equivalent to the original hard constraint. Maximizing the sum $\sum w_{v_j} v_j$, where w_{v_j} is the weight of constraint j , thus maximizes the number of satisfied sub-constraints while allowing some of them not to be satisfied in case they are infeasible. The complete setup of the Integer Linear Program is summarized in Fig. 6.

3.4 Polynomial Integer Program

A matrix $A \in \mathbb{F}_b^{(m-t) \times m}$ has full rank if and only if at least one of the square sub-matrices A_i obtained by dropping any t columns $i = (i_1, \dots, i_t)$ of A has full rank. This means that at least one such sub-matrix has a non-zero determinant. This can be represented by the set of polynomial constraints of degree $m-t$,

$$\exists i \in \{(i_1, \dots, i_t) \in \mathbb{N}^t \mid 1 \leq i_1 < \dots < i_t \leq m\} : \det(A_i) \neq 0.$$

Imposing all $M_{\mathbf{k}}$ to have full rank can thus be expressed as satisfying a set of polynomial constraints on values of matrices C_j .

$$\begin{aligned} \forall \mathbf{k} := (k_1, \dots, k_s) \in \mathbb{N}^s \text{ with } \sum_{j=1}^s k_j = m-t \\ \exists i \in \{(i_1, \dots, i_t) \in \mathbb{N}^t \mid 1 \leq i_1 < \dots < i_t \leq m\} : \det(M_{\mathbf{k},i}) \neq 0. \end{aligned}$$

with $M_{\mathbf{k},i}$ denoting the matrix $M_{\mathbf{k}}$ with the set of columns i removed. The set of matrices C_1, \dots, C_s describes a (t, m, s) -net if and only if it satisfies a set of polynomial constraints stating that all $M_{\mathbf{k}}$ constructed from these matrices (see Sec. 2.2) have full rank.

3.5 Integer Linear Programs

Theorem 1 advocates linear constraint solving, which, however, is NP-complete. Unless $P = NP$, the computational complexity is exponential in the number of variables sm^2 . In practice, such algorithms are infeasible, as the number of variables is too high. However, assuming all values in the matrices to be known up to column $i - 1$ and trying to determine the i -th column simplifies the problem to that of satisfying a set of linear constraints with sm variables, since the determinant is a linear function of the matrix columns. In combination with the heuristic applied in modern Integer Linear Program Solvers [2], it becomes possible to compute tangible results.

We hence use a greedy algorithm to construct the generator matrices column-by-column:

$$\begin{pmatrix} c_{1,1} & \cdots & c_{1,m} \\ \vdots & \ddots & \vdots \\ c_{m,1} & \cdots & c_{m,m} \end{pmatrix} \rightarrow \begin{pmatrix} c_{1,1} & \cdots & c_{1,m} \\ \vdots & \ddots & \vdots \\ c_{m,1} & \cdots & c_{m,m} \end{pmatrix} \rightarrow \begin{pmatrix} c_{1,1} & \cdots & c_{1,m} \\ \vdots & \ddots & \vdots \\ c_{m,1} & \cdots & c_{m,m} \end{pmatrix}$$

At each step, the top-left square sub-matrices are checked to guarantee the sequence property (highlighted in green). In the highlighted columns, elements in green are chosen at random according to the constraints, while the blue elements are not constrained and become selected at random. As our matrices have finite size, Definition 3 of a (t, s) -sequence is only ensured up to b^m points. Hence, we call point sets generated by such matrices *progressive (t, m, s) -nets*.

To determine these linear constraints for each M_k , we check whether the matrices have full rank by performing a *symbolic* Gaussian elimination in the Galois field \mathbb{F}_b . Gaussian elimination seeks to triangularize a matrix by iteratively subtracting linear combinations of rows. For a rectangular matrix, the Gaussian elimination results in 3 possible outcomes:

$$\begin{pmatrix} * & \cdots & * & v_1 \\ 0 & \cdots & * & \vdots \\ \vdots & \ddots & \vdots & \vdots \\ 0 & \cdots & 0 & v_{m-t} \end{pmatrix} \quad (a) \quad \begin{pmatrix} * & \cdots & * & v_1 \\ 0 & \cdots & * & \vdots \\ \vdots & \ddots & \vdots & \vdots \\ 0 & \cdots & 0 & * & v_{m-t} \end{pmatrix} \quad (b) \quad \begin{pmatrix} * & \cdots & * & v_1 \\ 0 & \cdots & * & \vdots \\ \vdots & \ddots & \vdots & \vdots \\ 0 & \cdots & 0 & * & v_{m-t} \end{pmatrix} \quad (c)$$

In case (a), no choice of v_j can make the matrix full rank since at least two rows consist of zeros, possibly except for their last component v_{m-t} and v_{m-t-1} , and hence these rows must be linearly dependent. In case (b), the matrix necessarily has full rank regardless of the last column v as the row vectors are linearly independent even without their last component. In case (c), the matrix has full rank if and only if $v_{m-t} \neq 0$ to ensure the last row is not identically zero. Following the Gaussian

elimination process, v_{m-t} is a linear combination of the variables of the last column of $M_{\mathbf{k}}$ with weights depending on the values of the first columns of $M_{\mathbf{k}}$.

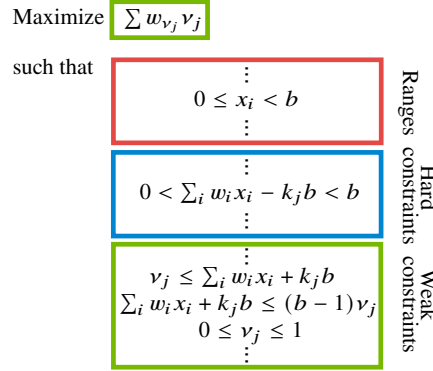


Fig. 6 Anatomy of an Integer Linear Program (ILP). Please refer to the text for details.

In summary, to grow the matrices C_i according to our greedy strategy, the values of the $c_{l,m+1}^{(i)}$ (abstracted as x_i in our formulas) in the last column of their respective C_i are determined by solving an Integer Linear Program, which consists of an objective function to maximize subject to a set of constraints. Fig. 6 shows the anatomy of our Integer Linear Programs: The range constraints enforce that $c_{l,m+1}^{(i)} \in \{0, \dots, b-1\}$ and the hard uniformity constraints enforce a non-zero determinant to guarantee the design constraints of stratification, net, and sequence properties as introduced in Sec. 2.2. Remember that matrices $M_{\mathbf{k}}$ are constructed from the first rows of the C_i matrices and hence include some of the $c_{l,m+1}^{(i)}$. Indicated by $v_j = 1$, a satisfied weak constraint adds its weight w_{v_j} to the objective function. Otherwise, a zero linear combination (stating that the corresponding $M_{\mathbf{k}}$ is not full rank) comes along with $v_j = 0$.

4 Results

In our previous work [8], we focused on computer graphics applications including image synthesis, parametric texture exploration, and optimal control. At that time, we only supported the special cases of stratification and $(0, m, s)$ -net properties, where $t = 0$. For our new results, we investigate the larger solution space for generator matrices provided by $t \geq 0$ and weak constraints. The implementation of the MatBuilder software is publicly available at <https://github.com/loispaulin/matbuilder>.

Fig. 7 shows an initial experiment in $s = 6$ dimensions. We observe that both MatBuilder and LatNetBuilder [5] achieve good performance in terms of discrepancy when maximizing the uniformity. Note that the One-weak-constraint profile in

Fig. 5 causes the solver to approximate a progressive $(0, m, 6)$ -net in base $b = 3$ as closely as possible, while theoretically it does not exist.

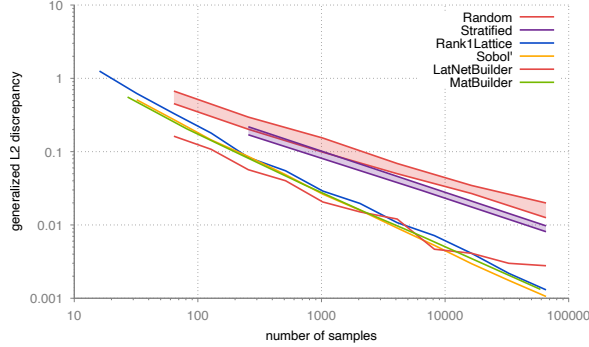


Fig. 7 We measure uniformity in terms generalized l_2 -discrepancy in dimension $s = 6$. The MatBuilder ($b = 3$) results are obtained using a "weak 1 net 0 1 2 3 4 5" constraint in the One-weak-constraint profile in Fig. 5. For LatNetBuilder ($b = 2$), we have used a figure of merit minimizing the discrepancy. Rank1 Lattice refers to [4]. For reference, stratified sampling partitions each dimension into the same amount of intervals and randomly samples once inside each resulting hypercube. The range for random and stratified sampling results from 64 independent realizations.

4.1 Overlapping Net Constraints

In Fig. 8, we present results for the Generic-proj-LDS profile in Fig. 5 which ensures progressive $(0, m, 2)$ -net properties for consecutive pairs of dimensions. For all other pairs of dimensions, the additional weak constraints ask the solver to establish a progressive $(0, m, 2)$ -net property if possible. Using weak constraints in the profile maximizes the number of elementary intervals checking their part of the progressive $(0, m, 2)$ -net property. This results in points that, even though technically not a progressive $(0, m, 2)$ -net, exhibit a similar quality in terms of discrepancy. As compared to the Sobol' sequence, the constraint based generator matrices clearly improve the quality across the 2D sample projections. Converting these constraints into a loss function for a stochastic matrix construction, LatNetBuilder [5] does not achieve a comparable quality in the projections on its own. Yet, a constraint based specification may help stochastic optimization [8].

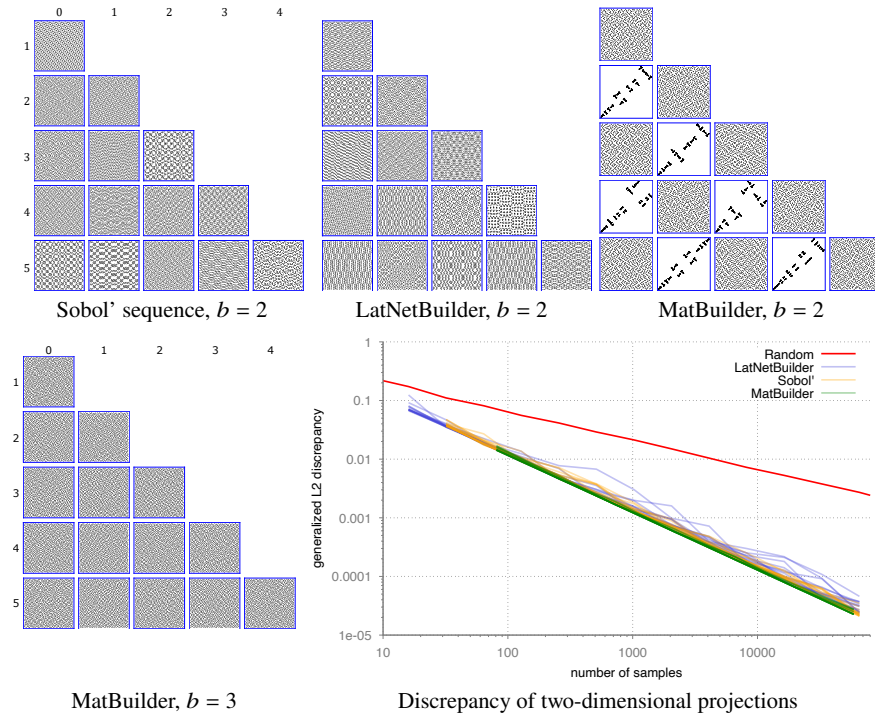


Fig. 8 Comparison of two-dimensional projections. For 2048 points generated in base $b = 2$, both the Sobol' sequence and the result from LatNetBuilder show the known typical patterning. Both do not fulfill $(0, m, 2)$ -net constraints on pairs of consecutive dimensions. Given the Generic-proj-LDS profile in Fig. 5, MatBuilder can enforce such constraints. Then, off-diagonal projections may lack uniformity as a consequence of Theorem 2. However, using the same profile for $b = 3$ and a similar number of 2187 points, MatBuilder finds high quality matrices that satisfy both the hard and weak constraints. The graph simultaneously plots the generalized l_2 -discrepancy of all two-dimensional projections for random sampling, the Sobol' sequence, the LatNetBuilder result, and the MatBuilder result in $b = 3$. The generator matrices specified by constraints consistently generate points of excellent low discrepancy with the least variation across all projections.

4.2 Playing with t -Parameters

Our system empowers the user to play with t -parameters provided as weak constraints. In order to satisfy a weak constraint, the greedy algorithm maximizes the number of elementary intervals of size b^{-t} containing b^t points, approximating the properties of t -parameters that are theoretically impossible. For example, in base $b = 3$ the best possible t -parameter for a progressive $(t, m, 6)$ -net is $t = 3$. However, by asking the solver to generate matrices with $t \in \{0, 1, 2\}$ as a weak constraint, we are able to improve uniformity.

In Fig. 9, we demonstrate that low discrepancy can be achieved by weak constraints for the examples of $t \in \{0, \dots, 4\}$ and m up to 10 in $s = 6$ dimensions. As expected,

increasing the t -parameter has a negative impact on the six-dimensional generalized l_2 -discrepancy (Fig. 9-*a*) and the sample projection uniformity (Fig. 10). While the construction time increases with the matrix size m , the number of constraints to satisfy decreases with increasing t -parameter. Hence, the smaller t , the more greedy expansion steps of the matrix columns and rows need to be executed as m increases (Fig. 9-*b*).

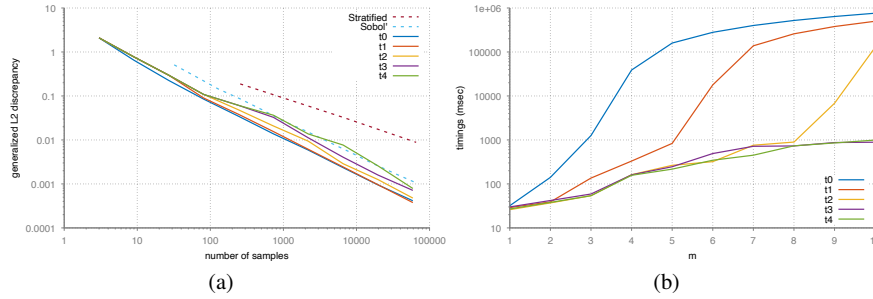


Fig. 9 Performance evaluation when increasing the t -parameter from 0 to 4 on a weak net profile in base 3 and dimension 6 up to 3^{10} points: (a) Quality evaluation in terms of generalized l_2 -discrepancy. (b) Timings of the solver as a function of the matrix size m .

Weighted weak constraints also enable us to negatively weigh a net constraint. While this seems to have little practical purpose, it allows one to explore the range of possible net configurations. We revisit the example of sequences in 6 dimensions in base 3 where the smallest feasible t -parameter is 3, with the profiles given in Fig. 11. One may understand such profiles as for instance “What is the best $t = 3$ point set that is neither $t = 0, 1$, nor 2?”. In Figs. 12 and 13, we observe that block artifacts on the projections have a direct impact on the generalized l_2 -discrepancy (with relatively similar timings for the matrix construction). However, Fig. 13 shows that the $(3, 6)$ -sequence property does not differentiate between points of high or low quality.

5 Conclusion

We extend the MatBuilder software to quality parameters $t > 0$. This enables us to exemplify that the (t, m, s) -net property alone fails to characterize optimal quality both across projections as well as across all dimensions before reaching asymptotic behavior. Using MatBuilder, we are confident that by exploring constraints on not necessarily disjoint subsets of dimensions, partially satisfying constraints, and higher bases, generator matrices can be found that outperform the classic constructions in practice. Generalizing our approach to prime power Galois fields is a promising avenue of future research.

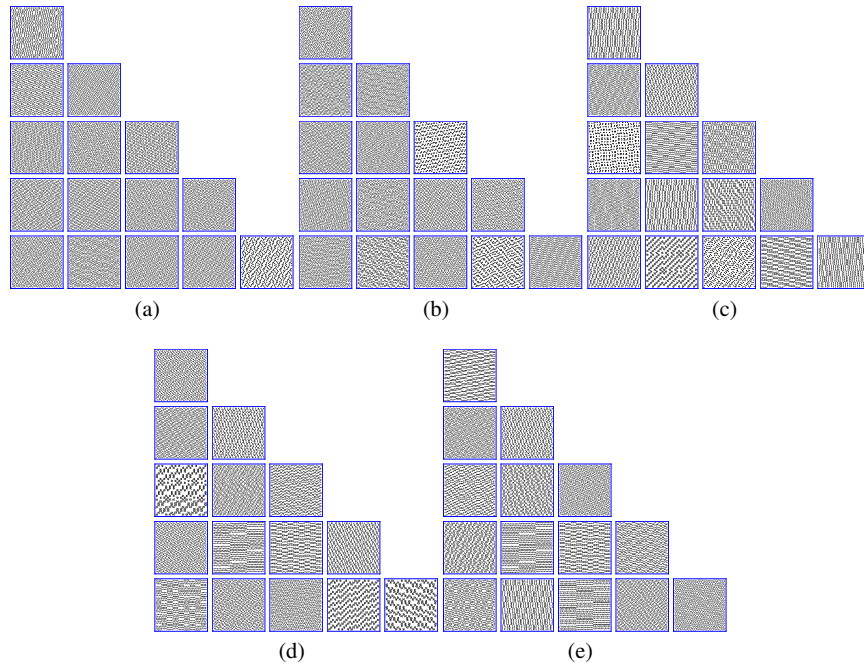


Fig. 10 Two-dimensional projections of 3^7 points in dimension 6 following "weak 1 net ti 0 1 2 3 4 5" profiles for $i \in \{0, 1, 2, 3, 4\}$ (from (a) to (e)). Note that dimension indices follow the ones depicted in Fig.8.

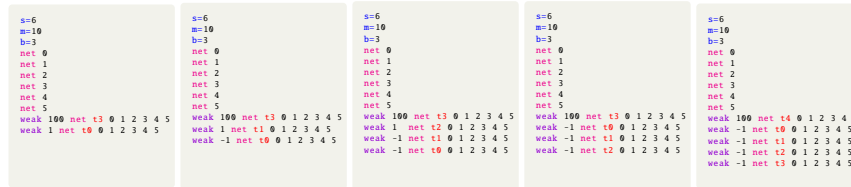


Fig. 11 MatBuilder profiles exploring negatively weighted t constraints: While enforcing the progressive net to be as $t = 3$ as possible (and $t = 4$ for the last one), we progressively invalidate some smaller t -parameter options.

References

1. Hong, H.S.: Digital Nets and Sequences for Quasi-Monte Carlo Methods. Ph.D. thesis, Hong Kong Baptist University, China (2002)
2. IBM: IBM ILOG CPLEX Optimizer (2022). URL <https://www.ibm.com/products/ilog-cplex-optimization-studio/cplex-optimizer>
3. Joe, S., Kuo, F.: Constructing Sobol' sequences with better two-dimensional projections. SIAM J. on Scientific Computing **30**(5), 2635–2654 (2008)

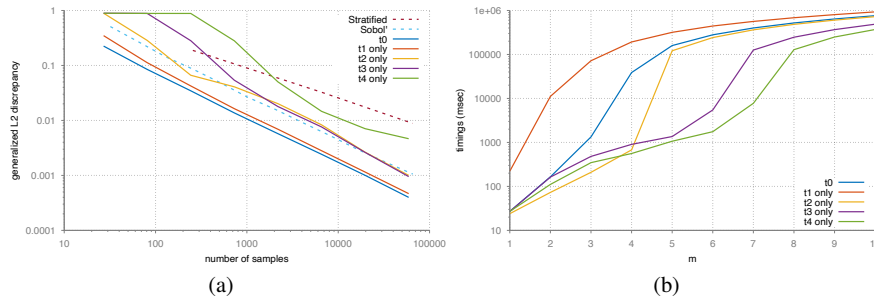


Fig. 12 Performance evaluation of the profiles given in Fig. 11: (a) Quality evaluation in terms of generalized L_2 -discrepancy. (b) Timings of the solver as a function of the matrix size m .

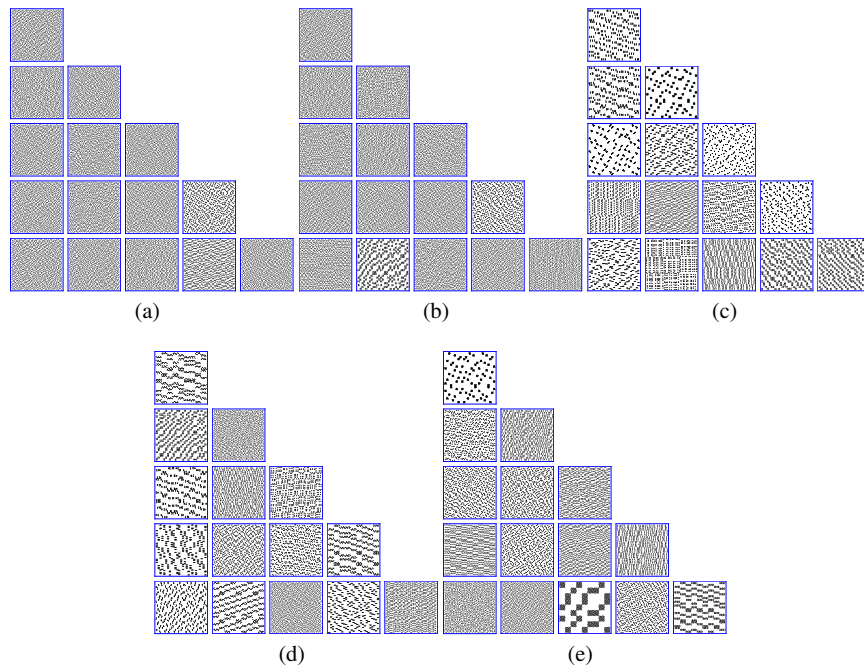


Fig. 13 Two-dimensional projections of 3^7 points in dimension 6 resulting from "weak 1 net t_i 0 1 2 3 4 5" profiles for $i \in \{0, 1, 2, 3, 4\}$ with negatively weighted "weak -1 net t_j 0 1 2 3 4 5" constraints for $j < i$ (from (a) to (e)).

4. Keller, A.: Stratification by rank-1 lattices. In: H. Niederreiter (ed.) Monte Carlo and Quasi-Monte Carlo Methods 2002, pp. 299–313. Springer (2004)
5. L'Ecuyer, P., Munger, D.: Lattice Builder: A general software tool for constructing rank-1 lattice rules. <https://github.com/umontreal-simul/latnetbuilder> (2016)
6. L'Ecuyer, P., Marion, P., Godin, M., Puchhammer, F.: A tool for custom construction of QMC and RQMC point sets. In: International Conference on Monte Carlo and Quasi-Monte Carlo

- Methods in Scientific Computing, pp. 51–70. Springer (2022)
7. Niederreiter, H.: Random Number Generation and quasi-Monte Carlo Methods. Society for Industrial and Applied Mathematics (SIAM), Philadelphia, PA, USA (1992)
 8. Paulin, L., Bonneel, N., Coeurjolly, D., Iehl, J.C., Keller, A., Ostromoukhov, V.: MatBuilder: Mastering sampling uniformity over projections. ACM Transactions on Graphics (Proceedings of SIGGRAPH) **41**(4) (2022). DOI <https://doi.org/10.1145/3528223.3530063>. URL <https://github.com/loispaulin/matbuilder>
 9. Sobol', I.M.: On the distribution of points in a cube and the approximate evaluation of integrals. Zhurnal Vychislitel'noi Matematiki i Matematicheskoi Fiziki **7**(4), 784–802 (1967)