



HAL
open science

Universal stripe order as a precursor of the superconducting phase in pressurized BaFe₂Se₃ Spin Ladder

Wen-Gen Zheng, Victor Balédent, Claire Colin, Françoise Damay, Jean-Pascal Rueff, Anne Forget, Dorothee Colson, Pascale Foury-Leylekian

► **To cite this version:**

Wen-Gen Zheng, Victor Balédent, Claire Colin, Françoise Damay, Jean-Pascal Rueff, et al.. Universal stripe order as a precursor of the superconducting phase in pressurized BaFe₂Se₃ Spin Ladder. Communications Physics, 2022, 5 (1), pp.183. 10.1038/s42005-022-00955-7 . hal-03996600

HAL Id: hal-03996600

<https://hal.science/hal-03996600>

Submitted on 25 May 2023

HAL is a multi-disciplinary open access archive for the deposit and dissemination of scientific research documents, whether they are published or not. The documents may come from teaching and research institutions in France or abroad, or from public or private research centers.

L'archive ouverte pluridisciplinaire **HAL**, est destinée au dépôt et à la diffusion de documents scientifiques de niveau recherche, publiés ou non, émanant des établissements d'enseignement et de recherche français ou étrangers, des laboratoires publics ou privés.

Universal stripe order as a precursor of the superconducting phase in pressurized BaFe₂Se₃ Spin Ladder

Wen-Gen Zheng¹, Victor Balédent¹, Claire V. Colin ², Françoise Damay³, Jean-Pascal Rueff ^{4,5}, Anne Forget⁶, Dorothée Colson⁶ & Pascale Foury-Leylekian ¹✉

It has been recently observed that a superconducting phase emerges under pressure in the Fe-based spin-ladders BaFe₂X₃ (X = S, Se). The low dimensionality of the Fe spin-ladders, which simplifies the elaboration of theoretical models, should help to understand the mechanism of superconductivity. We investigate here the frontier between magnetic and superconducting (SC) phases in BaFe₂Se₃ by performing challenging powder neutron diffraction (PND) and Fe K_β x-ray emission spectroscopy (XES) under high pressure. We show that the ambient pressure ground state with a block-like magnetic order is destabilized under pressure. A pressure-induced antiferromagnetic stripe-like spin order, similar to the magnetic order of the parent superconductor BaFe₂S₃, is observed above 3-4 GPa. Our discovery shows that the stripe magnetic order is a key phase close to the SC dome and its particular magnetic fluctuations could be involved in the stabilization of superconductivity in Fe-based spin ladders.

¹Université Paris-Saclay, CNRS, Laboratoire de Physique des Solides, 91405 Orsay cedex, France. ²Institut Néel, Université Grenoble Alpes, CNRS, Grenoble F-38042, France. ³Laboratoire Léon Brillouin, CEA-CNRS UMR12, 91191 Gif-sur-Yvette Cedex, France. ⁴Synchrotron SOLEIL, L'Orme des Merisiers, BP 48 St Aubin, 91192 Gif-sur-Yvette, France. ⁵Laboratoire de Chimie Physique-Matière et Rayonnement, Sorbonne Université, CNRS, 75005 Paris, France. ⁶SPEC, CEA, CNRS-UMR3680, Université Paris-Saclay, Gif-sur-Yvette Cedex 91191, France. ✉email: pascale.foury@universite-paris-saclay.fr

Unconventional superconductivity and magnetism seem to be mutually exclusive in most cases. However, magnetic order is a necessary foe of unconventional superconductivity: it is systematically present in the vicinity of the superconducting phase. Furthermore, it is generally accepted that the presence of fluctuations associated with this magnetic phase contributes to the pairing of Cooper pairs in some SC systems. This is the case in the large families of heavy fermions^{1,2}, organic compounds³, iron-based pnictides^{4,5}, or high critical temperature cuprates⁶. Thus the description and understanding of these neighboring magnetic phases are considered as an essential step to discovering a new pairing mechanism. However, a difficulty is encountered in modeling these mostly two-dimensional compounds. Besides, the range of theoretical tools, more precise or even exact, is much wider for one-dimensional systems⁷. Therefore, seeking one-dimensional superconducting compounds becomes essential for studying unconventional superconductivity.

To the best of our knowledge, BaFe_2X_3 ($\text{X} = \text{S}$ and Se) are the first quasi-one-dimensional iron-based superconductors without a square-lattice motif^{8,9}. They are composed of two iron ladders per unit cell. The average structure of BaFe_2Se_3 has the $Pnma$ symmetry, while BaFe_2S_3 crystallizes in the $Cmcm$ space group¹⁰, as described in Fig. 1a, b. The FeX_4 tetrahedra are aligned in the horizontal plane for the $Cmcm$ structure while exhibiting a tilt in the $Pnma$. Importantly, we recently solved the exact structure of BaFe_2Se_3 which is polar with a $Pmn2_1$ space group¹¹. This symmetry allows a possible ferroelectric character already at room temperature, as previously proposed by ref. 12. However, it is impossible to distinguish between both space groups from powder diffraction data under pressure. In addition, the very weak structural differences between $Pmn2_1$ and $Pnma$ have no influence on the magnetic structure. Therefore, in the following, we will use the notation $Pmn2_1/Pnma$ to describe the ambient pressure and high-temperature symmetry. Moreover, to avoid confusion in the rest of the paper, we will use the directions of the $Pnma$ setting even for the $Cmcm$ structure when we describe the direction of the Fe spins.

In BaFe_2S_3 , a stripe-like magnetic structure with a propagation wave vector $\vec{k} = \frac{1}{2}, 0, \frac{1}{2}$ is stabilized below $T_N = 119$ K with the

moments of Fe along the c -axis⁸. The superconductivity appears at about 11 GPa with the suppression of the stripe magnetic order⁸. For BaFe_2Se_3 an unusual block-like Néel order establishes below $T_N = 140$ – 250 K with a reduced propagation wave vector $\vec{k} = \frac{1}{2}, \frac{1}{2}, \frac{1}{2}$ (Fig. 1c). The large range of T_N values^{13–17}, originates from slight deviations to the ideal BaFe_2Se_3 stoichiometry^{18–20}. In BaFe_2Se_3 , the magnetic order is characterized by the anti-ferromagnetic (AFM) arrangement along the ladder of square-like blocks containing four ferromagnetically ordered Fe spins (Fig. 1c)²¹. Previous powder neutron diffraction experiments^{13,15,21} found that the Fe spins are mostly parallel to the a -axis. Along the leg of the ladders, the up–up–down–down spin motif is the fingerprint of a magnetic frustration issued from competing exchange interactions present in this system¹⁷. Interestingly, the ordered magnetic moments on the Fe sites are small, even at low temperature ($2.8\mu_B$)¹³, compared to the theoretical moment expected for a high spin Fe^{2+} moment ($4\mu_B$). This can be attributed to the coexistence of the itinerant and Mott localized electrons due to an orbital selective Mott phase^{13,15}. As for the magnetic structure under pressure, close to the superconducting phase, it remains unknown even though it constitutes a necessary starting point, from which the superconductivity under pressure emerges.

In this context, numerous investigations and predictions have been proposed for BaFe_2Se_3 ^{9,12,22–26}, in particular under pressure^{9,19,27–29}. It has been shown that a second-order phase transition from $Pmn2_1/Pnma$ to $Cmcm$ space group occurs between 4 and 6 GPa, depending on the pressure transmitting medium (PTM) used^{19,27}. At this pressure, the ratio a/c between the unit cell parameters reaches a value (1.28) very close to the one (1.277) of BaFe_2S_3 at ambient pressure in the $Cmcm$ structure, which confirms that changing S by a larger Se atom acts as negative pressure. Recently, resistivity and susceptibility measurements, as well as Fe K_β XES under pressure, evidenced that the system is a Mott-insulator at ambient pressure⁹. A metal–insulator transition occurs at about 7.5 GPa followed by a SC state above 10 GPa⁹. The SC dome extends from 10 to 15 GPa with a maximum of $T_c = 11$ K at 12.5 GPa. Concomitantly, the local Fe moment measured by XES at the Fe edge decreases upon pressure⁹. It is noteworthy that in the SC phase, while the Néel

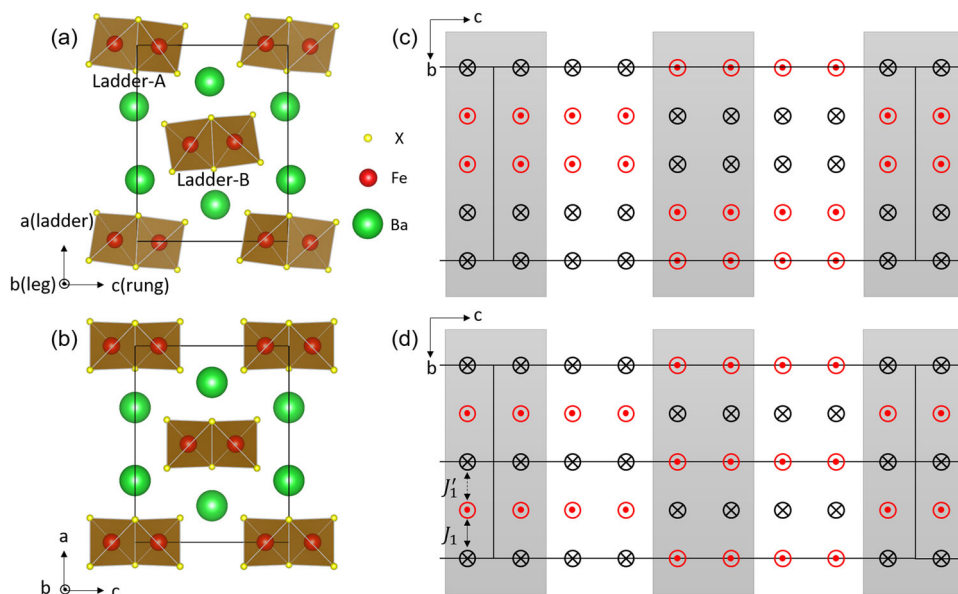


Fig. 1 Crystal and magnetic structures of BaFe_2X_3 ($\text{X} = \text{Se}, \text{S}$). **a** and **b** Atomic structures of BaFe_2X_3 viewed along b -axis in $Pnma$ and $Cmcm$ space groups, respectively. There are two ladders (Ladder-A and Ladder-B) in each unit cell. **c** and **d** Projections of Fe spins on the bc -planes of the Block and CX magnetic orders. The moments are perpendicular to the bc plane. The black lines indicate the edges of the magnetic unit cell. The two Fe ladders are separated by different background colors, gray for Ladder-A and white for Ladder-B.

order is suppressed, the Fe local moment remains finite and equal to $1\mu_B (\pm 0.3)^9$.

In addition, a systematic investigation of the physical properties of BaFe_2Se_3 by DFT calculations under pressure has been reported²⁸. This work confirms that the structure smoothly transforms from $Pmn2_1/Pnma$ to $Cmcm$ at around 6 GPa. It also proposes that the system becomes metallic at 10.4 GPa and the unique ambient-pressure block antiferromagnetic ground state is replaced by the more common stripe AFM order (called CX) at 12 GPa which settles in the middle of the SC dome. The CX magnetic order is shown in Fig. 1d. So far, these interesting theoretical results have not been validated experimentally probably because of the challenge of high-pressure measurements. Very recently, a first neutron scattering experiment under pressure has been performed up to 6.8(3) GPa and 120 K²⁹. Due to technical difficulties, the measurements have not been done in the SC phase, but the authors conclude that BaFe_2Se_3 displays a persistent block magnetism across a wide pressure range. However, above 3.7 GPa, T_N is strongly reduced as well as the ordered moment, and only a short-range magnetic order remains above 5.5 GPa.

For BaFe_2Se_3 , a clear description of the magnetic state close to the SC phase and in the SC dome is still missing. The competition between the block magnetic state and other possible magnetic orders, such as the stripe-like one, should be considered. To investigate this issue, we performed the powder neutron diffraction and Fe K_β XES measurements under high pressure, particularly in the SC dome. We show that the block magnetic order is unstable toward a stripe-like CX magnetic structure above 3 GPa, not detected in reference²⁹. This structure persists at higher pressure up to 7.7 GPa. In the SC phase, the disappearance of the magnetic phase was observed even if it is difficult to assess perfectly due to a decreasing signal-to-noise ratio at high pressure. Our study establishes that the stripe magnetic order appears as a universal precursor of the pressure-induced SC phase in BaFe_2S_3 and BaFe_2Se_3 .

Results

We first performed X-ray diffraction measurements under multiple pressures to investigate the structural transition from $Pmn2_1/Pnma$ to $Cmcm$. The details are shown in Supplementary Note 1. We found that our sample presents a $Cmcm$ symmetry already under 3.2 GPa. Thus, the $Cmcm$ space group was used for all the refinements above 3 GPa in our paper.

To check the magnetic structure at ambient pressure, powder neutron diffraction measurements were performed at various temperatures. The complete results are given in Supplementary Note 2. The measurement evidence the occurrence of a magnetic order below 208 K (± 10) and characterized by a magnetic propagation wave vector of $\vec{k} = (\frac{1}{2}, \frac{1}{2}, \frac{1}{2})$. T_N was found slightly smaller than the one obtained in refs. ^{15,19,30}. We checked the stoichiometry of our compound by Energy Dispersive Spectroscopy (EDS) and by refining the occupancy parameters in the neutron diffractograms. From EDS we obtained a maximum deviation of the Fe content of 2% and a maximum Se deficiency of 10 % (depending on the position of the beam on the sample)¹¹. From the refinement, we obtained for each element, occupancy rates close to the nominal ones within the uncertainties of 2–3%. Besides, a short-range magnetic order is observed up to 275 K similarly to references^{15,30} (Supplementary Fig. 2b). The magnetic structure was refined using the Block model in Fig. 1c. The thermal evolution of the magnetic moment per Fe led to a critical exponent of 0.2 which is closer to an Ising model than a mean-field one. The moment saturated below 50 K at $2.5\mu_B (\pm 0.1)$.

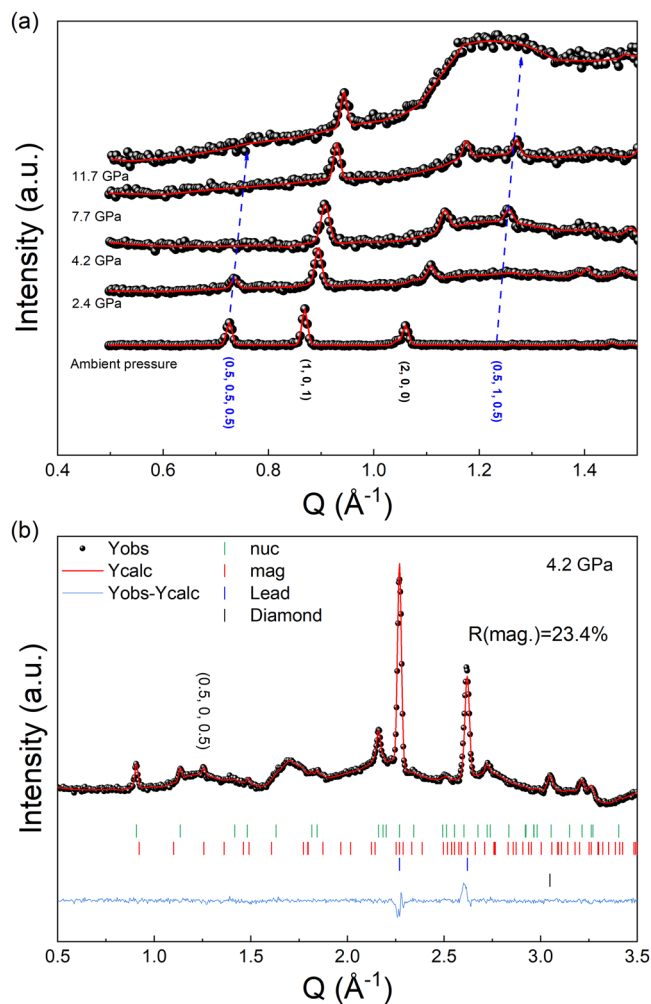


Fig. 2 Powder neutron diffraction patterns under pressure. **a** Evolution of the powder neutron diffraction (PND) patterns with increasing pressure. The magnetic reflection shifts to $(0.5, 1, 0.5)$ when the pressure reaches 4.2 GPa. All patterns are measured at 3 K. To facilitate the comparison between different patterns, all the $(1, 0, 1)$ reflections are put at the same scale. The blue arrow indicates the shift of magnetic reflections $(0.5, 0.5, 0.5)$ ($Q \sim 0.73 \text{ \AA}^{-1}$) and $(0.5, 1, 0.5)$ ($Q \sim 1.26 \text{ \AA}^{-1}$) when the pressure increases. The red lines are the fitted curves with the nuclear and magnetic phases obtained by Fullprof. **b** PND pattern of BaFe_2Se_3 at 3 K under 4.2 GPa. The red line indicates the fitted curve with the $Cmcm$ space group and CX magnetic order. The whole patterns for other pressures are shown in Supplementary Note 3.

The first high-pressure pattern was measured at 2.4 GPa (± 0.41) and 3 K (the pressure given in the following are all measured at 3 K). We recorded a diffractogram for 10 h and detected the same $(\frac{1}{2}, \frac{1}{2}, \frac{1}{2})$ magnetic reflections as at ambient pressure (Fig. 2a). The adjustment of the calculated pattern with the data using the same block model leads to an ordered moment of $1.4\mu_B (\pm 0.2)$. Since we have fewer magnetic reflections emerging from the background due to the pressure cell under pressure, the error bar for the moment amplitude is larger than that at ambient pressure. A Néel temperature of 110 K (± 20) was determined by repeatedly measuring the diffractogram while the temperature was increased (for details see Supplementary Note 4). The decrease of both T_N and the ordered Fe moment at low temperature indicates that the block-like magnetic order is destabilized by the applied pressure above a critical pressure. This is not in agreement with the measurements of ref. ²⁹, which

claimed that the ambient pressure magnetic structure is robust under intermediate pressures. An effect of sample dependence due to the slight Se deficiency of our sample can explain this discrepancy in the critical pressure.

At 4.2 GPa (± 0.4), the background coming from the pressure cell starts to increase significantly due to the gasket crushing and the closure of its hole, which requires a longer acquisition time. Nevertheless, it was possible to determine that the nuclear phase adopts a *Cmcm* symmetry at this pressure. Figure 2b shows the refinement of the pattern with the *Cmcm* space group. In addition, we were able to observe a total loss of intensity on the $(\frac{1}{2}, \frac{1}{2}, \frac{1}{2})$ magnetic reflection concomitantly to the appearance of another magnetic reflection, indexed by $(\frac{1}{2}, 1, \frac{1}{2})$ as presented in Fig. 2a. This observation is the indication of a pressure-induced magnetic phase transition. This magnetic transition occurs at a pressure very close to the structural transition from *Pmn2₁/Pnma* to *Cmcm*. In order to investigate this high-pressure magnetic phase, we first determined its T_N . The long exposure times necessary at the high-pressure limit the number of diffractograms collected and prohibit the accurate determination of T_N . We obtained $T_N = 100$ K (± 50) (Supplementary Note 4). Interestingly, this pressure-induced magnetic transition was not observed by the authors of ref. 29. But their measurement was performed at 6 GPa and 120 K which is well above the critical pressure of 4.2 GPa but above T_N .

Concerning the magnetic order itself, it is important to remark that its propagation wave vector is incompatible with a block-like magnetic structure because the latter implies necessarily a doubling of the unit cell along the *b*-axis. To proceed with the analysis, we first tested various stripe-like models from ref. 28. Except for the CX stripe-like magnetic model, none of them led to a correct fit of the data. The adjustment of the data with the CX model is shown in Fig. 2b. In this CX magnetic structure, each rung of the ladder is constituted of two Fe spins directed along *a*. The rungs are then AFM ordered along the *b*-axis (Fig. 1d). This magnetic order is similar to the ones stabilized in the analog systems BaFe₂S₃⁸ and KFe₂S₃³⁰, except concerning the direction of the moments. In BaFe₂Se₃, at least at ambient pressure, a strong spin anisotropy aligns the moments along *a*^{14,22}. A reorientation of the spins under pressure is however possible as the other compounds of the series present different axial anisotropies. We thus tried different CX stripe models with spins along *a*, *b* and *c* to adjust our data. The model with moments along *a* gave the best adjustment ($R_{\text{mag}} = 23.4\%$, $R_{\text{mag}} = 71.61\%$, $R_{\text{mag}} = 38.55\%$ for the spins along *a*, *b*, and *c* respectively) with an ordered magnetic moment on the Fe site of $2.1 \mu_B$ (± 0.2).

Under 7.7 GPa (± 0.4), the results are found to be similar to that under 4.2 GPa and confirm the presence of a pressure-induced phase (Fig. 2a). The adjustment of the experimental data with the same CX model gives an ordered magnetic moment on the Fe of $1.9 \mu_B$ (± 0.3). Interestingly, T_N at 7.7 GPa is between 110 and 150 K which is higher than that at 4.2 GPa (Supplementary Note 4). The same T_N behavior with increasing pressure in the stripe magnetic phase is also observed in BaFe₂S₃³¹. It is noteworthy that, at 7.7 GPa, the amplitude of the ordered moment at low temperature is comparable to the one at 4.2 GPa and thus that the CX magnetic order is robust under pressure. However, the ordered moment is considerably smaller than the one expected for a high spin configuration of the Fe²⁺ ions. This result can be explained either by the orbital selective Mott phase scenario or by the modification of the crystal field under pressure leading to $S = 1$, where S is the local moment of the Fe ion³².

The last pattern was obtained under 11.7 GPa (± 0.5) (Fig. 2a). At this pressure, no obvious magnetic reflection was detected within the error bars ($\pm 1 \mu_B$) due to the strong background. So,

given the accuracy of the measurement, if there is an ordered moment, its maximum amplitude is $1 \mu_B$ on the Fe ion.

We thus show here that the CX magnetic order, robust between 4.2 and 7.7 GPa, is destabilized above 7.7 GPa. Most interestingly, we evidence that the CX magnetic structure makes the border with the SC dome in the (*P*, *T*) phase diagram. This means that the superconductivity emerges from the CX phase. This is further supported by the fact that our experiment at 11.7 GPa cannot totally exclude the coexistence of a weak CX phase with the superconducting state.

In various systems, the magnetic atoms carry local moments which do not order or only partly order at low temperature. It is the case in frustrated magnets³³ and in orbital selective Mott phases²⁶. Interestingly, in orbital selective Mott systems, the coexistence of an SC and a magnetic phase is not excluded. So local and ordered magnetic moments are two different parameters that are both important to measure. To probe the local magnetic moment on the Fe site, we performed XES at the Fe K_β emission line at the GALAXIES beamline of Synchrotron SOLEIL. The pressure was applied using a membrane-driven diamond-anvil cell (DAC) equipped with 1.7-mm-thick diamonds with 900 μm culets. BaFe₂Se₃ powder was loaded in a 300-μm hole of an Inox gasket, along with ruby chip for in situ pressure measurement and silicone oil as a pressure transmitting medium. We recorded the XES spectra as a function of pressure up to 14.7 GPa at room temperature (partially shown in Supplementary Note 5), knowing that the local moment of BaFe₂Se₃ does not change with temperature⁹. An integrated absolute difference (IAD) analysis was used to obtain the total local moment (S) on the Fe site by taking the FeS₂ spectrum as a reference of non-magnetic Fe ($S = 0$). The pressure dependence of S/S_0 is shown in Fig. 3 (right axis) where S_0 is the local moment at ambient pressure. We can see that in the *Pmn2₁/Pnma* phase (between 0 and 3 GPa), the local magnetic moment is roughly constant within the error bars. Above 3–4 GPa it undergoes a monotonous decrease up to 8 GPa. We evidence here the influence of the magnetic and structural transition on the local magnetic moment. Above 8 GPa, close to

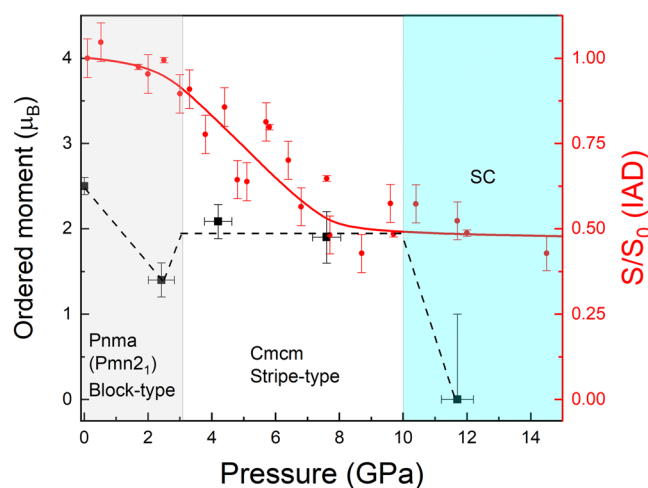


Fig. 3 Pressure dependence of ordered and local moments. Pressure dependence of ordered moment per Fe from powder neutron diffraction (PND) at 3 K (black squares, left scale). The error bars come from the uncertainty of the refinement. Local moment under pressure S versus local moment at ambient pressure S_0 (red circles, right scale) deduced from the x-ray emission spectroscopy (XES) by the integrated absolute difference (IAD) analysis at 300 K. The error bars are determined using the square root of the number of photons detected in the energy range 7042–7058 eV for each spectrum. The red solid and black dash lines are the guides for the eyes.

the SC border, the local moment roughly stabilizes at a non-zero value. The presence of a finite local moment in the SC dome has also been observed in reference⁹ showing in addition that the local moment only disappears above 30 GPa.

The pressure dependence of ordered moment extracted from the neutron patterns is shown in the same figure (Fig. 3, left axis). The curve has been built by considering that the S/S_0 value of the local moment at ambient pressure should correspond to the theoretical moment value ($4\mu_B$). As mentioned previously, the ordered moment at ambient pressure is well below the theoretical $4\mu_B$ expected value and decreases upon pressure in the $Pmn2_1/Pnma$ and block-like phase. In the $Cmcm$ phase, the amplitude of the ordered moment is closer to the local moment, suggesting that most of the moment participates in the magnetic ordering. Finally, in the SC region, it is striking that the absence of visible magnetic ordering comes along a finite local magnetic moment. This residual local magnetic moment remains available to produce magnetic fluctuations associated with the neighboring magnetic phase and potential precursor of the SC phase.

Conclusion

Our results evidence a modification of the magnetic order in $BaFe_2Se_3$ as a function of pressure. This modification is likely to be connected to the structural transition toward the $Cmcm$ structure as it occurs at the same critical pressure of 3–4 GPa. Under high pressure, $BaFe_2Se_3$ adopts the magnetic order of the parent $BaFe_2S_3$ compound: a magnetic structure characterized by a CX AFM phase with a propagation wave vector $\vec{k} = (\frac{1}{2}, 0, \frac{1}{2})$ and a FM order along the ladder's rung. The regular AFM order between successive Fe–Fe pairs along the ladder's legs indicated that the J_1 and J'_1 exchange couplings become similar, where J_1 and J'_1 are the two exchange interactions between the nearest-neighbor Fe atoms along the legs (Fig. 1d). This is not surprising because the $Cmcm$ symmetry above 3–4 GPa imposes identical Fe–Fe bonds and Se–Fe–Se angles along the legs of the ladder, and thus strictly identical J_1 and J'_1 . On the contrary, the $Pmn2_1$ symmetry of the structure at ambient pressure leads to different bonds' lengths and Se–Fe–Se angles and a variety of exchange couplings at the origin of the complex block-like magnetic order.

This CX magnetic order in $BaFe_2Se_3$ is the ground state in a large pressure range from 3 to 4 GPa to at least 7.7 GPa. While no evidence of such a phase in the SC phase (11.7 GPa) could be proven, it is difficult to exclude it completely because of the reduced sensitivity inherent to high-pressure experiments. Our results are supported by DFT calculations²⁸, predicting such order at high pressure. Despite a disagreement between measured and predicted critical pressure, this theoretical result attests to the proximity in energy of the CX magnetic phase to the point of becoming the ground state with sufficient pressure. Most interestingly, for the parent compound $BaFe_2S_3$, the very same CX magnetic order is the ground state at ambient pressure and persists until 10 GPa⁸, a pressure at which the superconductivity emerges. $BaFe_2X_3$ compounds with $X = S, Se$ are expected to present a very similar superconducting mechanism as their crystallographic and magnetic structures are quasi-identical close to the SC phase. In addition, an iso-electronic substitution at the Se site acts as a chemical pressure and should not strongly affect the mechanisms of stabilization of the various ground states within the phase diagram. The stabilization of the universal CX phase in pressurized Fe spin ladders is of great interest due to its closeness to the SC dome. We indeed showed here that the magnetic and SC phases are surely <2 GPa apart. Taking into account the state of the art from cuprates and in the current context of the discovery of superconductivity in U-based

ferromagnetic materials such as UGe_2 ³⁴ and $UCoGe$ ³⁵, one can foresee the importance of this phase's magnetic fluctuations in the SC mechanism of Fe spin ladders. In the $BaFe_2Se_3$ spin ladder, the presence of magnetic fluctuations is supported by the sudden drop of magnetic order combined with a non-zero local moment in the SC dome. Finally, we show here that these magnetic fluctuations, that are related to the universal stripe-like order at $\vec{k} = (1/2, 0, 1/2)$ are very involved in the SC mechanism in these spin ladders $BaFe_2X_3$ ($X = S, Se$). $\vec{k} = (\frac{1}{2}, 0, \frac{1}{2})$. Our experimental work will certainly open the way to new theories of Cooper pairing in the iron-based superconductors, simplified by the low dimensionality of the ladder geometry.

Methods

Synthesis. $BaFe_2Se_3$ single crystals were grown using a melt-growth method¹⁴. Small pieces of Ba (99.9%), powder of Fe (99.9%), and Se (99.999%) were weighed, and mixed with the nominal composition 123. The mixture is placed in a carbon crucible and then sealed in an evacuated quartz tube with a pressure of 300 mbar of Ar gas. The sample was heated at 1150 °C and melted for 24 h. The temperature was afterward lowered to 750 °C at a rate of 5 °C/h, then the furnace was cooled down to room temperature at 100 °C/h. A big polycrystal with a diameter of 10 mm was obtained. Then, the crystal was ground to powder for the diffraction measurements.

X-ray diffraction under pressure. The X-ray diffraction patterns of $BaFe_2Se_3$ at room temperature were collected on the high-pressure diffraction setup developed at LPS. The X-ray source was a Rigaku Mo rotating anode ($\lambda = 0.71 \text{ \AA}$) combined with a 2D MAR345 detector. The Diamond Anvil Cell (DAC) with diamonds of 1 mm diameter was equipped with a CuBe gasket of 70 μm thick. The sample chamber is 500 μm in diameter. The powder was loaded together with a ruby chip and Si oil transmitting medium (hydrostatic up to 10 GPa). The pressure was then measured using the standard ruby fluorescence technique.

Neutron experiment. Temperature dependence of powder neutron diffraction experiments at ambient pressure were carried out on a powder sample with a mass of 1 g, on the G4.1 diffractometer (Orphée-LLB, CEA-Saclay, France). The neutron wavelength was 2.426 \AA . For the refinement of the structure, we used the block models proposed in ref. 28.

The powder neutron experiments under pressure were performed on the D1B spectrometer at ILL³⁶. We used a Paris–Edinburgh pressure cell with a sample volume of about 50 mm³, and ethanol-methanol as the pressure-transmitting medium to obtain hydrostatic compression up to 12 GPa. Lead (Pb) was placed inside the anvil cell enabling pressure estimation at all pressures and temperatures using the Pb diffraction pattern combined with its equation of state. The calibration of the experimental parameters (zero, wavelength, u , v , w) was performed at ambient conditions with $Al_2Ca_3F_{14}Na_2$ powder. The pressure in the cell was determined by the lattice parameters of the lead after refinements. We first obtained $a_0(\text{Pb}) = 4.9398 \text{ \AA}$ at ambient temperature, indicating a pressure of 0.3 GPa. Then, the pressure was increased, followed by a cooling down to 3 K. Based on $a_0(\text{Pb})$ and the equation of state (EOS) of Pb, we get the pressure according to $a_0(\text{Pb})$ in each measurement³⁷.

The refinements for both the crystal and magnetic structures were performed by using FULLPROF suite³⁸.

X-ray emission spectroscopy. To probe the evolution of the local magnetic moment on the Fe site, we performed X-ray emission spectroscopy (XES) at the GALAXIES beamline³⁹ of Synchrotron SOLEIL. A DAC was used to increase the pressure. $BaFe_2Se_3$ pieces of crystals were loaded in a 150 μm hole of a CuBe gasket, along with ruby chips for in situ pressure measurement and silicone oil as a pressure-transmitting medium. XES were measured with the spectrometer in a transmission geometry using a 1 m radius spherically bent Ge(620) crystal analyzer and an avalanche photodiode detector arranged in the Rowland circle geometry. The total energy resolution at the Fe K_β line ($\approx 7057 \text{ eV}$) was 1.2 eV FWHM. The XES spectra were measured with 10 keV incident energy, above the K edge.

Data availability

The data that support the findings of this study are available from the authors on reasonable request, see author contributions for specific data sets. Besides, the neutron diffraction data under pressure are available at ILL database³⁶.

Received: 29 November 2021; Accepted: 27 June 2022;

Published online: 14 July 2022

References

- Hegger, H. et al. Pressure-Induced superconductivity in quasi-2D CeRhIn₅. *Phys. Rev. Lett.* **84**, 4986–4989 (2000).
- Knebel, G. et al. Field-reentrant superconductivity close to a metamagnetic transition in the heavy-fermion superconductor UTe₂. *J. Phys. Soc. Jpn.* **88**, 063707 (2019).
- Jérome, D., Mazaud, A., Ribault, M. & Bechgaard, K. Superconductivity in a synthetic organic conductor (TMTSF)₂PF₆. *J. Phys. Lett.* **41**, 95–98 (1980).
- Uemura, Y. Energy-scale phenomenology and pairing via resonant spin-charge motion in FeAs, CuO, heavy-fermion and other exotic superconductors. *Phys. B Condens. Matter* **404**, 3195–3201 (2009).
- Chen, H. et al. Coexistence of the spin-density wave and superconductivity in Ba_{1-x}K_xFe₂As₂. *EPL* **85**, 17006 (2009).
- Sanna, S., Allodi, G., Concas, G., Hillier, A. D. & Renzi, R. D. Nanoscopic coexistence of magnetism and superconductivity in YBa₂Cu₃O_{6+x} detected by muon spin rotation. *Phys. Rev. Lett.* **93**, 207001 (2004).
- Nickel, J. C., Duprat, R., Bourbonnais, C. & Dupuis, N. Triplet superconducting pairing and density-wave instabilities in organic conductors. *Phys. Rev. Lett.* **95**, 247001 (2005).
- Takahashi, H. et al. Pressure-induced superconductivity in the iron-based ladder material BaFe₂S₃. *Nat. Mater.* **14**, 1008 (2015).
- Ying, J., Lei, H., Petrovic, C., Xiao, Y. & Struzhkin, V. V. Interplay of magnetism and superconductivity in the compressed Fe-ladder compound BaFe₂S₃. *Phys. Rev. B* **95**, 241109 (2017).
- Hong, H. & Steinrück, H. The crystal chemistry of phases in the Ba–Fe–S and Se systems. *J. Solid State Chem.* **5**, 93–104 (1972).
- Zheng, W. et al. Room temperature polar structure and multiferroicity in BaFe₂Se₃. *Phys. Rev. B* **101**, 020101 (2020).
- Dong, S., Liu, J. M. & Dagotto, E. BaFe₂Se₃: a high T_C magnetic multiferroic with large ferrielectric polarization. *Phys. Rev. Lett.* **113**, 187204 (2014).
- Caron, J. M., Neilson, J. R., Miller, D. C., Llobet, A. & McQueen, T. M. Iron displacements and magnetoelastic coupling in the antiferromagnetic spin-ladder compound BaFe₂Se₃. *Phys. Rev. B* **84**, 180409 (2011).
- Lei, H., Ryu, H., Frenkel, A. I. & Petrovic, C. Anisotropy in BaFe₂S₃ single crystals with double chains of FeSe tetrahedra. *Phys. Rev. B* **84**, 214511 (2011).
- Nambu, Y. et al. Block magnetism coupled with local distortion in the iron-based spin-ladder compound BaFe₂S₃. *Phys. Rev. B* **85**, 064413 (2012).
- Gao, J. et al. The synthesis and magnetic properties of BaFe₂S₃ single crystals. *RSC Adv.* **7**, 30433–30438 (2017).
- Mourigal, M. et al. Block magnetic excitations in the orbitally selective Mott insulator BaFe₂Se₃. *Phys. Rev. Lett.* **115**, 047401 (2015).
- Saparov, B. et al. Spin glass and semiconducting behavior in one-dimensional BaFe₂Se₃ crystals. *Phys. Rev. B* **84**, 245132 (2011).
- Svitlyk, V. et al. Crystal structure of BaFe₂Se₃ as a function of temperature and pressure: phase transition phenomena and high-order expansion of Landau potential. *J. Phys. Condens. Matter* **25**, 315403 (2013).
- Sun, H. et al. Nonsuperconducting electronic ground state in pressurized BaFe₂S₃ and BaFe₂S_{2.5}Se_{0.5}. *Phys. Rev. B* **101**, 205129 (2020).
- Krzton-Maziopa, A. et al. The synthesis, and crystal and magnetic structure of the iron selenide BaFe₂Se₃ with possible superconductivity at $t_c = 11$ K. *J. Phys. Condens. Matter* **23**, 042201 (2011).
- Liu, X. et al. Structural, magnetic and dielectric properties of BaFe₂S₃ crystals. *EPL* **126**, 27005 (2019).
- Medvedev, M. V., Nekrasov, I. A. & Sadovskii, M. V. Electronic and magnetic structure of a possible iron based superconductor BaFe₂Se₃. *JETP Lett.* **95**, 33–37 (2012).
- Rincon, J., Moreo, A., Alvarez, G. & Dagotto, E. Exotic magnetic order in the orbital-selective Mott regime of multi-orbital systems. *Phys. Rev. Lett.* **112**, 106405 (2014).
- Lovesey, S. W., Khalyavin, D. D. & van der Laan, G. Neutron diffraction and the electronic properties of BaFe₂S₃. *Phys. Scr.* **91**, 015803 (2016).
- Herbrych, J. et al. Spin dynamics of the block orbital-selective Mott phase. *Nat. Commun.* **9**, 3736 (2018).
- Svitlyk, V. et al. High-pressure polymorphism of BaFe₂S₃. *J. Phys. Condens. Matter* **31**, 085401 (2019).
- Zhang, Y., Lin, L.-F., Zhang, J.-J., Dagotto, E. & Dong, S. Sequential structural and antiferromagnetic transitions in BaFe₂S₃ under pressure. *Phys. Rev. B* **97**, 045119 (2018).
- Wu, S. et al. Robust block magnetism in the spin ladder compound BaFe₂Se₃ under hydrostatic pressure. *Phys. Rev. B* **100**, 214511 (2019).
- Caron, J. M. et al. Orbital-selective magnetism in the spin-ladder iron selenides Ba_{1-x}K_xFe₂Se₃. *Phys. Rev. B* **85**, (2012).
- Materne, P. et al. Bandwidth controlled insulator–metal transition in bafe 2 3: a Mössbauer study under pressure. *Phys. Rev. B* **99**, 020505 (2019).
- Rueff, J.-P. et al. Pressure-induced high-spin to low-spin transition in fcs evidenced by x-ray emission spectroscopy. *Phys. Rev. Lett.* **82**, 3284–3287 (1999).
- Norman, M. R. Colloquium: Herbertsmithite and the search for the quantum spin liquid. *Rev. Mod. Phys.* **88**, 041002 (2016).
- Saxena, S. S. et al. Superconductivity on the border of itinerant-electron ferromagnetism in UGe₂. *Nature* **406**, 592 (2000).
- Aoki, D., Ishida, K. & Flouquet, J. Review of U-based ferromagnetic superconductors: comparison between UGe₂, URhGe, and UCoGe. *J. Phys. Soc. Jpn.* **88**, 022001 (2019).
- Zheng, W. G., Balédent, V., Colin, C. V. & Foury-Leykian, P. *Experimental Data: Study of the Competition Between Magnetism and Superconductivity in BaFe₂Se₃*. <https://doi.org/10.5291/ILL-DATA.CRG-2770> (2021), <https://doi.org/10.5291/ILL-DATA.5-31-2722> (2020), <https://doi.org/10.5291/ILL-DATA.5-31-2639> (Institut Laue-Langevin (ILL), 2019).
- Strässle, T., Klotz, S., Kunc, K., Pomjakushin, V. & White, J. Equation of state of lead from high-pressure neutron diffraction up to 8.9 GPa and its implication for the NaCl pressure scale. *Phys. Rev. B* **90**, 014101 (2014).
- Rodríguez-Carvajal, J. Recent advances in magnetic structure determination by neutron powder diffraction. *Phys. B Condens. Matter* **192**, 55–69 (1993).
- Rueff, J.-P. et al. The GALAXIES beamline at the SOLEIL synchrotron: inelastic X-ray scattering and photoelectron spectroscopy in the hard X-ray range. *J. Synchrotron Radiat.* **22**, 175–179 (2015).

Acknowledgements

We acknowledge M.B. Lepetit and M. Mostovoy for very fruitful discussions. We also thank SOLEIL for synchrotron beam time (Proposal 20200410) as well as Claude Payre, James Maurice, Sofien Djellit, Vivian Nassif, and Ines PUENTE ORENCH for the D1B experiment. Experiments at ILL were sponsored by the French Neutron Federation (2FDN). This work was financially supported by the ANR COCOM 20-CE30-0029 and supported by the CSC scholarship (No. 201806830111).

Author contributions

W.-G.Z., P.F.-L, V.B., C.V.C., J.-P.R. and F.D. performed the various experiments. W.-G.Z., V.B., P.F.-L. analyzed the data. D.C. and A.F. synthesized the sample.

Competing interests

The authors declare no competing interests.

Additional information

Supplementary information The online version contains supplementary material available at <https://doi.org/10.1038/s42005-022-00955-7>.

Correspondence and requests for materials should be addressed to Pascale Foury-Leykian.

Peer review information *Communications Physics* thanks Shan Wu and the other, anonymous, reviewer(s) for their contribution to the peer review of this work.

Reprints and permission information is available at <http://www.nature.com/reprints>

Publisher's note Springer Nature remains neutral with regard to jurisdictional claims in published maps and institutional affiliations.



Open Access This article is licensed under a Creative Commons Attribution 4.0 International License, which permits use, sharing, adaptation, distribution and reproduction in any medium or format, as long as you give appropriate credit to the original author(s) and the source, provide a link to the Creative Commons license, and indicate if changes were made. The images or other third party material in this article are included in the article's Creative Commons license, unless indicated otherwise in a credit line to the material. If material is not included in the article's Creative Commons license and your intended use is not permitted by statutory regulation or exceeds the permitted use, you will need to obtain permission directly from the copyright holder. To view a copy of this license, visit <http://creativecommons.org/licenses/by/4.0/>.

© The Author(s) 2022