



**HAL**  
open science

# LoRaLay: A Multilingual and Multimodal Dataset for Long Range and Layout-Aware Summarization

Laura Nguyen, Thomas Scialom, Benjamin Piwowarski, Jacopo Staiano

► **To cite this version:**

Laura Nguyen, Thomas Scialom, Benjamin Piwowarski, Jacopo Staiano. LoRaLay: A Multilingual and Multimodal Dataset for Long Range and Layout-Aware Summarization. The 17th Conference of the European Chapter of the Association for Computational Linguistics (EACL 2023), May 2023, Dubrovnik, Croatia. hal-03992015

**HAL Id: hal-03992015**

**<https://hal.science/hal-03992015v1>**

Submitted on 16 Feb 2023

**HAL** is a multi-disciplinary open access archive for the deposit and dissemination of scientific research documents, whether they are published or not. The documents may come from teaching and research institutions in France or abroad, or from public or private research centers.

L'archive ouverte pluridisciplinaire **HAL**, est destinée au dépôt et à la diffusion de documents scientifiques de niveau recherche, publiés ou non, émanant des établissements d'enseignement et de recherche français ou étrangers, des laboratoires publics ou privés.

# LoRaLay: A Multilingual and Multimodal Dataset for Long Range and Layout-Aware Summarization

Laura Nguyen<sup>1,3</sup> Thomas Scialom<sup>2\*</sup> Benjamin Piwowarski<sup>3</sup> Jacopo Staiano<sup>4\*</sup>

<sup>1</sup>reciTAL, Paris, France <sup>2</sup>Meta AI, Paris, France

<sup>3</sup>Sorbonne Université, CNRS, ISIR, F-75005 Paris, France

<sup>4</sup>University of Trento, Italy

laura@recital.ai tscialom@fb.com  
benjamin.piwowarski@cnrs.fr jacopo.staiano@unitn.it

## Abstract

Text Summarization is a popular task and an active area of research for the Natural Language Processing community. It requires accounting for long input texts, a characteristic which poses computational challenges for neural models. Moreover, real-world documents come in a variety of complex, visually-rich, layouts. This information is of great relevance, whether to highlight salient content or to encode long-range interactions between textual passages. Yet, all publicly available summarization datasets only provide plain text content. To facilitate research on how to exploit visual/layout information to better capture long-range dependencies in summarization models, we present *LoRaLay*, a collection of datasets for long-range summarization with accompanying visual/layout information. We extend existing and popular English datasets (arXiv and PubMed) with visual/layout information and propose four novel datasets – consistently built from scholar resources – covering French, Spanish, Portuguese, and Korean languages. Further, we propose new baselines merging layout-aware and long-range models – two orthogonal approaches – and obtain state-of-the-art results, showing the importance of combining both lines of research.

## 1 Introduction

Deep learning techniques have enabled remarkable progress in Natural Language Processing (NLP) in recent years (Devlin et al., 2018; Raffel et al., 2019; Brown et al., 2020). However, the majority of models, benchmarks, and tasks have been designed for unimodal approaches, i.e. focusing exclusively on a single source of information, namely plain text. While it can be argued that for specific NLP tasks, such as textual entailment or machine translation, plain text is all that is needed, there exist several tasks for which disregarding the visual appearance of text is clearly sub-optimal: in

a real-world context (business documentation, scientific articles, etc.), text does not naturally come as a sequence of characters, but is rather displayed in a bi-dimensional space containing rich visual information. The layout of e.g. this very paper provides valuable semantics to the reader: in which section are we right now? At the blink of an eye, this information is readily accessible via the salient section title (formatted differently and placed to highlight its role) preceding these words. Just to emphasize this point, *imagine having to scroll this content in plain text to access such information*.

In the last couple of years, the research community has shown a growing interest in addressing these limitations. Several approaches have been proposed to deal with visually-rich documents and integrate layout information into language models, with direct applications to Document Understanding tasks. Joint multi-modal pretraining (Xu et al., 2021; Powalski et al., 2021; Appalaraju et al., 2021) has been key to reach state-of-the-art performance on several benchmarks (Jaume et al., 2019; Graliński et al., 2020; Mathew et al., 2021). Nonetheless, a remaining limitation is that these (transformer-based) approaches are not suitable for processing long documents, the quadratic complexity of self-attention constraining their use to short sequences. Such models are hence unable to encode global context (e.g. long-range dependencies among text blocks).

Focusing on compressing the most relevant information from long texts to short summaries, the Text Summarization task naturally lends itself to benefit from such global context. Notice that, in practice, the limitations linked to sequence length are also amplified by the lack of visual/layout information in the existing datasets. Therefore, in this work, we aim at spurring further research on how to incorporate multimodal information to better capture long-range dependencies.

Our contributions can be summarized as follows:

\*Work partially done while at reciTAL.

- We extend two popular datasets for long-range summarization, arXiv and PubMed (Cohan et al., 2018), by including visual and layout information – thus allowing direct comparison with previous works;
- We release 4 additional layout-aware summarization datasets (128K documents), covering French, Spanish, Portuguese, and Korean languages;
- We provide baselines including adapted architectures for multi-modal long-range summarization, and report results showing that (1) performance is far from being optimal; and (2) layout provides valuable information.

All the datasets are available on HuggingFace.<sup>1</sup>

## 2 Related Work

### 2.1 Layout/Visually-rich Datasets

Document Understanding covers problems that involve reading and interpreting visually-rich documents (in contrast to plain texts), requiring comprehending the conveyed multimodal information. Hence, several tasks with a central layout aspect have been proposed by the document understanding community. *Key Information Extraction* tasks consist in extracting the values of a given set of keys, e.g., the *total amount* in a receipt or the *date* in a form. In such tasks, documents have a layout structure that is crucial for their interpretation. Notable datasets include FUNSD (Jaume et al., 2019) for form understanding in scanned documents, and SROIE (Huang et al., 2019), as well as CORD (Park et al., 2019), for information extraction from receipts. Graliński et al. (2020) elicit progress on deeper and more complex Key Information Extraction by introducing the Kleister datasets, a collection of business documents with varying lengths, released as PDF files. However, the documents in Kleister often contain single-column layouts, which are simpler than the various multi-column layouts considered in LoRaLay. *Document VQA* is another popular document understanding task that requires processing multimodal information (e.g., text, layout, font style, images) conveyed by a document to be able to answer questions about a

visually rich document (e.g., *What is the date given at the top left of the form?*, *Whose picture is given in this figure?*). The DocVQA dataset (Mathew et al., 2021) and InfographicsVQA (Mathew et al., 2022) are commonly-used VQA datasets that respectively provide industry documents and infographic images, encouraging research on understanding documents with complex interplay of text, layout and graphical elements. Finally, to foster research on visually-rich document understanding, Borchmann et al. (2021) introduce the Document Understanding Evaluation (DUE) benchmark, a unified benchmark for end-to-end document understanding, created by combining several datasets. DUE includes several available and transformed datasets for VQA, Key Information Extraction and Machine Reading Comprehension tasks.

### 2.2 Existing Summarization Datasets

Several large-scale summarization datasets have been proposed to boost research on text summarization systems. Hermann et al. (2015) proposed the CNN/DailyMail dataset, a collection of English articles extracted from the CNN and The Daily Mail portals. Each news article is associated with multi-sentence highlights which serve as reference summaries. Scialom et al. (2020) bridge the gap between English and non-English resources for text summarization by introducing MLSum, a large-scale multilingual summarization corpus providing news articles written in French, German, Spanish, Turkish and Russian. Going toward more challenging scenarios involving significantly longer documents, the arXiv and PubMed datasets (Cohan et al., 2018) consist of scientific articles collected from academic repositories, wherein the paper abstracts are used as summaries. To encourage a shift towards building more abstractive summarization models with global content understanding, Sharma et al. (2019) introduce BIGPATENT, a large-scale dataset made of U.S. patent filings. Here, invention descriptions serve as reference summaries.

The vast majority of summarization datasets only deal with plain text documents. As opposed to other Document Understanding tasks (e.g., form understanding, visual QA) in which the placement of text on the page and/or visual components are the main source of information needed to find the desired data (Borchmann et al., 2021), text plays a predominant role in document summarization. However, guidelines for summarizing texts – espe-

<sup>1</sup><https://hf.co/datasets/nlaura/arxivlay-summarization>,  
<https://hf.co/datasets/nlaura/pubmedlay-summarization>,  
<https://hf.co/datasets/nlaura/hal-summarization>,  
<https://hf.co/datasets/nlaura/scielo-summarization>,  
<https://hf.co/datasets/nlaura/koreascience-summarization>

cially long ones – often recommend roughly previewing them to break them down into their major sections (Toprak and Almacioğlu, 2009; Luo et al., 2019). This suggests that NLP systems might leverage multimodal information in documents. Miculicich and Han (2022) propose a two-stage method which detects text segments and incorporates this information in an extractive summarization model. Cao and Wang (2022) collect a new dataset for long and structure-aware document summarization, consisting of 21k documents written in English and extracted from WikiProject Biography.

Although not all documents are explicitly organized into clearly defined sections, the great majority contains layout and visual clues (e.g., a physical organization into paragraphs, bigger headings/subheadings) which help structure their textual contents and facilitate reading. Thus, we argue that layout is crucial to summarize long documents. We propose a corpus of more than 345K long documents with layout information. Furthermore, to address the need for multilingual training data (Chi et al., 2020), we include not only English documents, but also French, Spanish, Portuguese and Korean ones.

### 3 Datasets Construction

Inspired by the way the arXiv and PubMed datasets were built (Cohan et al., 2018), we construct our corpus from research papers, with abstracts as ground-truth summaries. As the PDF format allows simultaneous access to textual, visual and layout information, we collect PDF files to construct our datasets, and provide their URLs.<sup>2</sup>

For each language, we select a repository that contains a high number of academic articles (in the order of hundreds of thousands) and provides easy access to abstracts. More precisely, we chose the following repositories:

- Archives Ouverte HAL (French),<sup>3</sup> an open archive of scholarly documents from all academic fields. As HAL is primarily directed towards French academics, a great proportion of articles are written in French;
- SciELO (Spanish and Portuguese),<sup>4</sup> an open access database of academic articles published in journal collections from Latin America,

<sup>2</sup>We make the corpus-construction code publicly available at <https://github.com/recitalAI/loralay-datasets>.

<sup>3</sup><https://hal.archives-ouvertes.fr/>

<sup>4</sup><https://www.scielo.org/>

Iberian Peninsula and South Africa, and covering a broad range of topics (e.g. agricultural sciences, engineering, health sciences, letters and arts). Languages include English, Spanish, and Portuguese.

- KoreaScience (Korean),<sup>5</sup> an open archive of Korean scholarly publications in the fields of natural sciences, life sciences, engineering, and humanities and social sciences. Articles are written in English or Korean.

Further, we provide enhanced versions of the arXiv and PubMed datasets, respectively denoted as arXiv-Lay and PubMed-Lay, for which layout information is provided.

#### 3.1 Collecting the Data

**Extended Datasets** The arXiv and PubMed datasets (Cohan et al., 2018) contain long scientific research papers extracted from the arXiv and PubMed repositories. We augment them by providing their PDFs, allowing access to layout and visual information. As the abstracts contained in the original datasets are all lowercased, we do not reuse them, but rather extract the raw abstracts using the corresponding APIs.

Note that we were unable to retrieve all the original documents. For the most part, we failed to retrieve the corresponding abstracts, as they did not necessarily match the ones contained in the PDF files (due to e.g. PDF-parsing errors). We also found that some PDF files were unavailable, while others were corrupted or scanned documents.<sup>6</sup> In total, about 39% (35%) of the original documents in arXiv (PubMed) were lost.

**arXiv-Lay** The original arXiv dataset (Cohan et al., 2018) was constructed by converting the  $\text{\LaTeX}$  files to plain text. To be consistent with the other datasets – for which  $\text{\LaTeX}$  files are not available – we instead use the PDF files to extract both text and layout elements. For each document contained in the original dataset, we fetch (when possible) the corresponding PDF file using Google Cloud Storage buckets. As opposed to the original procedure, we do not remove tables nor discard sections that follow the conclusion. We retrieve the corresponding abstracts from a metadata file provided by Kaggle.<sup>7</sup>

<sup>5</sup><http://www.koreascience.or.kr>

<sup>6</sup>For more details on this, see Section A.1 in the Appendix.

<sup>7</sup><https://www.kaggle.com/Cornell-University/arxiv>

**PubMed-Lay** For PubMed, we use the PMC OAI Service<sup>8</sup> to retrieve abstracts and PDF files.

**HAL** We use the HAL API<sup>9</sup> to download research papers written in French. To avoid excessively long (e.g. theses) or short (e.g. posters) documents, extraction is restricted to journal and conference papers.

**SciELO** Using Scrapy,<sup>10</sup> we crawl the following SciELO collections: Ecuador, Colombia, Paraguay, Uruguay, Bolivia, Peru, Portugal, Spain and Brazil. We download documents written either in Spanish or Portuguese, according to the metadata, obtaining two distinct datasets: SciELO-ES (Spanish) and SciELO-PT (Portuguese).

**KoreaScience** Similarly, we scrape the KoreaScience website to extract research papers. We limit search results to documents whose publishers' names contain the word *Korean*. This rule was designed after sampling documents in the repository, and is the simplest way to get a good proportion of papers written in Korean.<sup>11</sup> Further, search is restricted to papers published between 2012 and 2021, as recent publications are more likely to have digital-born, searchable PDFs. Finally, we download the PDF files of documents that contain an abstract written in Korean.

### 3.2 Data Pre-processing

For each corpus, we use the 95th percentile of the page distribution as an upper bound to filter out documents with too many pages, while the 5th (1st for HAL and SciELO) percentile of the summary length distribution is used as a minimum threshold to remove documents whose abstracts are too short. As our baselines do not consider visual information, we only extract text and layout from the PDF files. Layout is incorporated by providing the spatial position of each word in a document page image, represented by its bounding box  $(x_0, y_0, x_1, y_1)$ , where  $(x_0, y_0)$  and  $(x_1, y_1)$  respectively denote the coordinates of the top-left and bottom-right corners. Using the PDF rendering library Poppler<sup>12</sup>, text and word bounding boxes are extracted from each PDF, and the sequence order is recovered based on heuristics around the document layout (e.g., tables, columns). Abstracts are then

removed by searching for exact matches; when no exact match is found, we use `fuzzysearch`<sup>13</sup> and `regex`<sup>14</sup> to find near matches.<sup>15</sup> For the non-English datasets, documents might contain several abstracts, written in different languages. To avoid information leakage, we retrieve the abstract of each document in every language available – according to the API for HAL or the websites for SciELO and KoreaScience – and remove them using the same strategy as for the main language. In the case an abstract cannot be found, we discard the document to prevent any unforeseen leakage. The dataset construction process is illustrated in Section A in the Appendix.

### 3.3 Datasets Statistics

The statistics of our proposed datasets, along with those computed on existing summarization datasets of long documents (Cohan et al., 2018; Sharma et al., 2019) are reported in Table 1. We see that document lengths are comparable or greater than for the arXiv, PubMed and BigPatent datasets.

For arXiv-Lay and PubMed-Lay, we retain the original train/validation/splits and try to reconstruct them as faithfully to the originals as possible. For the new datasets, we order documents based on their publication dates and provide splits following a chronological ordering. For HAL and KoreaScience, we retain 3% of the articles as validation data, 3% as test, and the remaining as training data. To match the number of validation/test documents in HAL and KoreaScience, we split the data into 90% for training, 5% for validation and 5% for test, for both SciELO datasets.

## 4 Experiments

### 4.1 Models

For reproducibility purposes, we make the models' implementation, along with the fine-tuning and evaluation scripts, publicly available.<sup>16</sup>

We do not explore the use of visual information in long document summarization, as the focus is on evaluating baseline performance using state-of-the-art summarization models augmented with layout information. While visual features might provide a better understanding of structures such as tables and figures, we do not expect substantial gains with

<sup>8</sup><https://www.ncbi.nlm.nih.gov/pmc/tools/oai/>

<sup>9</sup><https://api.archives-ouvertes.fr/docs/search>

<sup>10</sup><https://scrapy.org/>

<sup>11</sup>For further details, see Section A.2 in the Appendix.

<sup>12</sup><https://poppler.freedesktop.org/>

<sup>13</sup><https://pypi.org/project/fuzzysearch/>

<sup>14</sup><https://pypi.org/project/regex/>

<sup>15</sup>We use a maximum Levenshtein distance of 20 with `fuzzysearch`, and a maximum number of errors of 3 with `regex`.

<sup>16</sup><https://github.com/recitalAI/loralay-modeling>

Dataset	# Docs	Mean Article Length	Mean Summary Length
arXiv (Cohan et al., 2018)	215,913	3,016	203
PubMed (Cohan et al., 2018)	133,215	4,938	220
BigPatent (Sharma et al., 2019)	1,341,362	3,572	117
arXiv-Lay	130,919	7,084	125
PubMed-Lay	86,668	4,038	144
HAL	46,148	4,543	134
SciELO-ES	23,170	4,977	172
SciELO-PT	21,563	6,853	162
KoreaScience	37,498	3,192	95

Table 1: Datasets statistics. Article and summary lengths are computed in words. For KoreaScience, words are obtained via white-space tokenization. Difference between arXiv and arXiv-Lay is due to the fact that we retain the whole document, while Cohan et al. (2018) truncate it after the conclusion.

respect to layout-aware models. Indeed, the information provided in figures (i.e., information that cannot be captured by layout or text) are commonly described in the caption or related paragraphs.

**Text-only models with standard input size** We use Pegasus (Zhang et al., 2020) as a text-only baseline for arXiv-Lay and PubMed-Lay. Pegasus is an encoder-decoder model pre-trained using gap-sentences generation, making it a state-of-the-art model for abstractive summarization. For the non-English datasets, we rely on a finetuned MBART as our baseline. MBART (Liu et al., 2020) is a multi-lingual sequence-to-sequence model pretrained on large-scale monolingual corpora in many languages using the BART objective (Lewis et al., 2019). We use its extension, MBART-50 (Tang et al., 2020),<sup>17</sup> which is created from the original MBART by extending its embeddings layers and pre-training it on a total of 50 languages. Both Pegasus and MBART are limited to a maximum sequence length of 1,024 tokens, which is well below the median length of each dataset.

#### Layout-aware models with standard input size

We introduce layout-aware extensions of Pegasus and MBART, respectively denoted as Pegasus+Layout and MBART+Layout. Following LayoutLM (Xu et al., 2020), which is state-of-the-art on several document understanding tasks (Jaume et al., 2019; Huang et al., 2019; Harley et al., 2015), each token bounding box coordinates  $(x_0, y_0, x_1, y_1)$  is normalized into an integer in the range  $[0, 1000]$ . Spatial positions are encoded using four embedding tables, namely two for the coordinate axes ( $x$  and  $y$ ), and the other two for the

bounding box size (width and height). The layout representation of a token is formed by summing the resulting embedding representations. The final representation of a token is then obtained through point-wise summation of its textual, 1D-positional and layout embeddings.

**Long-range, text-only models** To process longer sequences, we leverage BigBird (Zaheer et al., 2020), a sparse-attention based Transformer which reduces the quadratic dependency to a linear one. For arXiv-Lay and PubMed-Lay, we initialize BigBird from Pegasus (Zaheer et al., 2020) and for the non-English datasets, we use the weights of MBART. The resulting models are referred to as BigBird-Pegasus and BigBird-MBART. For both models, BigBird sparse attention is used only in the encoder. Both models can handle up to 4,096 inputs tokens, which is greater than the median length in PubMed-Lay, HAL and KoreaScience.

**Long-range, layout-aware models** We also include layout information in long-range text-only models. Similarly to layout-aware models with standard input size, we integrate layout information into our long-range models by encoding each token’s spatial position in the page. The resulting models are denoted as BigBird-Pegasus+Layout and BigBird-MBART+Layout.

**Additional State-of-the-Art Baselines** We further consider additional state-of-the-art baselines for summarization: i) the text-only T5 (Raffel et al., 2019) with standard input size, ii) the long-range Longformer-Encoder-Decoder (LED) (Beltagy et al., 2020), and iii) the layout-aware, long-range LED+Layout, which we implement similarly to the previous layout-aware models.

## 4.2 Implementation Details

We initialize our Pegasus-based and MBART-based models with, respectively, the google/pegasus-large and facebook/mbart-large-50 checkpoints shared through the Hugging Face Model Hub. As for T5 and LED, we use the weights from t5-base and allenai/led-base-16384, respectively.<sup>18</sup>

Following Zhang et al. (2020) and Zaheer et al. (2020), we fine-tune our models up to 74k (100k) steps on arXiv-Lay (PubMed-Lay). On HAL, the total number of steps is set to 100k, while it is de-

<sup>17</sup>For the sake of clarity, we refer to MBART-50 as MBART.

<sup>18</sup>The large versions of T5 and LED did not fit into GPU due to their size.

Dataset	Instances			Input Length		Output Length	
	Train	Dev	Test	Median	90%-ile	Median	90%-ile
arXiv (Cohan et al., 2018)	203,037	6,436	6,440	6,151	14,405	171	352
PubMed (Cohan et al., 2018)	119,924	6,633	6,658	2,715	6,101	212	318
arXiv-Lay	122,189	4,374	4,356	6,225	12,541	150	249
PubMed-Lay	78,234	4,084	4,350	3,761	7,109	182	296
HAL	43,379	1,384	1,385	4,074	8,761	179	351
SciELO-ES	20,853	1,158	1,159	4,859	8,519	226	382
SciELO-PT	19,407	1,078	1,078	6,090	9,655	239	374
KoreaScience	35,248	1,125	1,125	2,916	5,094	219	340

Table 2: Datasets splits and statistics. Input and output lengths are computed in tokens, obtained using Pegasus and MBART-50’s tokenizers for the English and non-English datasets, respectively.

creased to 50k for the other non-English datasets.<sup>19</sup> For each model, we select the checkpoint with the best validation loss. For Pegasus and MBART models, inputs are truncated at 1,024 tokens. For BigBird-Pegasus models, we follow Zaheer et al. (2020) and set the maximum input length at 3,072 tokens. As the median input length is much greater in almost every non-English dataset, we increase the maximum input length to 4,096 tokens for BigBird-MBART models. Output length is restricted to 256 tokens for all models, which is enough to fully capture at least 50% of the summaries in each dataset.

For evaluation, we use beam search and report a single run for each model and dataset. Following Zhang et al. (2020); Zaheer et al. (2020), we set the number of beams to 8 for Pegasus-based models, and 5 for BigBird-Pegasus-based models. For the non-English datasets, we set it to 5 for all models, for fair comparison. For all experiments, we use a length penalty of 0.8. For more implementation details, see Section B.1 in the Appendix.

## 5 Results and Discussion

### 5.1 General Results

In Table 3, we report the ROUGE-L scores obtained on arXiv and PubMed datasets (reported by Zaheer et al. (2020)), as well as on the corresponding layout-augmented counterparts we release.<sup>20</sup> On arXiv-Lay and PubMed-Lay, we observe that, while the addition of layout to Pegasus does not improve the ROUGE-L scores, there are gains in integrating layout information into BigBird-Pegasus. To assess whether these gains are significant, we perform significance analysis at the 0.05 level using bootstrap, and estimate a ROUGE-L thresh-

old that predicts when improvements are significant. ROUGE-L improvements between each pair of models are reported in Table 11 in the appendix. On arXiv-Lay, we compute a threshold of 1.48 ROUGE-L, showing that BigBird-Pegasus+Layout significantly outperforms all Pegasus-based models. In particular, we find a 1.56 ROUGE-L improvement between BigBird-Pegasus and its layout-augmented counterpart, demonstrating that the addition of layout to long-range modeling significantly improves summarization. On PubMed-Lay, we compute a threshold of 1.77. Hence, the 0.96 ROUGE-L improvement from BigBird-Pegasus to its layout-augmented counterpart is not significant. However, the variance in font sizes in PubMed-Lay is much smaller compared to arXiv-Lay (see Table 12 in the appendix), reflecting an overall more simplistic layout. Therefore, we argue that layout integration has a lesser impact in PubMed-Lay, which can explain the non-significance of results. In addition, we find that BigBird-Pegasus significantly outperforms Pegasus and Pegasus+Layout only when augmented with layout, with an improvement of, respectively, 2.3 and 2.2 points. This demonstrates the importance of combining layout and long-range modeling.

While T5 and LED obtain competitive results, we find that the gain in adding layout to LED is minor. However, the models we consider have all been pre-trained only on plain text. As a result, the layout representations are learnt from scratch during fine-tuning. Similarly to us, Borchmann et al. (2021) show that their layout-augmented T5 does not necessarily improve the scores, and that performance is significantly enhanced only when the model has been pre-trained on layout-rich data.

Further, we observe, for both Pegasus and BigBird-Pegasus, a drop in performance w.r.t. the scores obtained on the original datasets. This can be explained by two factors. First, our extended

<sup>19</sup>We tested different values for the number of steps (10k, 25k, 50k, 100k) and chose the one that gave the best validation scores for MBART.

<sup>20</sup>For detailed results, please refer to Section C.1 in the Appendix.

Model	# Params	arXiv/ arXiv-Lay	PubMed/ PubMed-Lay
Pegasus (Zhang et al., 2020)	568M	38.83	41.34
BigBird-Pegasus (Zaheer et al., 2020)	576M	41.77	42.33
T5 (Raffel et al., 2019)	223M	37.90	39.23
LED (Beltagy et al., 2020)	161M	40.74	41.54
LED+Layout	165M	40.96	41.83
Pegasus	568M	39.07	39.75
Pegasus+Layout	572M	39.25	39.85
BigBird-Pegasus	576M	39.59	41.09
BigBird-Pegasus+Layout	581M	<b>41.15</b>	<b>42.05</b>

Table 3: ROUGE-L scores on arXiv-Lay and PubMed-Lay. Reported results obtained by Pegasus and BigBird-Pegasus on the original arXiv and PubMed are reported with a gray background. The best results obtained on arXiv-Lay and PubMed-Lay are denoted in bold.

Model	# Params	HAL (fr)	SciELO-ES (es)	SciELO-PT (pt)	KoreaScience (ko)
MBART	610M	42.00	36.55	36.42	16.94
MBART+Layout	615M	41.67	37.47	34.37	14.98
BigBird-MBART	617M	45.04	37.76	39.63	18.55
BigBird-MBART+Layout	621M	<b>45.20</b>	<b>40.71</b>	<b>40.51</b>	<b>19.95</b>

Table 4: ROUGE-L scores on the non-English datasets. The best results for each dataset are reported in bold.

Dataset	Train	Validation	Test
HAL (fr)	90.72	90.54	85.84
SciELO-ES (es)	84.86	84.28	84.90
SciELO-PT (pt)	90.95	90.58	91.96
KoreaScience (ko)	73.53	70.26	68.78

Table 5: Percent confidence obtained for the main language, for each dataset split.

datasets contain less training data due to the inability to process all original documents. Secondly, the settings are different: while the original arXiv and PubMed datasets contain clear discourse information (e.g., each section is delimited by markers) obtained from  $\LaTeX$  files, documents in our extended versions are built by parsing raw PDF files. Therefore, the task is more challenging for text-only baselines, as they have no access to the discourse structure of documents, which further underlines the importance of taking the structural information, brought by visual cues, into account.

Table 4 presents the ROUGE-L scores reported on the non-English datasets. On HAL, we note that BigBird-MBART does not benefit from layout. After investigation, we hypothesize that this is due to the larger presence of single-column and simple layouts, which makes layout integration less needed. On both SciELO datasets, we notice that combining layout with long-range modeling brings substantial improvements over MBART. Fur-

ther, we find that the plain-text BigBird models do not improve over the layout-aware Pegasus and MBART on arXiv-Lay and SciELO-ES, demonstrating that simply capturing more context does not always suffice. Regarding performance on KoreaScience, we can see a significant drop in performance for every model w.r.t the other non-English datasets. At first glance, we notice a high amount of English segments (e.g., tables, figure captions, scientific concepts) in documents in KoreaScience. To investigate this, we use the `cld2` library<sup>21</sup> to detect the language in each non-English document. We consider the percent confidence of the top-1 matching language as an indicator of the presence of the main language (i.e., French, Spanish, Portuguese or Korean) in a document, and average the results to obtain a score for the whole dataset. Table 5 reports the average percent confidence obtained on each split, for each dataset. We find that the percentage of text written in the main language in KoreaScience (i.e., Korean) is smaller than in other datasets. As the MBART-based models expect only one language in a document (the information is encoded using a special token), we claim the strong presence of non-Korean segments in KoreaScience causes them to suffer from interference problems. Therefore, we highlight that KoreaScience is a more challenging dataset, and

<sup>21</sup><https://github.com/GregBowyer/cld2-cffi>



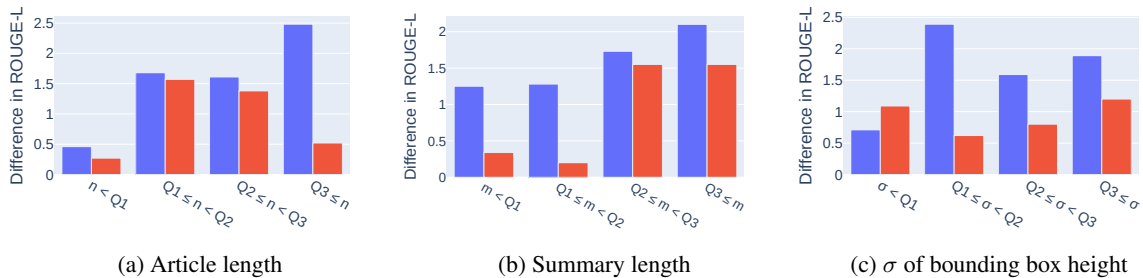


Figure 1: Benefit of using layout on arXiv-Lay (blue) and PubMed-Lay (red), defined as the difference in ROUGE-L scores between BigBird-Pegasus+Layout and BigBird-Pegasus. For each dataset, quartiles are calculated from the distributions of article lengths (a), summary lengths (b) and variance in the height of the bounding boxes (c). ROUGE-L scores are then computed per quartile range, and averaged over each range.

we hope our work will boost research on better long-range, multimodal *and* multilingual models.

Overall, results show a clear benefit of integrating layout information for long document summarization.

## 5.2 Human Evaluation

Metric	BigBird	BigBird+Layout
Precision %	35.15 (0.81)	37.51 (0.70)
Recall %	28.07 (0.73)	33.59 (0.86)
Coherence	3.80 (0.38)	3.75 (0.62)
Fluency	4.48 (0.03)	4.34 (0.16)
Overlap %	8.77 (0.24)	7.49 (0.36)
Flow %	30.75 (0.68)	33.02 (0.71)

Table 6: Average human judgement scores obtained by comparing gold-truth abstracts and summaries generated by BigBird and BigBird+Layout from 50 documents sampled from arXiv-Lay and HAL. Inter-rater agreement is computed using Krippendorff’s alpha coefficient, and enclosed between parentheses.

To gain more insight into the effect of document layout for summarizing long textual content, we conduct a human evaluation of summaries generated by BigBird-Pegasus/BigBird-MBART and their layout-aware counterparts. We choose the BigBird-based models over the LED ones, as the gain in augmenting BigBird with layout is much more apparent. We evenly sample 50 documents from arXiv-Lay and HAL test sets, filtering documents by their topics (computer science) to match the judgment capabilities of the three human annotators. We design an evaluation interface (see Section C.2 in the appendix). For each sentence  $s_i$  in the generated summary, we ask the annotators to highlight the relevant tokens in  $s_i$ , along with the equivalent parts in the ground-truth abstract (de-

noted  $h_i$ ). Further, we ask them to rate the summary in terms of coherence and fluency, on a scale of 0 to 5, following the DUC quality guidelines (Dang, 2005). Finally, annotators are asked to penalize summaries with hallucinated facts. The highlighting process allows us to compute precision and recall as the percentage of highlighted information in the generated summary and the ground-truth abstract, respectively. Moreover, we can compute an overlap ratio as the percentage of highlighted information that appears several times in the generated summary. Lastly, we calculate a flow percentage that evaluates how well the order of the ground-truth information is preserved by computing the percentage of times where the highlighted text  $h_i$  in the gold summary for one generated sentence  $s_i$  follows the highlighted text  $h_{i-1}$  for the previous sentence  $s_{i-1}$  (i.e. where any token from  $h_i$  occurs after a token in  $h_{i-1}$ ). Table 6 reports the scores for each metric and model, averaged over all 50 documents, along with inter-rater agreements, computed using Krippendorff’s alpha coefficient. We find that adding layout to the models significantly improves precision and recall, results in less overlap (repetition), and is more in line with the ground truth order. Further, annotators did not encounter any hallucinated fact in the 50 generated summaries. To conclude, reported results show that human annotators strongly agree that adding layout generates better summaries, further validating our claim that layout provides vital information for summarization tasks.

## 5.3 Case Studies

To have a better understanding of the previous results, we focus on uncovering the cases in which layout is most helpful. To this end, we identify fea-

tures that relate to the necessity of having layout: 1) article length, as longer texts are intuitively easier to understand with layout, 2) summary length, as longer summaries are likely to cover more salient information, and 3) variance in font sizes (using the height of the bounding boxes), and, as such, the complexity of the layout. The benefit of using layout is measured as the difference in ROUGE-L scores between BigBird-Pegasus+Layout and its purely textual counterpart, on arXiv-Lay and PubMed-Lay. We compute quartiles from the distributions of article lengths, ground-truth summary lengths, and variance in the height of bounding boxes.<sup>22</sup> Based on the aforementioned factors, the scores obtained by each model are then grouped by quartile range, and averaged over each range, see Figure 1. On arXiv-Lay, we find that layout brings most improvement when dealing with the 25% longest documents and summaries, while, for both datasets, layout is least beneficial for the shortest documents and summaries. These results corroborate our claim that layout can bring important information about long-range context. Concerning the third factor, we see, on PubMed-Lay, that layout is most helpful for documents that have the widest ranges of font sizes, showcasing the advantage of using layout to capture salient information.

## 6 Conclusion

We have presented LoRaLay, a set of large-scale datasets for long-range and layout-aware text summarization. LoRaLay provides the research community with 4 novel multimodal corpora covering French, Spanish, Portuguese, and Korean languages, built from scientific articles. Furthermore, it includes additional layout and visual information for existing long-range summarization datasets (arXiv and PubMed). We provide adapted architectures merging layout-aware and long-range models, and show the importance of layout information in capturing long-range dependencies.

## 7 Limitations

The proposed corpus is limited to a single domain, that of scientific literature. Such limitation arguably extends to the layout diversity of documents. In terms of risks, we acknowledge the presence of Personally Identifiable Information such as author names and affiliations; nonetheless, such informa-

tion is already voluntarily made public by the authors themselves.

## 8 Acknowledgements

We thank the reviewers for their insightful comments. This work is supported by the Association Nationale de la Recherche et de la Technologie (ANRT) under CIFRE grant N2020/0916. It was partially performed using HPC resources from GENCI-IDRIS (Grant 2021-AD011011841).

## References

- Srikar Appalaraju, Bhavan Jasani, Bhargava Urala Kota, Yusheng Xie, and R Manmatha. 2021. Docformer: End-to-end transformer for document understanding. *arXiv preprint arXiv:2106.11539*.
- Iz Beltagy, Matthew E Peters, and Arman Cohan. 2020. Longformer: The long-document transformer. *arXiv preprint arXiv:2004.05150*.
- Łukasz Borchmann, Michał Pietruszka, Tomasz Stanislawek, Dawid Jurkiewicz, Michał Turski, Karolina Szyndler, and Filip Graliński. 2021. Due: End-to-end document understanding benchmark. In *Thirty-fifth Conference on Neural Information Processing Systems Datasets and Benchmarks Track (Round 2)*.
- Tom Brown, Benjamin Mann, Nick Ryder, Melanie Subbiah, Jared D Kaplan, Prafulla Dhariwal, Arvind Neelakantan, Pranav Shyam, Girish Sastry, Amanda Askell, et al. 2020. Language models are few-shot learners. *Advances in neural information processing systems*, 33:1877–1901.
- Shuyang Cao and Lu Wang. 2022. Hibrids: Attention with hierarchical biases for structure-aware long document summarization. *arXiv preprint arXiv:2203.10741*.
- Zewen Chi, Li Dong, Furu Wei, Wenhui Wang, Xian-Ling Mao, and Heyan Huang. 2020. Cross-lingual natural language generation via pre-training. In *Proceedings of the AAAI conference on artificial intelligence*, volume 34, pages 7570–7577.
- Arman Cohan, Franck Dernoncourt, Doo Soon Kim, Trung Bui, Seokhwan Kim, Walter Chang, and Nazli Goharian. 2018. A discourse-aware attention model for abstractive summarization of long documents. *arXiv preprint arXiv:1804.05685*.
- Hoa Trang Dang. 2005. Overview of duc 2005. In *Proceedings of the document understanding conference*, volume 2005, pages 1–12.
- Jacob Devlin, Ming-Wei Chang, Kenton Lee, and Kristina Toutanova. 2018. Bert: Pre-training of deep bidirectional transformers for language understanding. *arXiv preprint arXiv:1810.04805*.

<sup>22</sup>The quartiles are provided in Appendix C.3.

- Filip Graliński, Tomasz Stanisławek, Anna Wróblewska, Dawid Lipiński, Agnieszka Kaliska, Paulina Rosalska, Bartosz Topolski, and Przemysław Biecek. 2020. Kleister: A novel task for information extraction involving long documents with complex layout. *arXiv preprint arXiv:2003.02356*.
- Adam W Harley, Alex Ufkes, and Konstantinos G Derpanis. 2015. Evaluation of deep convolutional nets for document image classification and retrieval. In *2015 13th International Conference on Document Analysis and Recognition (ICDAR)*, pages 991–995. IEEE.
- Karl Moritz Hermann, Tomas Kocisky, Edward Grefenstette, Lasse Espeholt, Will Kay, Mustafa Suleyman, and Phil Blunsom. 2015. Teaching machines to read and comprehend. *Advances in neural information processing systems*, 28.
- Zheng Huang, Kai Chen, Jianhua He, Xiang Bai, Dimosthenis Karatzas, Shijian Lu, and CV Jawahar. 2019. Icdar2019 competition on scanned receipt ocr and information extraction. In *2019 International Conference on Document Analysis and Recognition (ICDAR)*, pages 1516–1520. IEEE.
- Guillaume Jaume, Hazim Kemal Ekenel, and Jean-Philippe Thiran. 2019. Funsd: A dataset for form understanding in noisy scanned documents. In *2019 International Conference on Document Analysis and Recognition Workshops (ICDARW)*, volume 2, pages 1–6. IEEE.
- Diederik P Kingma and Jimmy Ba. 2014. Adam: A method for stochastic optimization. *arXiv preprint arXiv:1412.6980*.
- Mike Lewis, Yinhan Liu, Naman Goyal, Marjan Ghazvininejad, Abdelrahman Mohamed, Omer Levy, Ves Stoyanov, and Luke Zettlemoyer. 2019. Bart: Denoising sequence-to-sequence pre-training for natural language generation, translation, and comprehension. *arXiv preprint arXiv:1910.13461*.
- Yinhan Liu, Jiatao Gu, Naman Goyal, Xian Li, Sergey Edunov, Marjan Ghazvininejad, Mike Lewis, and Luke Zettlemoyer. 2020. **Multilingual denoising pre-training for neural machine translation**. *Transactions of the Association for Computational Linguistics*, 8:726–742.
- Ling Luo, Xiang Ao, Yan Song, Feiyang Pan, Min Yang, and Qing He. 2019. Reading like her: Human reading inspired extractive summarization. In *Proceedings of the 2019 Conference on Empirical Methods in Natural Language Processing and the 9th International Joint Conference on Natural Language Processing (EMNLP-IJCNLP)*, pages 3033–3043.
- Minesh Mathew, Viraj Bagal, Rubèn Tito, Dimosthenis Karatzas, Ernest Valveny, and CV Jawahar. 2022. Infographicvqa. In *Proceedings of the IEEE/CVF Winter Conference on Applications of Computer Vision*, pages 1697–1706.
- Minesh Mathew, Dimosthenis Karatzas, and CV Jawahar. 2021. Docvqa: A dataset for vqa on document images. In *Proceedings of the IEEE/CVF Winter Conference on Applications of Computer Vision*, pages 2200–2209.
- Lesly Miculicich and Benjamin Han. 2022. Document summarization with text segmentation.
- Seunghyun Park, Seung Shin, Bado Lee, Junyeop Lee, Jaeheung Surh, Minjoon Seo, and Hwalsuk Lee. 2019. Cord: a consolidated receipt dataset for post-ocr parsing. In *Workshop on Document Intelligence at NeurIPS 2019*.
- Adam Paszke, Sam Gross, Soumith Chintala, Gregory Chanan, Edward Yang, Zachary DeVito, Zeming Lin, Alban Desmaison, Luca Antiga, and Adam Lerer. 2017. Automatic differentiation in pytorch.
- Rafał Powalski, Łukasz Borchmann, Dawid Jurkiewicz, Tomasz Dwojak, Michał Pietruszka, and Gabriela Pałka. 2021. Going full-tilt boogie on document understanding with text-image-layout transformer. *arXiv preprint arXiv:2102.09550*.
- Colin Raffel, Noam Shazeer, Adam Roberts, Katherine Lee, Sharan Narang, Michael Matena, Yanqi Zhou, Wei Li, and Peter J Liu. 2019. Exploring the limits of transfer learning with a unified text-to-text transformer. *arXiv preprint arXiv:1910.10683*.
- Thomas Scialom, Paul-Alexis Dray, Sylvain Lamprier, Benjamin Piwowarski, and Jacopo Staiano. 2020. Mlsum: The multilingual summarization corpus. *arXiv preprint arXiv:2004.14900*.
- Eva Sharma, Chen Li, and Lu Wang. 2019. Bigpatent: A large-scale dataset for abstractive and coherent summarization. *arXiv preprint arXiv:1906.03741*.
- Noam Shazeer and Mitchell Stern. 2018. Adafactor: Adaptive learning rates with sublinear memory cost. In *International Conference on Machine Learning*, pages 4596–4604. PMLR.
- Yuqing Tang, Chau Tran, Xian Li, Peng-Jen Chen, Naman Goyal, Vishrav Chaudhary, Jiatao Gu, and Angela Fan. 2020. Multilingual translation with extensible multilingual pretraining and finetuning. *arXiv preprint arXiv:2008.00401*.
- Elif Toprak and Gamze Almacioğlu. 2009. Three reading phases and their applications in the teaching of english as a foreign language in reading classes with young learners. *Journal of language and Linguistic Studies*, 5(1).
- Thomas Wolf, Lysandre Debut, Victor Sanh, Julien Chaumond, Clement Delangue, Anthony Moi, Pierric Cistac, Tim Rault, Rémi Louf, Morgan Funtowicz, et al. 2019. Huggingface’s transformers: State-of-the-art natural language processing. *arXiv preprint arXiv:1910.03771*.

Yang Xu, Yiheng Xu, Tengchao Lv, Lei Cui, Furu Wei, Guoxin Wang, Yijuan Lu, Dinei Florencio, Cha Zhang, Wanxiang Che, Min Zhang, and Lidong Zhou. 2021. [LayoutLMv2: Multi-modal pre-training for visually-rich document understanding](#). In *Proceedings of the 59th Annual Meeting of the Association for Computational Linguistics and the 11th International Joint Conference on Natural Language Processing (Volume 1: Long Papers)*, pages 2579–2591, Online. Association for Computational Linguistics.

Yiheng Xu, Minghao Li, Lei Cui, Shaohan Huang, Furu Wei, and Ming Zhou. 2020. [Layoutlm: Pre-training of text and layout for document image understanding](#). In *Proceedings of the 26th ACM SIGKDD International Conference on Knowledge Discovery & Data Mining*, pages 1192–1200.

Manzil Zaheer, Guru Guruganesh, Kumar Avinava Dubey, Joshua Ainslie, Chris Alberti, Santiago Ontanon, Philip Pham, Anirudh Ravula, Qifan Wang, Li Yang, et al. 2020. [Big bird: Transformers for longer sequences](#). *Advances in Neural Information Processing Systems*, 33:17283–17297.

Jingqing Zhang, Yao Zhao, Mohammad Saleh, and Peter Liu. 2020. [Pegasus: Pre-training with extracted gap-sentences for abstractive summarization](#). In *International Conference on Machine Learning*, pages 11328–11339. PMLR.

# LoRaLay: A Multilingual and Multimodal Dataset for Long Range and Layout-Aware Summarization – Appendix

## A Datasets Construction

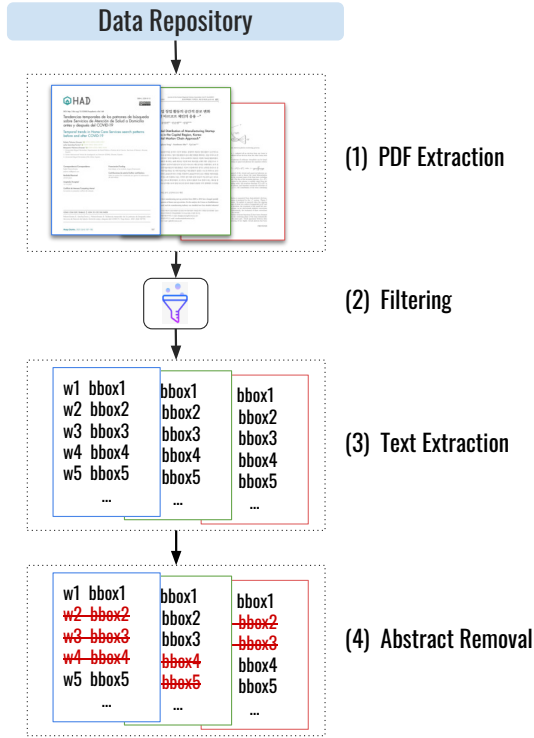


Figure 2: Dataset Construction Process.

### A.1 Extended Datasets – Lost Documents

Figure 3 provides details on the amount of original documents lost in the process of augmenting arXiv and PubMed with layout/visual information. We observe four types of failures, and provide numbers for each type:

- The link to the document’s PDF file is not provided (*Unavailable PDF*);
- The PDF file is corrupted (i.e., cannot be opened) (*Corrupted PDF*);
- The document is not digital-born, making it impossible to parse it with PDF parsing tools (*Scanned PDF*);
- The document’s abstract cannot be found in the PDF (*Irretrievable Abstract*).

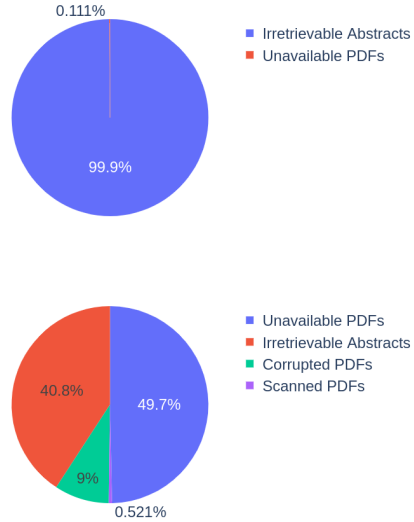


Figure 3: Distribution of failure types in arXiv-Lay (top) and PubMed-Lay (bottom).

### A.2 KoreaScience – Extraction Rule

Korean documents in KoreaScience are extracted by restricting search results to documents containing the word "Korean" in the publisher’s name. We show that this rule does not bias the sample towards a specific research area. We compute the distribution of topics covered by all publishers, and compare it to the distribution of topics covered by publishers whose name contains the word *Korean*. Figure 4 shows that the distribution obtained using our rule remains roughly the same as the original.

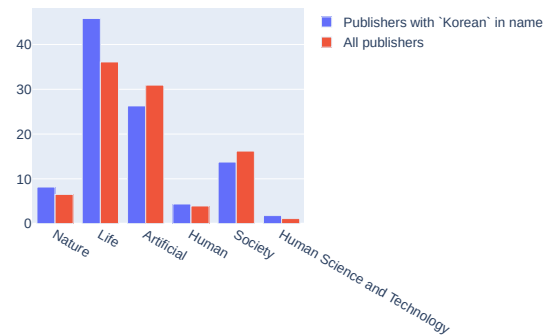


Figure 4: Distribution of topics covered by all publishers (red) vs distribution of topics covered by publishers whose name contains the word *Korean* (blue).

### A.3 Samples

We provide samples of documents from each dataset in Figure 5.

## A.4 Datasets Statistics

The distribution of research areas in arXiv-Lay and HAL are provided in Figures 6 and 7, respectively. Such distributions are not available for the other datasets, as we did not have access to topic information during extraction.

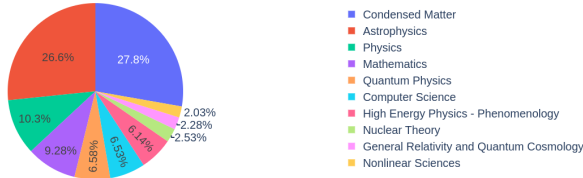


Figure 6: Distribution of research areas in arXiv-Lay.

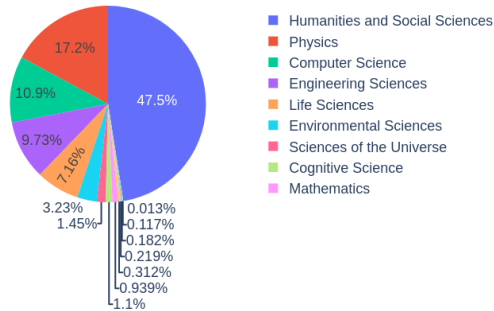


Figure 7: Distribution of research areas in HAL.

## B Experiments

### B.1 Implementation Details

Models were implemented in Python using PyTorch (Paszke et al., 2017) and Hugging Face (Wolf et al., 2019) libraries. In all experiments, we use Adafactor (Shazeer and Stern, 2018), a stochastic optimization method based on Adam (Kingma and Ba, 2014) that reduces memory usage while retaining the empirical benefits of adaptivity. We set a learning rate warmup over the first 10% steps – except on arXiv-Lay where it is set to 10k consistently with Zaheer et al. (2020), and use a square root decay of the learning rate. All our experiments have been run on four Nvidia V100 with 32GB each.

## C Results

### C.1 Detailed Results

Model	R-1	R-2	R-L
MBART	47.05	22.23	42.00
MBART+Layout	46.65	21.96	41.67
BigBird-MBART	49.85	<b>25.71</b>	45.04
BigBird-MBART+Layout	<b>49.99</b>	25.20	<b>45.20</b>

Table 8: ROUGE scores on HAL. Best results are reported in bold.

Model	R-1	R-2	R-L
MBART	17.33	7.70	16.94
MBART+Layout	15.43	6.69	14.98
BigBird-MBART	18.96	8.01	18.55
BigBird-MBART+Layout	<b>20.36</b>	<b>9.49</b>	<b>19.95</b>

Table 10: ROUGE scores on KoreaScience. The best results are reported in bold.

### C.2 Human Evaluation

Using the Streamlit<sup>23</sup> framework, we design and develop an interface to aid human evaluation of summarization models.<sup>24</sup>

<sup>23</sup><https://streamlit.io/>

<sup>24</sup>The code is publicly available at <https://anonymous.4open.science/r/loralay-eval-interface-C20D>.

Model	arXiv / arXiv-Lay			PubMed / PubMed-Lay		
	R-1	R-2	R-L	R-1	R-2	R-L
Pegasus (Zhang et al., 2020)	44.21	16.95	38.83	45.97	20.15	41.34
BigBird-Pegasus (Zaheer et al., 2020)	46.63	19.02	41.77	46.32	20.65	42.33
T5 (Raffel et al., 2019)	42.79	15.98	37.90	42.88	17.58	39.23
LED (Beltagy et al., 2020)	45.41	18.14	40.74	45.28	19.86	41.54
LED+Layout	45.51	18.55	40.96	45.41	19.74	41.83
MBART	37.64	13.29	33.49	41.19	16.04	37.47
Pegasus	43.81	17.27	39.07	43.52	17.96	39.75
Pegasus+Layout	44.10	17.01	39.25	43.59	18.24	39.85
BigBird-Pegasus	44.43	17.74	39.59	44.80	19.32	41.09
BigBird-Pegasus+Layout	<b>46.02</b>	<b>18.95</b>	<b>41.15</b>	<b>45.69</b>	<b>20.38</b>	<b>42.05</b>

Table 7: ROUGE scores on arXiv-Lay and PubMed-Lay. Reported results obtained by Pegasus and BigBird-Pegasus on the original arXiv and PubMed are reported with a gray background. The best results obtained on arXiv-Lay and PubMed-Lay are denoted in bold.

Model	SciELO-ES			SciELO-PT		
	R-1	R-2	R-L	R-1	R-2	R-L
MBART	41.04	15.65	36.55	41.18	15.53	36.42
MBART+Layout	42.27	15.73	37.47	39.45	14.17	34.37
BigBird-MBART	42.64	16.60	37.76	44.85	18.70	39.63
BigBird-MBART+Layout	<b>45.64</b>	<b>19.33</b>	<b>40.71</b>	<b>45.47</b>	<b>20.40</b>	<b>40.51</b>

Table 9: ROUGE scores on the SciELO datasets. The best results are reported in bold.

## LoRaLay Evaluation Interface

Evaluation guidelines

Document 0806.3537 (1/50)

Statistical Learning of Arbitrary Computable Classifiers

[Link to full document](#)

Model A Model B

**Ground-truth abstract**

Statistical learning theory chiefly studies restricted hypothesis classes, particularly those with finite Vapnik-Chervonenkis (VC) dimension. The fundamental quantity of interest is the **sample complexity**, the **number of samples** required to learn to a **specified level of accuracy**. Here we consider **learning** over the set of all computable labeling functions. Since the VC-dimension is infinite and a priori (uniform) **bounds** on the **number of samples** are impossible, we let the **learning algorithm** decide when it has seen sufficient **samples** to have learned. We first show that **learning** in this setting is indeed possible, and develop a **learning algorithm**. We then show, however, that bounding **sample complexity** independently of the distribution is impossible. Notably, this impossibility is entirely due to the requirement that the **learning algorithm** be computable, and not due to the **statistical** nature of the problem.

You selected the following sentence generated by Model B. Highlight the parts in the sentence that can be found in the ground-truth abstract.

Conventional statistical learning theory attempts to bound the **number of samples needed to learn to a specified level of accuracy** for each of the above models (e.g. neural networks, support vector machines).

Next sentence

**Summary generated by Model B**

Sentence	Precision (%)
<input checked="" type="checkbox"/> Conventional statistical learning theory attempts to bound the number of samples needed to learn to a specified level of accuracy for each of the above models (e.g. neural networks, support vector machines).	40.62
<input type="checkbox"/> However, if we allow ourselves to change the model, then the VC-dimension of the overall learning algorithm is not finite, and much of statistical learning theory does not directly apply.	16.67
<input type="checkbox"/> In contrast, we prove that distribution-independent bounds do not exist altogether for computable learning algorithms in our setting.	72.22
<input type="checkbox"/> Our results imply that computable learning algorithms in the universal setting must "waste samples" in the sense of requiring more samples than is necessary for statistical reasons alone.	0.0

Recall (%)

**30.15**

Coherence

0  1  2  3  4  5

Fluency

0  1  2  3  4  5

I am unable to evaluate this document.

Next

## C.3 Analysis of the Impact of Layout

Table 12 lists the quartiles computed from the distributions of article lengths, summary lengths, and variation in the height of bounding boxes, for arXiv-Lay and PubMed-Lay.

Figure 8: LoRaLay evaluation interface.

	<b>LED</b>	<b>LED+Layout</b>	<b>Pegasus</b>	<b>Pegasus+Layout</b>	<b>BigBird-Pegasus</b>	<b>BigBird-Pegasus+Layout</b>
<b>T5</b>	2.84 / 2.31	3.06 / 2.60	1.17 / 0.52	1.35 / 0.62	1.69 / 1.86	3.25 / 2.82
<b>LED</b>	-	0.22 / 0.29	1.67 / 1.79	1.49 / 1.69	1.15 / 0.45	0.41 / 0.51
<b>LED+Layout</b>	-	-	1.89 / 2.08	1.71 / 1.98	1.38 / 0.74	0.19 / 0.22
<b>Pegasus</b>	-	-	-	0.34 / 0.10	0.52 / 1.34	2.08 / 2.30
<b>Pegasus+Layout</b>	-	-	-	-	0.34 / 1.24	1.90 / 2.20
<b>BigBird-Pegasus</b>	-	-	-	-	-	1.56 / 0.96

Table 11: Absolute ROUGE-L score differences between each pair of models, on arXiv-Lay/PubMed-Lay.

<b>Distribution</b>	<b>Q1</b>		<b>Q2</b>		<b>Q3</b>	
	arXiv-Lay	PubMed-Lay	arXiv-Lay	PubMed-Lay	arXiv-Lay	PubMed-Lay
Article Length	6,226	3,513	9,142	5,557	13,190	8,036
Summary Length	119	130	159	182	202	247
$\sigma$ of bounding box height	3.37	1.34	3.98	1.73	4.70	2.28

Table 12: Quartiles calculated from the distributions of article lengths, summary lengths, and variation in the height of bounding boxes, for arXiv-Lay and PubMed-Lay.



Experimental Review of Photon Structure Function Data

Richard Nixon, Mike Peacock Institute for Physics, Wigner Research Institute, H-1525 Budapest, Hungary, E-mail: Richard.Nixon@wigner.hu

The present knowledge of the structure of the photon is reviewed in the context of the experimental data on the structure function of the photon...

1 Introduction
The measurement of photon structure functions has a long tradition since the first of such measurements was performed by the SLAC Collaboration in 1970...

2 Structure function measurements
The photon can be treated both as a boson and as a fermion...

1

Anthocyanins and Human Health: An In Vitro Investigative Approach

Mary Ann Ekin, Department of Natural Resources & Environmental Science, College of Agricultural Science and Environmental Science, Pennsylvania State University, University Park, PA 16802, USA

Anthocyanins are natural flavonoids that have demonstrated ability to protect against a variety of human diseases...

ANTHOCYANINS AND BIOMEDICAL PROPERTIES
Anthocyanins are members of the flavonoid group of phytochemicals, a group predominant in blue, black, white, blue, red, purple, magenta, pink, and purple...

(a) arXiv-Lay

Les représentations des enseignements de ZEP sur la relation école/famille à travers le prisme des élèves en grande réussite scolaire

Publié dans la revue Cahier ESD 2017 Cahier N° 28 Familles, Parents, Ecole

Resumé
Les familles sont des partenaires essentiels de l'école. Pourtant, la relation école/famille est souvent décrite comme problématique...

Introduction
Ce texte a étudié la perception d'élèves de milieu populaire ayant obtenu de hautes notes générales au baccalauréat...

(c) HAL

Uma Luz Sobre as Relações Brasil-Mocambique no Cítocentos, a Missão Consular de João Luiz Airoza (1827-1828)



Resumo
Após o encerramento da Comissão de 1825 com o Cab-Portugal, após qual o governo de D. Pedro I reconhecido, em meio de reconstrução brasileira, emitiu a política nacionalizadora de africanos...

1

(b) PubMed-Lay



Tendencias temporales de los patrones de búsqueda sobre Servicios de Atención de Salud a Domicilio antes y después del COVID-19

Resumen
Este artículo muestra los patrones de búsqueda de servicios de atención de salud a domicilio antes y después del COVID-19...

1

(d) SciELO-ES

수도권 제조업 활동의 공간적 분포 변화 - 공간 마르코프 체인의 응용 -

송원희\*, 임순영\*\*, 임남\*\*\*

Changes in Spatial Distribution of Manufacturing Startup Activities in the Capital Region, Korea: A Spatial Markov Chain Approach\*

요약
본 연구는 2000년부터 2018년까지 수도권 지역 정부 창업 지원 정책의 변화와 관련하여 수도권 제조업 활동의 공간적 분포 변화를 분석하고, 공간 마르코프 체인 접근법을 적용하여 분석한 결과...

1

(e) SciELO-PT

(f) KoreaScience

Figure 5: Samples from each dataset.