



HAL
open science

Synthesis and characterization of original fluorinated bis-cyclic carbonates and xanthates from a fluorinated epoxide

Ali Alaaeddine, Vincent Ladmiral, Wassim El Malti, Lolwa Haydar, Sylvain Caillol, Bruno Ameduri

► **To cite this version:**

Ali Alaaeddine, Vincent Ladmiral, Wassim El Malti, Lolwa Haydar, Sylvain Caillol, et al.. Synthesis and characterization of original fluorinated bis-cyclic carbonates and xanthates from a fluorinated epoxide. *Comptes Rendus. Chimie*, 2023, 26 (G1), pp.19 - 28. 10.5802/crchim.216 . hal-03989242v2

HAL Id: hal-03989242

<https://hal.science/hal-03989242v2>

Submitted on 14 Feb 2023

HAL is a multi-disciplinary open access archive for the deposit and dissemination of scientific research documents, whether they are published or not. The documents may come from teaching and research institutions in France or abroad, or from public or private research centers.

L'archive ouverte pluridisciplinaire **HAL**, est destinée au dépôt et à la diffusion de documents scientifiques de niveau recherche, publiés ou non, émanant des établissements d'enseignement et de recherche français ou étrangers, des laboratoires publics ou privés.



INSTITUT DE FRANCE
Académie des sciences

Comptes Rendus

Chimie

Ali Alaaeddine, Vincent Ladmiraal, Wassim El Malti, Lolwa Haydar,
Sylvain Caillol and Bruno Améduri

**Synthesis and characterization of original fluorinated bis-cyclic
carbonates and xanthates from a fluorinated epoxide**

Volume 26 (2023), p. 19-28

Published online: 13 February 2023

<https://doi.org/10.5802/crchim.216>



This article is licensed under the
CREATIVE COMMONS ATTRIBUTION 4.0 INTERNATIONAL LICENSE.
<http://creativecommons.org/licenses/by/4.0/>



Les Comptes Rendus. Chimie sont membres du
Centre Mersenne pour l'édition scientifique ouverte
www.centre-mersenne.org
e-ISSN : 1878-1543



Full paper / Article

Synthesis and characterization of original fluorinated bis-cyclic carbonates and xanthates from a fluorinated epoxide

Ali Alaaeddine^{*, a}, Vincent Ladmira^l^a, Wassim El Malti^b, Lolwa Haydar^a,
Sylvain Caillol^a and Bruno Améduri^a

^a ICGM, Univ Montpellier, CNRS, ENSCM, Montpellier, France

^b College of Engineering and Technology, American University of the Middle East, Kuwait

E-mails: alikassem.alaaeddine@ul.edu.lb (A. Alaaeddine), vincent.ladmira@enscm.fr (V. Ladmira), wassim.elmalti@aum.edu.kw (W. El Malti), lolwa.haydar13@gmail.com (L. Haydar), sylvain.caillol@enscm.fr (S. Caillol), bruno.ameduri@enscm.fr (B. Améduri)

Abstract. The development of efficient methods for the cycloaddition of CX₂ (carbon dioxide (X=O) or carbon disulfide (X=S)) with fluorinated epoxides to produce five-membered cyclic carbonates (CCs) or cyclic xanthates (XAs) is a very attractive topic. In this work, the cycloaddition of CX₂ with hexafluoropropene oxide (HFPO) was performed in the presence of a lithium bromide (LiBr) catalyst and optimized in terms of temperature, solvent, pressure, and reaction time. Then, the optimized conditions were tried in the cycloaddition of CX₂ with 2-(trifluoromethyl)oxirane (TFEO) for reproducibility, leading to the corresponding products in high yields. Finally, two original fluorinated five-membered bis-CCs and bis-XAs were synthesized in high yields (85 and 87%) by reacting CX₂ with 1,4-bis(2',3'-epoxypropyl) perfluorobutane (BEPFB). All of the resulting compounds were characterized by FTIR, ¹H, ¹⁹F, and ¹³C NMR spectroscopy.

Keywords. Carbon dioxide (CO₂), Carbon disulfide (CS₂), Cycloaddition, Cyclic carbonates, Cyclic xanthates, Fluorinated epoxides, Renewable carbon source.

Manuscript received 22 June 2022, revised 2 August 2022 and 11 September 2022, accepted 12 September 2022.

1. Introduction

The increasing concentration of carbon dioxide (CO₂) in the atmosphere is partly responsible for climate change. CO₂ is often considered as useless

and detrimental waste. Nonetheless, CO₂ can also be regarded as a cheap, abundant, and renewable carbon source. It is non-toxic (even though it is an asphyxiant) and is especially useful as a phosgene substitute [1]. Many interesting organic compounds, including dimethyl carbonate [2], cyclic carbonates (CCs) [3], and urethanes [4], can be synthesized using CO₂ as a building block [5,6].

* Corresponding author.

Even though the synthesis of CCs was first reported in the 1930s, the synthesis of five-membered (or more) CCs is gaining increased attention. They are used to synthesize polycarbonates [7–9], as aprotic polar solvents for organic reactions [10], electrolytes [11] or solvents for lithium-ion batteries [12,13], and as intermediates in the manufacture of fine chemicals [14–16]. CCs are popularly implemented in polymer science, for ring-opening polymerizations and reactions with amines, alcohols, thiols, and carboxylic acids [17]. For example, difunctional CCs can be advantageously reacted with diamines to produce polyhydroxyurethanes, promising substitutes to polyurethanes, without the recourse to highly toxic and carcinogenic isocyanates [14,18–22].

Several approaches can be used to synthesize five-membered CCs [23–25]. The most efficient method is the insertion of CO₂ into epoxide rings. This reaction requires use of a catalyst, such as alkali metal salts [26–28], metal oxides [29], Schiff base [30], ion-exchange resins [31], polymers such as modified polystyrene [32], ionic liquids [33], SiO₂ modified by quaternary ammonium or phosphonium salts [34], gold nanoparticles supported on resins [35], or CO₂ adducts of N-heterocyclic carbenes [36]. Endo *et al.* reported that alkali metal salts could be used as catalysts to synthesize CCs using crown ethers as co-catalysts [27]. Huang and Shi found that alkali metal salts can catalyze cycloaddition of CO₂ with epoxides efficiently in the presence of triphenylphosphane (PPh₃) and phenol [28]. Cellulose could also improve the coupling reaction of CO₂ and epoxides catalyzed by KI [37]. Recently, a few studies reported the excellent catalytic performance of ligand-metal-organic frameworks in the cycloaddition reaction of epoxides with CO₂ [38,39].

Cyclic xanthates (XAs) constitute another family of interesting five-membered cyclic reactive species. They are highly reactive and can be easily prepared from epoxides and carbon disulfide (CS₂) at low temperatures (20–25 °C) [40,41]. This reaction is usually carried out in organic solvent or water in the presence of a catalyst, such as amines, alkali metal salts, quaternary ammonium salts, potassium alcoholates, and transition metal complexes [42–46]. Petrov *et al.* demonstrated that fluorinated epoxides react with CS₂ selectively, leading to the corresponding cyclic XAs [47]. XAs are potential solvents for liquid electrolytes in Lithium-ion

batteries [13] and efficient chain transfer agents in controlled radical (co)polymerization of fluorinated monomers [48]. They could also be transformed into bis-cyclocarbonates, producing novel fluorinated functional polycarbonates or polyhydroxyurethanes. Xanthates can be used as precursors for poly(thio)urethane materials via ring-opening reaction using primary or secondary amines.

Although research on the synthesis and use of CCs- and to a lesser degree on cyclic XAs-based compounds is extensive, few fluorinated derivatives bearing such functional groups have been reported [47]. Fluorinated derivatives usually exhibit outstanding properties [49–51], such as chemical resistance, thermal stability, low dielectric constants and dissipation factors, hydrophobic and oleophobic properties, excellent weathering, and interesting surface properties fulfilling the requirements for various high value-added applications. Therefore, the synthesis of compounds that carry both a fluorinated segment and cyclic carbonates or xanthates moiety would be highly interesting as reactive fluorinated intermediates.

This work originated from the work of Galiano *et al.* [13] and presents the results of optimization and reproducibility of the cycloaddition of CX₂ (carbon dioxide (X=O) or carbon disulfide (X=S)) with two fluorinated epoxides: hexafluoropropene oxide (HFPO) and 2-(trifluoromethyl)oxirane (TFEO) (Figure 1). Moreover, it describes the synthesis of original bis-CCs and bis-XAs by reacting CO₂ and CS₂, respectively, with 1,4-bis(2',3'-epoxypropyl)perfluorobutane (BEPFB) (Figure 1) using the optimum conditions in the presence of LiBr.

2. Results and discussion

CCs can be prepared through the coupling reaction of CO₂ and strained heterocycles using a suitable catalyst [16,24]. This approach benefits from eliminating phosgene as a reagent and is 100% atom economical, making it a highly desirable transformation.

The insertion of CO₂ and CS₂ into HFPO was examined (Scheme 1), and various experimental conditions (choice of solvent, reaction duration, and temperature) have been investigated to improve the carbonation reaction. Then, the optimized conditions were tried on another substrate, TFEO,

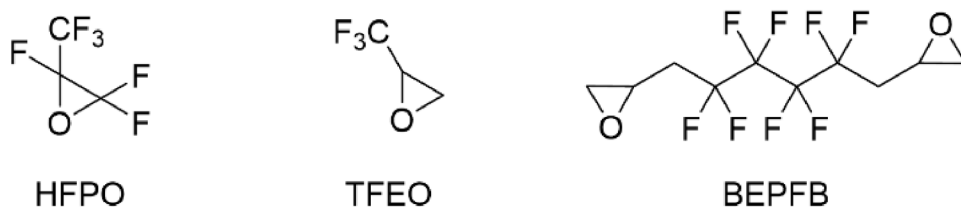
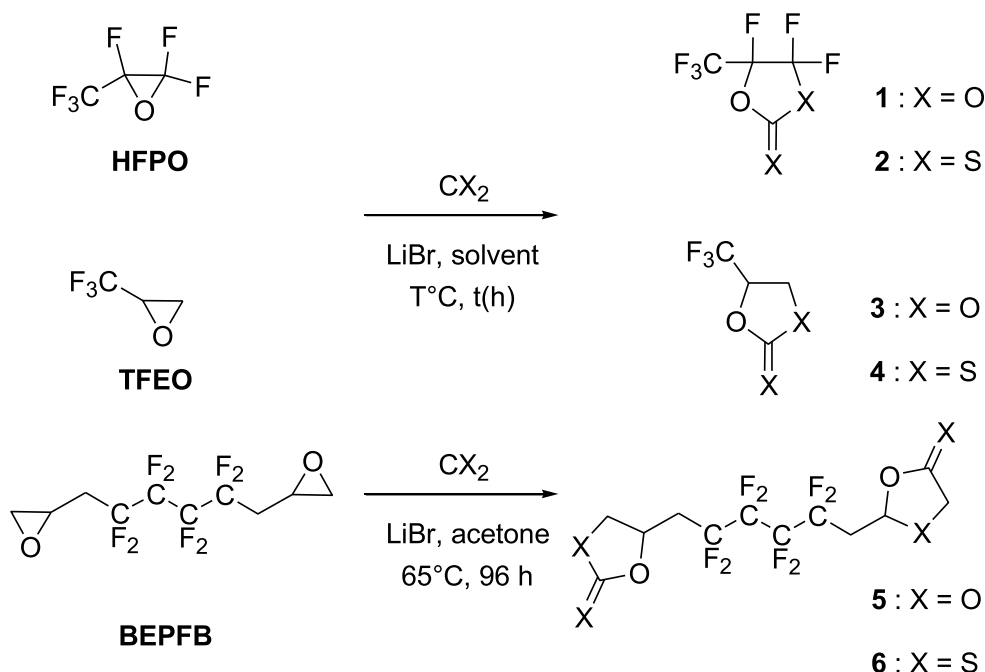


Figure 1. Structures of HFPO, TFEO, and BEPFB used in this work.



Scheme 1. Synthesis of original five-membered fluorinated CCs (**1**, **3**, and **5**) and XAs (**2**, **4**, and **6**).

for reproducibility (Scheme 1). Furthermore, synthesizing the original bis-CCs and bis-XAs was accomplished by adding CO_2 and CS_2 to BEPFB (Scheme 1). The results are summarized in Table 1.

First, the synthesis of **1** was carried out with CO_2 in DMF at 25°C and 50°C and proceeded with relatively modest yields (Table 1, runs 1–2). Subsequently, increasing the temperature to 80°C did prove beneficial, but the yields reached 74% at best (Table 1, runs 3 and 4). In addition, using 1,4-dioxane or THF as solvent (Table 1, runs 5–7) did not improve the yield even after 24 h. The KBr/lecithin catalytic system, known to afford good results, was also tried in the carbonation of HFPO (Table 1, run 8). Surprisingly,

this reaction did not yield any CCs under the implemented conditions without solvent. On the other hand, the carbonation in acetone at 65°C gave the best yields (Table 1, runs 9–12), reaching 85% in 24 h and 81% in 14 h.

The analog HFPO-based cyclic XA **2** was successfully synthesized in high yields (83%) using the same conditions by refluxing acetone in excess of CS_2 for 14 h (Table 1, run 11). However, this reaction led to the formation of a minor by-product, **2'** (Scheme 2). Earlier attempts to react oxiranes and carbon disulfide resulted in complex mixtures [7], and the formation of these regioisomers, **2** and **2'**, depends on the catalyst and reaction conditions [53]. The selective

Table 1. Reactions of HFPO, TFEO, and BEPFB with CO₂ or CS₂^a

Run #	Epoxide	X in CX ₂	Solvent	T (°C)	t (h)	Yield (%)
1		O	DMF	25	24	25
2		O	DMF	50	24	45
3		O	DMF	80	24	74
4		O	DMF	80	14	66
5		O	1,4-dioxane	50	24	63
6		O	1,4-dioxane	70	24	72
7		O	THF	50	24	56
8 ^b		O	Neat	80	24	0
9		O	Acetone	65	24	85
10		O	Acetone	65	14	81
11 ^c		S	Acetone	65	14	83
12 ^c		S	Acetone	65	24	83
13		O	Acetone	65	14	88
14 ^c		S	Acetone	65	14	91
15 ^d		O	Acetone	65	14	24 ^e
16 ^d		O	Acetone	65	24	33 ^e
17 ^d		O	Acetone	65	96	85 ^e
18 ^d		S	Acetone	65	96	87 ^e

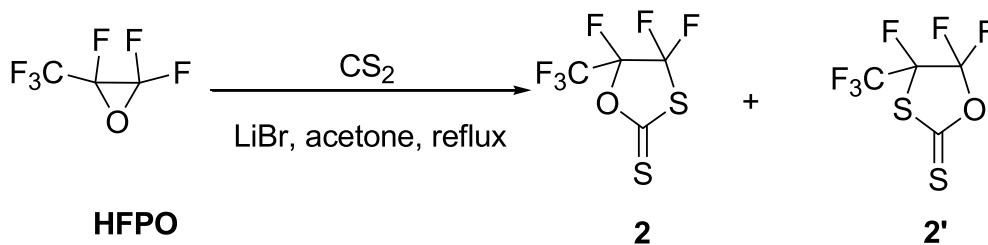
^aExperimental conditions: The carbonation reactions were performed in pressure reactors under 4 bar of CO₂ and in the presence of 5 mol% of LiBr, or with 3 eq. of CS₂, T (°C), t (h). ^bReaction conducted without solvent in the presence of KBr/Lecithin as catalyst [52]. ^cThis reaction was performed with 16 mol% of LiBr. ^dThese reactions were conducted with 10 mol% of LiBr. ^eObtained after purification.

formation of XAs (5-substituted 1,3-oxathiolane-2-thiones) was attained using LiBr in appropriate solvents [46]. Thus, the non-catalyzed reactions conducted in this work were not expected to lead to the regioselective formation of cyclic XA [54]. Previous work has shown that triethylamine as a catalyst led to mixtures of products under high pressure [52]. On the other hand, lithium bromide [46], hydrotalcite [55], sodium methoxide [56], tributylphosphine, tetradentate Schiff-base aluminum complexes [43], and lithium perchlorate [57] selectively produced 1,3-oxathiolane-2-thiones.

By implementing the optimal conditions obtained for products **1** and **2**, trifluoromethyloxirane (TFEO) was predominantly (88% yield) transformed into the corresponding CCs, **3**, by reacting with CO₂ in acetone in the presence of LiBr at 65 °C (Table 1, run

10). Similar to the **2** case, the XAs counterpart (**4**) was easily obtained as a mixture of regioisomers in 91% yield using similar conditions as for HFPO (Table 1, run 14).

The original reactions of CX₂ (X=O or S) with BEPFB proved slower than those performed with HFPO and TFEO (Table 1, runs 15–18). This could be ascribed to the strong electro-attractive effect of the fluorine atoms and the trifluoromethyl groups present on the epoxy rings of HFPO and TFEO; these strong electron-withdrawing groups induce a partial polarization of the carbon–carbon bond of the epoxide, which in turn enhances the electrophilic character of the carbon atom bearing the fluorine or trifluoromethyl group and its reactivity towards the bromide anion of the catalyst. The ring-opening of the epoxide by the bromide anion is believed to be the



Scheme 2. The reaction of HFPO with CS₂ in the presence of LiBr catalyst.

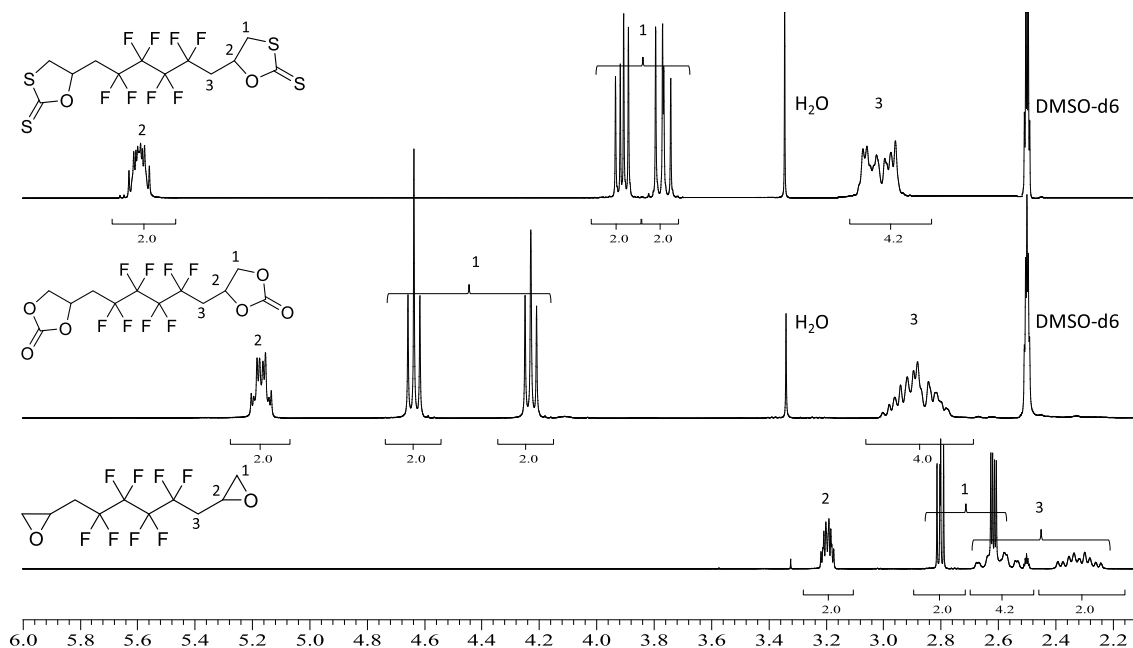


Figure 2. ¹H NMR spectra of **6** (upper spectrum), **5** (middle spectrum), and BEPFB (lower spectrum) (DMSO-d₆, 20 °C, 400 MHz).

rate-determining step of the reaction of CO₂ and CS₂ on epoxides. HFPO with a fully fluorinated backbone reacts with CO₂ or CS₂ quantitatively in 14 h (81% and 83% yield, respectively). In comparison, the reaction with BEPFB needs 96 h to lead to carbonate **5** or xanthate **6** in high yields.

The FTIR spectrum of **5** (Figure S8 in SI) confirmed the formation of the CCs with the characteristic bands of the carbonate function: C=O bond stretching vibration at 1776 cm⁻¹, and other vibrations corresponding to C–C and C–O bonds appear at 1047 cm⁻¹ and 1106 cm⁻¹, respectively. Similar observations are noted on the FTIR spectrum of **6** (Figure S11 in SI) with the characteristic bands of

the XAs function: C=S bond stretching vibration at 1777 cm⁻¹.

In the following section, we present NMR spectra of the original fluorinated bis-cyclic carbonates **5** and xanthates **6** (Figures 2–4). The other products synthesized in this study have been characterized by ¹H, ¹⁹F, and ¹³C NMR spectroscopy, and the corresponding spectra are shown in the SI (Figures S1–S7 and S9–S10).

Figure 2 shows the ¹H NMR spectra of cyclic carbonates **5** and xanthates **6**. These spectra clearly show the disappearance of the signals of the diepoxide at 2.6, 2.8, and 3.2 ppm replaced by AB systems (located at 4.6 and 4.2 ppm for **5**; 3.9 and 3.7 ppm

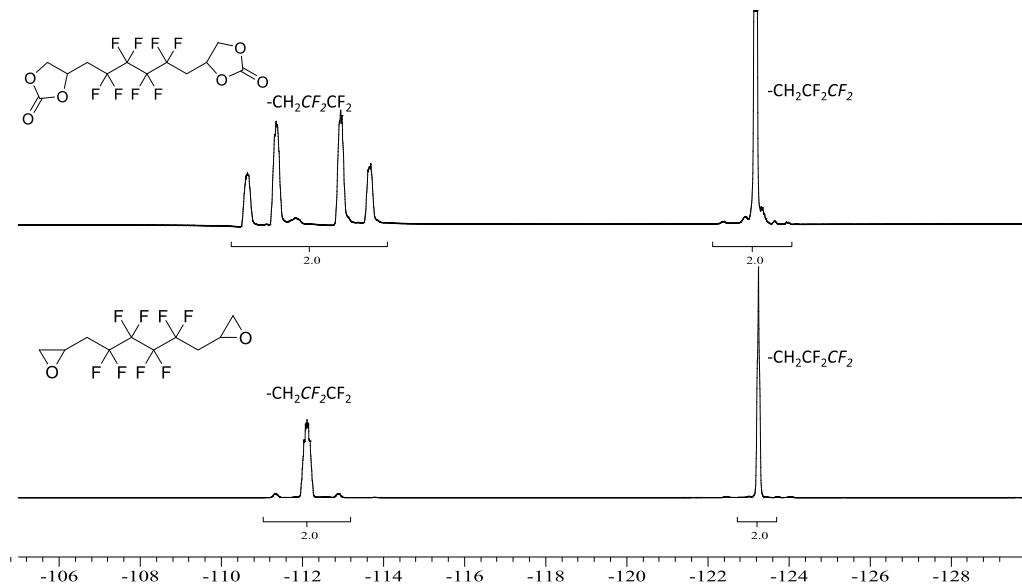


Figure 3. ^{19}F NMR spectrum of **5** (top) and BEPFB (bottom) (DMSO- d_6 , 20 °C, 235.2 MHz).

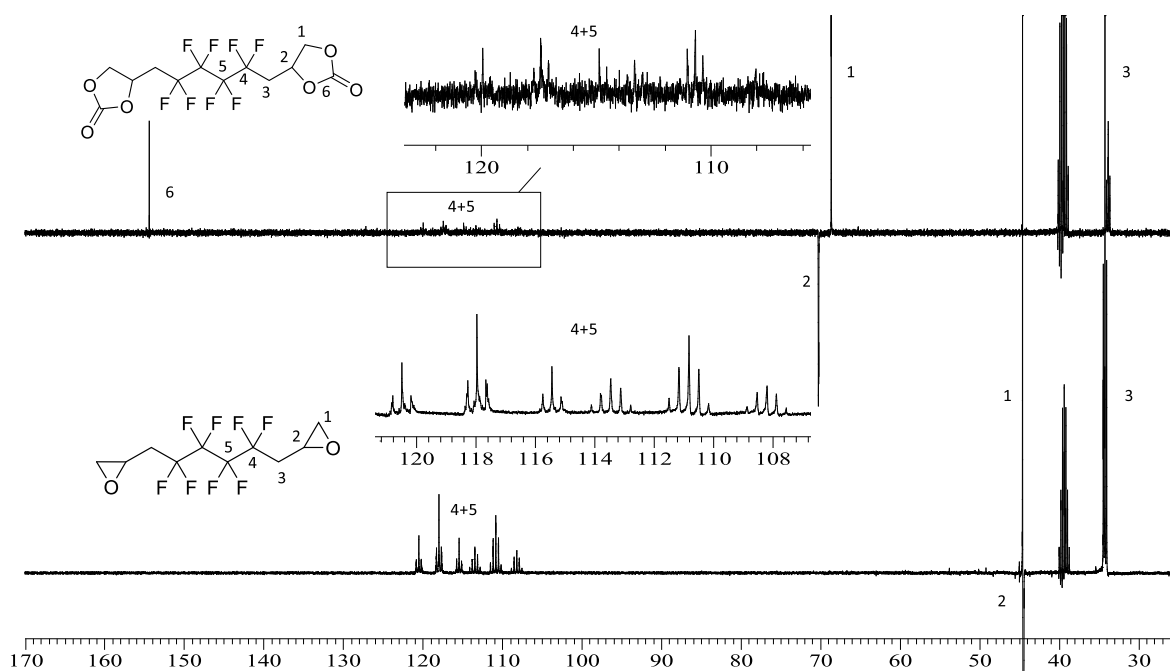


Figure 4. ^{13}C NMR spectrum of **5** (top) and BEPFB (bottom) (DMSO, 20 °C, 100.6 MHz).

for **6**), corresponding to the inequivalent hydrogen atoms CH_aH_b of the carbonate groups. The same observation can be made for the CH motif of the carbonate ring with the chemical shift at 5.2 ppm for

5 and 5.6 ppm for **5** and **6**, respectively, low field-shifted by the presence of the carbonyl group compared to the epoxide (3.2 ppm). Both hydrogen atoms of CH_2CF_2 groups appear as one complex system at

2.9 ppm due to fluorine coupling in α and β positions.

The ^{19}F NMR spectrum of **5** (Figure 3) displays an AB system at -112 ppm assigned to the $\text{CH}_2\text{CF}_A\text{F}_B\text{CF}_2$ groups of A and B diastereoisomers. Indeed, the chemical shifts are different because the product is a mixture of two diastereomers due to the presence of an asymmetric carbon on the cyclic carbonate. The signals at -123 ppm are assigned to the central difluoromethylene groups ($\text{CH}_2\text{CF}_2\text{CF}_2$). Similar observations were seen on the ^{19}F NMR spectrum of **6** (Figure S9 in the SI).

5 was also characterized by ^{13}C NMR (Figure 4). The resulting spectrum shows the signals of the carbonyl groups of the CCs at 154 ppm. The CF_2 peaks appear between 106 and 120 ppm. Due to the presence of the carbonyl group, the signal corresponding to the CH groups of the cyclocarbonate is deshielded to 70 ppm compared to the CH of the epoxide that appears at 44 ppm. Similar results were obtained in the ^{13}C NMR spectrum of **6** (Figure S10 in the SI) except for the resonance of the XAs moiety, which appears at 212 ppm.

3. Experimental section

3.1. Materials

1,4-bis(2',3'-epoxypropyl)perfluorobutane (BEPFB) was provided by TOSOH Finechemicals, INC (Shiba, Japan). 2-(trifluoromethyl)oxirane (TFEO) provided by SynQuest (Alachua, USA). Hexafluoropropene oxide (HFPO), carbon disulfide (CS_2), lithium bromide (LiBr), sodium sulfate (Na_2SO_4), acetone (analytical grade), dichloromethane (DCM, analytical grade), methanol (analytical grade), N,N-dimethylformamide (DMF), 1,4-dioxane and tetrahydrofuran (THF, analytical grade) were purchased from Sigma-Aldrich. The deuterated solvents used in NMR spectroscopy were purchased from Euroiso-top (purity $> 99.8\%$).

3.2. Characterization

3.2.1. Nuclear magnetic resonance (NMR)

The NMR spectra were recorded on a Bruker AC 400 instrument, using deuterated chloroform (CDCl_3), deuterated dimethylsulfoxide ($\text{DMSO}-d_6$),

or deuterated acetone ($\text{acetone}-d_6$) as the solvents. Tetramethylsilane (TMS) or trichloromonofluoromethane (CFCl_3) were used as references for ^1H (or ^{19}F) nuclei. Coupling constants and chemical shifts are given in hertz (Hz) and part per million (ppm), respectively. The experimental conditions for recording ^1H , ^{13}C , (or ^{19}F) NMR spectra were as follows: flip angle 90° (or 30°), acquisition time 4.5 s (or 0.7 s), pulse delay 2 s (or 2 s), number of scans 128 (or 512), and a pulse width of 5 μs for ^{19}F NMR.

3.2.2. Fourier transform infrared spectroscopy (FTIR)

The FTIR spectra were recorded on a Nicolet 210 FTIR spectrometer. The characteristic absorptions mentioned in the text were strong bands reported in cm^{-1} .

3.2.3. Autoclave operations

The carbonation reactions were performed in Hastelloy Parr autoclave systems (HC 276, 100 mL) equipped with a manometer, a mechanical Hastelloy anchor, a rupture disk (3000 PSI), inlet, and outlet valves. An electronic device regulated and controlled both the stirring and heating of the autoclave. Before reaction, the autoclave was pressurized with 30 bars of nitrogen to check for leaks. The autoclave was then conditioned for the reaction with a vacuum of 10^{-2} mbar for 40 min to remove any trace of oxygen. The liquid and dissolved solid phases were introduced via a funnel. Then, the gases were introduced by double weighing (i.e., the weight difference before and after filling the autoclave with the gas).

3.3. Synthetic procedures

3.3.1. Synthesis of 4,4,5-trifluoro-5-(trifluoromethyl)-1,3-dioxolan-2-one (**1**)

In a round-bottom flask (100 mL), LiBr (209 mg, 2.4 mmol) was dissolved in acetone (30 mL). The solution was transferred into a reactor via a funnel. The reactor was cooled to -30 $^\circ\text{C}$, and HFPO (8 g, 4.8 mmol) was introduced by double weighing and then CO_2 (4 bar). The reaction was carried out at 65 $^\circ\text{C}$ for 14 h. Then, a pressure drop (30 bar) was noticed, probably due to the consumption of the HFPO and CO_2 . At 35 $^\circ\text{C}$, a rapid increase in temperature to 65 $^\circ\text{C}$ was observed, which shows that the reaction is exothermic. During the hour that followed this

exothermic event, the pressure decreased from 30 to 12 bar for a temperature maintained at 65 °C. After the reaction, the autoclave was degassed (releasing unreacted HFPO and CO₂), and acetone was evaporated under a vacuum. The remaining crude was dispersed in deionized water (50 mL). The aqueous mixture was extracted three times with dichloromethane (200 mL). The organic phase was dried with Na₂SO₄, filtered, and the dichloromethane evaporated. The final product is a yellow liquid obtained in 81% yield (¹⁹F NMR spectrum, Figure S1 in the SI).

¹³C NMR (100.6 MHz, CDCl₃, δ): 99.68–102.11 (C–F), 114.94–116.90 (CF₂), 123.81–125.70 (CF₃), 159.45 and 162.69 (C=O).

¹⁹F NMR (235.2 MHz, CDCl₃, δ): –135.1, –132.8–129.8, –122.5 (CF), –87.2, –83.6, –78.2 (CF₂), –81.8 (CF₃).

3.3.2. Synthesis of 4,4,5-trifluoro-5-(trifluoromethyl)-1,3-oxathiolane-2-thione (2)

In a round-bottom flask (100 mL), LiBr (209 mg, 2.4 mmol) and carbon disulfide (CS₂, 11.00 g, 144 mmol) were dissolved in acetone (30 mL). The solution was transferred into a reactor via a funnel. The reactor was cooled to –30 °C, and HFPO (8 g, 481 mmol) was introduced by double weighing. The reaction was carried out at 65 °C for 14 h. The purification was similar to that used for **1**. The product was obtained as a colorless oil with 83% yield (¹⁹F and ¹³C NMR spectra, Figures S2 and S3 in the SI).

¹³C NMR (100.6 MHz, CDCl₃, δ): 101.9–108.9 (C–F), 113.6–125.5 (CF₂ and CF₃), 159.1 and 162.5 (C=S).

¹⁹F NMR (235.2 MHz, CDCl₃, δ): –132.8, –130.1, –122.8 (CF), –89.0, –87.4, –83.9, –78.5 (CF), –82.1 (CF₃).

3.3.3. Synthesis of 4-(trifluoromethyl)-1,3-dioxolan-2-one (3)

Trifluoroethyleneoxide (15.01 g, 153 mmol) and LiBr (644 mg, 7.7 mmol) were dissolved in acetone (40 mL). The solution was transferred into a reactor, and the atmosphere was replaced with CO₂ (4 bar). The reaction was carried out at 65 °C for 14 h. The reactor was degassed after reaction and cooling to release the unreacted CO₂. The crude reaction product was then distilled with a Kugelrohr distillation apparatus. After purification, the product was obtained as

a colorless liquid (¹H, and ¹⁹F NMR spectra, Figures S4 and S5 in the SI).

¹H NMR (400.1 MHz, CDCl₃, δ): 4.53 (m, 1H, H_{3a}), 4.68 (m, 1H, H_{3b}), 5.03 (m, 1H, H₂).

¹³C NMR (100.6 MHz, CDCl₃, δ): 31.1 (s, CF₃), 36.2 (s, C_{3a}), 36.3 (s, C_{3b}), 162.4 (s, C₁).

¹⁹F NMR (235.2 MHz, CDCl₃, δ): –80.2 (s, CF₃).

3.3.4. Synthesis of 5-(trifluoromethyl)-1,3-oxathiolane-2-thione (4)

In a two-neck round-bottom flask (100 mL), trifluoroethyleneoxide (10.2 g, 104.1 mmol) and carbon disulfide (9.0 mL, 104.1 mmol, 1 eq) were introduced at 0 °C with a catalytic amount of LiBr (1.48 g, 17.2 mmol, 16.5 mol%) in acetone (50 mL). The reaction was then allowed to proceed under reflux at 65 °C for 14 h. The mixture was then cooled, poured into ethyl acetate, and washed twice with water. The organic phase was dried over magnesium sulfate before evaporating the solvent under a vacuum to obtain the pure product as a yellowish liquid (¹H and ¹⁹F NMR spectra, Figures S6 and S7 in the SI).

¹H NMR (400.1 MHz, CDCl₃, δ): 3.84 (m, 2H, H₃), 5.34 (m, 1H, H₂).

¹³C NMR (100.6 MHz, CDCl₃, δ): 31.1 (s, CF₃), 36.2 (s, C_{3a}), 36.3 (s, C_{3b}), 162.4 (s, C₁).

¹⁹F NMR (235.2 MHz, CDCl₃, δ): –77.6 (s, CF₃).

3.3.5. Synthesis of 4-[2,2,3,3,4,4,5,5-octafluoro-6-(2-oxo-1,3-dioxolan-4-yl)hexyl]-1,3-dioxolan-2-one (5)

The procedure was similar to that of the synthesis of **1**. 1,4-bis(2',3'-epoxypropyl)perfluorobutane (10.02 g, 31.8 mmol) and LiBr (276 mg, 3.18 mmol) were dissolved in acetone (30 mL). The solution was transferred into a reactor and the atmosphere was replaced with CO₂ (4 bar). The reaction was carried out at 65 °C for 96 h. During the reaction, an increase in the pressure inside the reactor was observed (up to 12 bar), followed by a decreased pressure from 12 bar to 6 bar for a temperature maintained at 65 °C. After reaction and cooling, the reactor was degassed. The crude product was washed with acetone (100 mL), filtered and evaporated under a vacuum, and led to the desired product. The product was obtained as a white powder (¹H, ¹⁹F, ¹³C NMR spectra, and FTIR spectrum, Figures 2–4 and S8 in the SI).

Melting Point: 129 ± 2 °C.

¹H NMR (400.1 MHz, CDCl₃, δ): 2.90 (m, CH₂CF₂, 4H), 4.63 and 4.22 (m, OCH₂, 4H), 5.20 (m, CH, 1H).

¹⁹F NMR (235.2 MHz, CDCl₃, δ): -112.3 (AB system, CH₂CF_ACF_BCF₂), -123.2 (s, CH₂CF₂CF₂).

¹³C NMR (100.6 MHz, CDCl₃, δ): 154.4 (C=O), 106.6–120.72 (CF₂), 70.2 (CH), 60.2 (OCH₂), 39.3 (CH₂CF₂).

3.3.6. Synthesis of 4-[2,2,3,3,4,4,5,5-octafluoro-6-(2-thioxo-1,3-oxathiolan-4-yl)hexyl]-1,3-oxathiolane-2-thione (6)

The procedure was similar to that of the synthesis of **2**. LiBr (276 mg, 1.59 mmol), carbon disulfide (7.00 g, 10 mmol) and 1,4-bis(2',3'-epoxypropyl)perfluorobutane (5.03 g, 15 mmol) were dissolved in acetone (30 mL). The solution was introduced into a reactor via a tight funnel. The reaction was carried out at 65 °C for 96 h. After opening the reactor, the crude reaction product was washed with dichloromethane (100 mL), filtered, and dried under a vacuum to lead to the desired product. The pure product was obtained as a white powder (¹H, ¹⁹F, ¹³C NMR spectra, and FTIR spectrum, Figures 2 and S9–S11 in the SI).

Melting Point: 136 ± 2 °C.

¹H NMR (400.1 MHz, CDCl₃, δ): 3.02 (m, CH₂CF₂, 4H), 3.92 and 3.77 (m, OCH₂, 4H), 5.60 (m, CH, 1H).

¹³C NMR (100.6 MHz, CDCl₃, δ): 212.8 (C=S), 107.5–120.2 (CF₂), 84.6 (CH); 62.0 (OCH₂), 39.1 (CH₂CF₂).

¹⁹F NMR (235.2 MHz, CDCl₃, δ): -111.9 (AB system, CH₂CF_ACF_BCF₂), -124.0 (s, CH₂CF₂CF₂).

4. Conclusions

In this study, three fluorinated epoxides were efficiently carbonated or xanthated using mild conditions. The reaction conditions were optimized to produce the desired cyclic carbonates (**1** and **3**) and cyclic xanthates (**2** and **4**) in high yields (81–91%) in acetone at 65 °C catalyzed by LiBr. Then, original five-membered bis-CC (**5**) and bis-XA (**6**) were synthesized in high yields (85 and 87%, respectively) by reacting CX₂ with 1,4-bis(2',3'-epoxypropyl)perfluorobutane using the optimum conditions in the presence of LiBr. All the carbonates and xanthates (**1–6**) produced in this work were

confirmed and characterized by ¹H, ¹⁹F, ¹³C NMR, and FTIR analysis.

Conflicts of interest

The authors have no conflict of interest to declare.

Acknowledgments

The authors are grateful to the Institut de Chimie of the CNRS and CEA Le Ripault, France for financial support by supplying us with free materials, TOSOH Finechemicals and INC (Shiba, Japan), and SynQuest (Alachua, USA) that made this research possible. The authors thank Ecole Nationale Supérieure de chimie de Montpellier (ENSCM) and the Université Libanaise (UL). The authors also thank Prof. Bernard Boutevin (ENSCM), Dr. Vincent Besse, Dr. Sandy Gosset (ENSCM) and Dr. Daoud Naoufal (UL).

Supplementary data

Supporting information for this article is available on the journal's website under <https://doi.org/10.5802/crchim.216> or from the author.

References

- [1] A.-A. G. Shaikh, S. Sivaram, *Chem. Rev.*, 1996, **96**, 951-976.
- [2] J.-S. Tian, C.-X. Miao, J.-Q. Wang, F. Cai, Y. Du, Y. Zhao, L.-N. He, *Glycol. Green Chem.*, 2007, **9**, 566-571.
- [3] M. Yoshida, M. Ihara, *Chem. Eur. J.*, 2004, **10**, 2886-2893.
- [4] M. Yoshida, N. Hara, S. Okuyama, *Chem. Commun.*, 2000, 151-152.
- [5] P. G. Jessop, T. Ikariya, R. Noyori, *Chem. Rev.*, 1995, **95**, 259-272.
- [6] B. Grignard, S. Gennen, C. Jérôme, A. W. Kleij, C. Detrembleur, *Chem. Soc. Rev.*, 2019, **48**, 4466-4514.
- [7] B. Ochiai, T. Endo, *Prog. Polym. Sci.*, 2005, **30**, 183-215.
- [8] T. Sakakura, K. Kohno, *Chem. Commun.*, 2009, 1312-1330.
- [9] Y.-Y. Zhang, X.-H. Zhang, R.-J. Wei, B.-Y. Du, Z.-Q. Fan, G.-R. Qi, *RSC Adv.*, 2014, **4**, 36183-36188.
- [10] J. Bayardon, J. Holz, B. Schäßner, V. Andrushko, S. Verevkin, A. Preetz, A. Börner, *Angew. Chem. Int. Ed.*, 2007, **46**, 5971-5974.
- [11] T. Tsuda, K. Kondo, T. Tomioka, Y. Takahashi, H. Matsumoto, S. Kuwabata, C. L. Hussey, *Angew. Chem. Int. Ed.*, 2011, **50**, 1310-1313.
- [12] H. Ota, Y. Sakata, Y. Otake, K. Shima, M. Ue, J. Yamaki, *J. Electrochem. Soc.*, 2004, **151**, A1778.
- [13] H. Galiano, S. Cadra, B. Ameduri, V. Besse, A. Alaaeddine, "Specific Fluorinated Compounds Used as an Organic Solvent for Lithium Salts", January 15, 2015, WO2015004200.

- [14] S. Fukuoka, M. Kawamura, K. Komiya, M. Tojo, H. Hachiya, K. Hasegawa, M. Aminaka, H. Okamoto, I. Fukawa, S. Konno, *Green Chem.*, 2003, **5**, 497-507.
- [15] P. P. Pescarmona, M. Taherimehr, *Catal. Sci. Technol.*, 2012, **2**, 2169-2187.
- [16] J. H. Clements, *Ind. Eng. Chem. Res.*, 2003, **42**, 663-674.
- [17] A.-H. Liu, B. Yu, L.-N. He, *Greenh. Gases: Sci. Technol.*, 2015, **5**, 17-33.
- [18] A.-L. Brocas, G. Cendejas, S. Caillol, A. Deffieux, S. Carlotti, *J. Polym. Sci. A: Polym. Chem.*, 2011, **49**, 2677-2684.
- [19] S. Benyahya, J.-P. Habas, R. Auvergne, V. Lapinte, S. Caillol, *Polym. Int.*, 2012, **61**, 1666-1674.
- [20] S. Benyahya, M. Desroches, R. Auvergne, S. Carlotti, S. Caillol, B. Boutevin, *Polym. Chem.*, 2011, **2**, 2661-2667.
- [21] A. Cornille, R. Auvergne, O. Figovsky, B. Boutevin, S. Caillol, *Eur. Polym. J.*, 2017, **87**, 535-552.
- [22] C. Carré, Y. Ecochard, S. Caillol, L. Avérous, *ChemSusChem*, 2019, **12**, 3410-3430.
- [23] A. Decortes, A. M. Castilla, A. W. Kleij, *Angew. Chem. Int. Ed.*, 2010, **49**, 9822-9837.
- [24] M. North, R. Pasquale, C. Young, *Green Chem.*, 2010, **12**, 1514-1539.
- [25] V. Besse, F. Camara, C. Voirin, R. Auvergne, S. Caillol, B. Boutevin, *Polym. Chem.*, 2013, **4**, 4545-4561.
- [26] S. Liang, H. Liu, T. Jiang, J. Song, G. Yang, B. Han, *Chem. Commun.*, 2011, **47**, 2131-2133.
- [27] N. Kihara, N. Hara, T. Endo, *J. Org. Chem.*, 1993, **58**, 6198-6202.
- [28] J.-W. Huang, M. Shi, *J. Org. Chem.*, 2003, **68**, 6705-6709.
- [29] K. Yamaguchi, K. Ebitani, T. Yoshida, H. Yoshida, K. Kaneda, *J. Am. Chem. Soc.*, 1999, **121**, 4526-4527.
- [30] B. Barkakaty, K. Morino, A. Sudo, T. Endo, *Green Chem.*, 2010, **12**, 42-44.
- [31] Y. Du, F. Cai, D.-L. Kong, L.-N. He, *Green Chem.*, 2005, **7**, 518-523.
- [32] C. Qi, J. Ye, W. Zeng, H. Jiang, *Adv. Synth. Catal.*, 2010, **352**, 1925-1933.
- [33] H. Kawanami, A. Sasaki, K. Matsui, Y. Ikushima, *Chem. Commun.*, 2003, 896-897.
- [34] L. Han, H.-J. Choi, S.-J. Choi, B. Liu, D.-W. Park, *Green Chem.*, 2011, **13**, 1023-1028.
- [35] F. Shi, Q. Zhang, Y. Ma, Y. He, Y. Deng, *J. Am. Chem. Soc.*, 2005, **127**, 4182-4183.
- [36] H. Zhou, W.-Z. Zhang, C.-H. Liu, J.-P. Qu, X.-B. Lu, *J. Org. Chem.*, 2008, **73**, 8039-8044.
- [37] S. Liang, H. Liu, T. Jiang, J. Song, G. Yang, B. Han, *Chem. Commun.*, 2011, **47**, 2131-2133.
- [38] T. Zhang, H. Chen, S. Liu, H. Lv, X. Zhang, Q. Li, *ACS Catalysis*, 2021, **11**, 14916-14925.
- [39] H. Lv, L. Fan, H. Chen, X. Zhang, Y. Gao, *Dalton Trans.*, 2022, **51**, 3546-3556.
- [40] V. Besse, G. Foyer, R. Auvergne, S. Caillol, B. Boutevin, *J. Polym. Sci. A: Polym. Chem.*, 2013, **51**, 3284-3296.
- [41] B. Ochiai, J. Nakayama, M. Mashiko, Y. Kaneko, T. Nagasawa, T. Endo, *J. Polym. Sci. A: Polym. Chem.*, 2005, **43**, 5899-5905.
- [42] A. Sudo, S. Motokucho, T. Endo, *J. Polym. Sci. A: Polym. Chem.*, 2008, **46**, 2588-2592.
- [43] Y.-M. Wang, B. Li, H. Wang, Z.-C. Zhang, X.-B. Lu, *Appl. Organomet. Chem.*, 2012, **26**, 614-618.
- [44] T. Endo, W. Choi, F. Sanda, *HETEROCYCLES*, 2000, **52**, 125-128.
- [45] S. Motokucho, D. Takeuchi, F. Sanda, T. Endo, *Tetrahedron*, 2001, **57**, 7149-7152.
- [46] N. Kihara, Y. Nakawaki, T. Endo, *J. Org. Chem.*, 1995, **60**, 473-475.
- [47] V. A. Petrov, W. Marshall, *J. Fluor. Chem.*, 2011, **132**, 41-51.
- [48] S. Banerjee, Y. Patil, O. Gimello, B. Ameduri, *Chem. Commun.*, 2017, **53**, 10910-10913.
- [49] B. Ameduri, S. Fomin, *Progress in Fluorine Science*, vol. 1, Elsevier, Amsterdam, 2020.
- [50] B. Ameduri, B. Boutevin, *Well-Architected Fluoropolymers: Synthesis, Properties and Applications*, 1st ed., Elsevier Science, Amsterdam, 2004.
- [51] B. Ameduri, *Chem. Rev.*, 2009, **109**, 6632-6686.
- [52] J. Song, B. Zhang, P. Zhang, J. Ma, J. Liu, H. Fan, T. Jiang, B. Han, *Catal. Today*, 2012, **183**, 130-135.
- [53] Y. Taguchi, M. Yasumoto, I. Shibuya, Y. Suhara, *Bull. Chem. Soc. Jpn.*, 1989, **62**, 474-478.
- [54] W. Clegg, R. W. Harrington, M. North, P. Villuendas, *J. Org. Chem.*, 2010, **75**, 6201-6207.
- [55] R. Maggi, C. Malmassari, C. Oro, R. Pela, G. Sartori, L. Soldi, *Synthesis*, 2008, **2008**, 53-56.
- [56] I. Yavari, M. Ghazanfarpour-Darjani, Z. Hossaini, M. Sabbaghan, N. Hosseini, *Synlett*, 2008, **2008**, 889-891.
- [57] J.-Y. Wu, Z.-B. Luo, L.-X. Dai, X.-L. Hou, *J. Org. Chem.*, 2008, **73**, 9137-9139.