



**HAL**  
open science

## Convenient synthesis of substituted thiazolo [4,5-b] quinolines

Elodie Cortelazzo-Polisini, Michel Boisbrun, Axel Gansmuller, Corinne Comoy

► **To cite this version:**

Elodie Cortelazzo-Polisini, Michel Boisbrun, Axel Gansmuller, Corinne Comoy. Convenient synthesis of substituted thiazolo [4,5-b] quinolines. BOSS XVII 17th Belgian Organic Synthesis Symposium, Jul 2022, Namur, Belgium. . hal-03975258

**HAL Id: hal-03975258**

**<https://hal.science/hal-03975258v1>**

Submitted on 6 Feb 2023

**HAL** is a multi-disciplinary open access archive for the deposit and dissemination of scientific research documents, whether they are published or not. The documents may come from teaching and research institutions in France or abroad, or from public or private research centers.

L'archive ouverte pluridisciplinaire **HAL**, est destinée au dépôt et à la diffusion de documents scientifiques de niveau recherche, publiés ou non, émanant des établissements d'enseignement et de recherche français ou étrangers, des laboratoires publics ou privés.



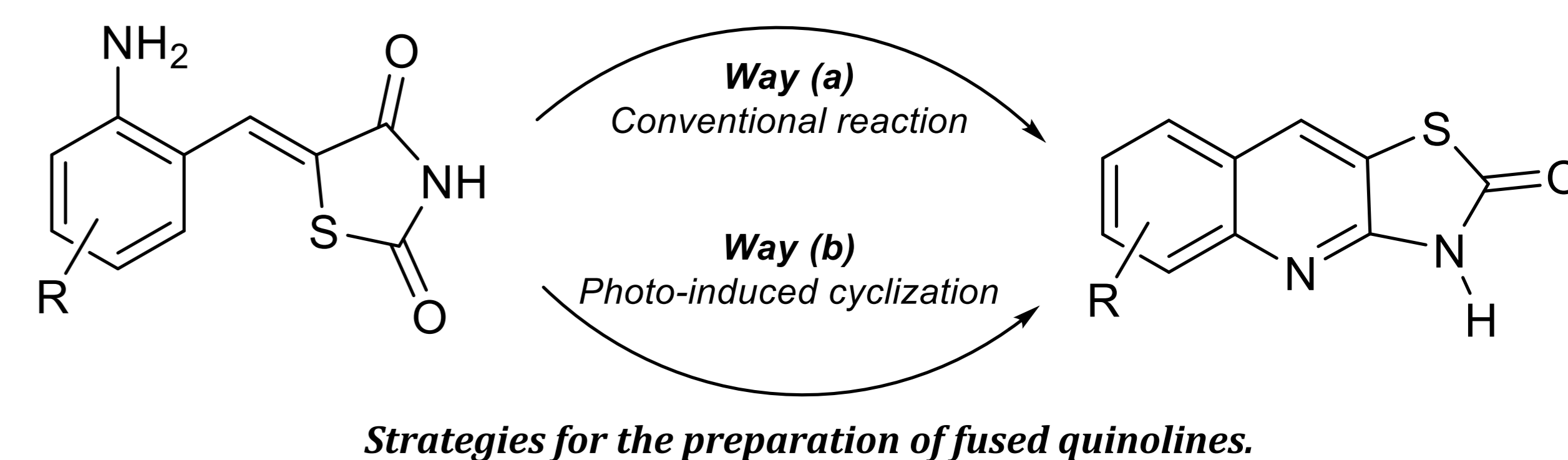
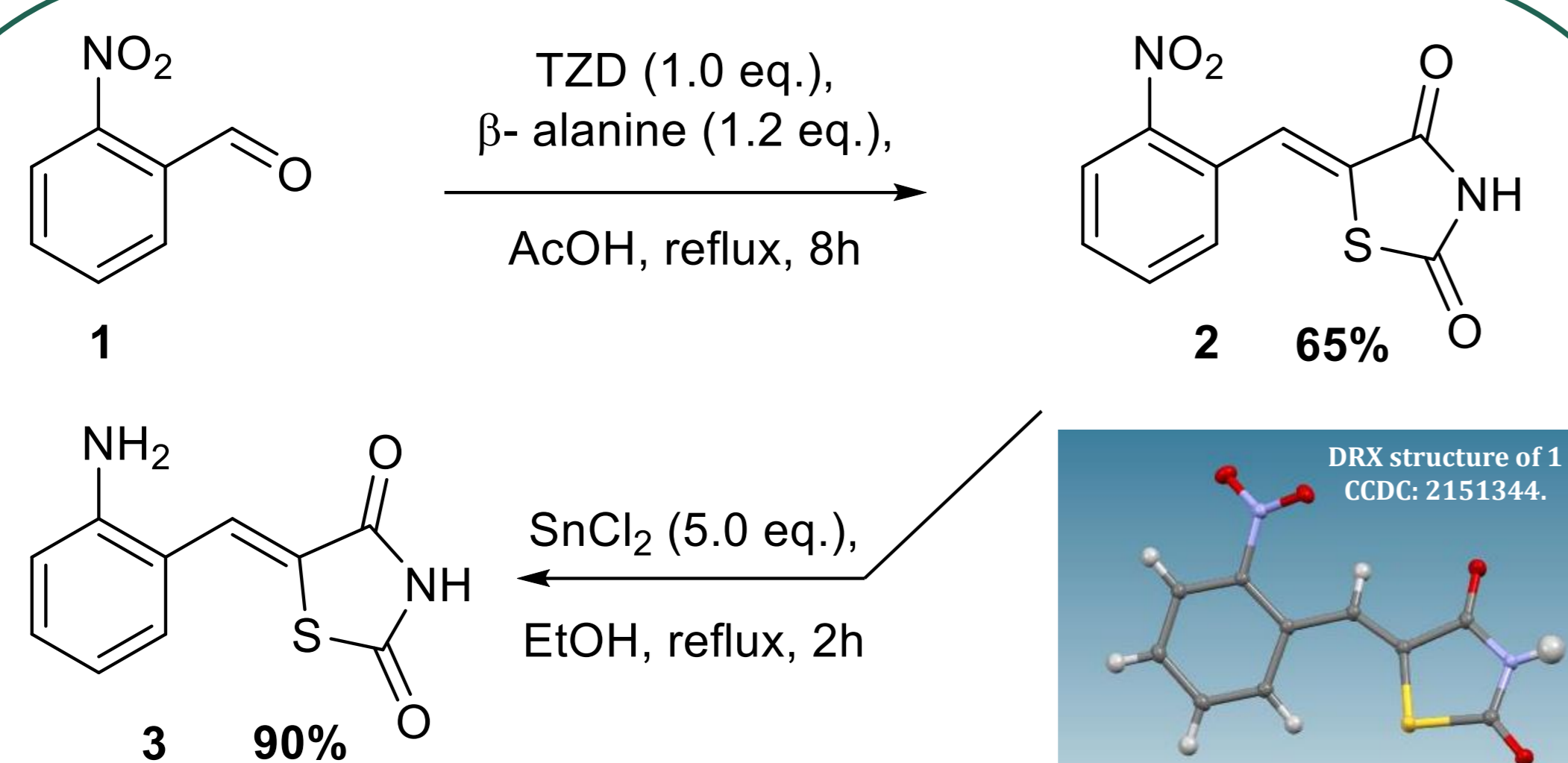
Distributed under a Creative Commons Attribution 4.0 International License

Cortelazzo-Polisini, E.;<sup>a</sup> Boisbrun, M.;<sup>a</sup> Gansmüller, A. H.;<sup>b</sup> Comoy, C.<sup>a</sup><sup>a</sup>Université de Lorraine, CNRS, L2CM, F-54000 Nancy, France<sup>b</sup>Université de Lorraine, CNRS, CRM2, F-54000 Nancy, France

## Introduction

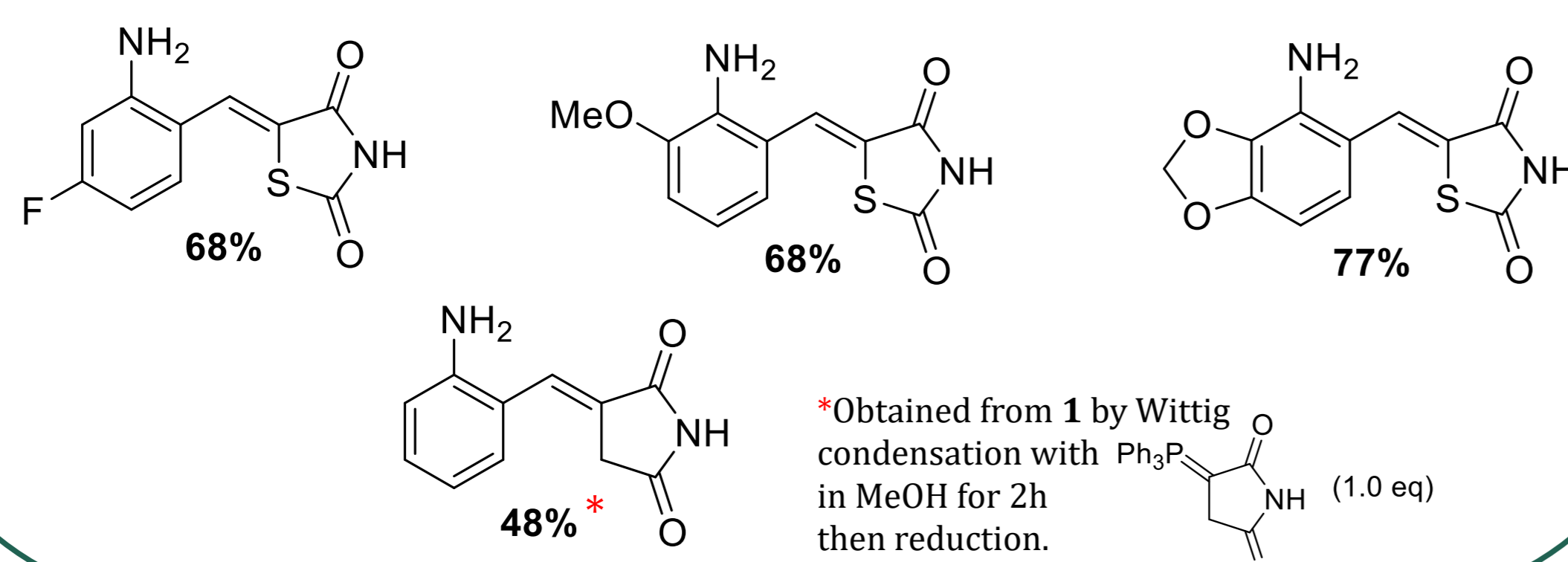
Quinoline structures are interesting as they are present in a large variety of biologically active compounds,<sup>1</sup> thus their synthesis have received a large attention. Many methods are employed to prepare these moieties but they often need hard conditions.<sup>2,3,4</sup> In this work, we focused our attention on a short and efficient synthesis of fused quinolines. We envisioned two strategies:

- \* one with classical conditions,
- \* a more original one, based on photo-induction.

Preparation of *o*-aminobenzylidene scaffold

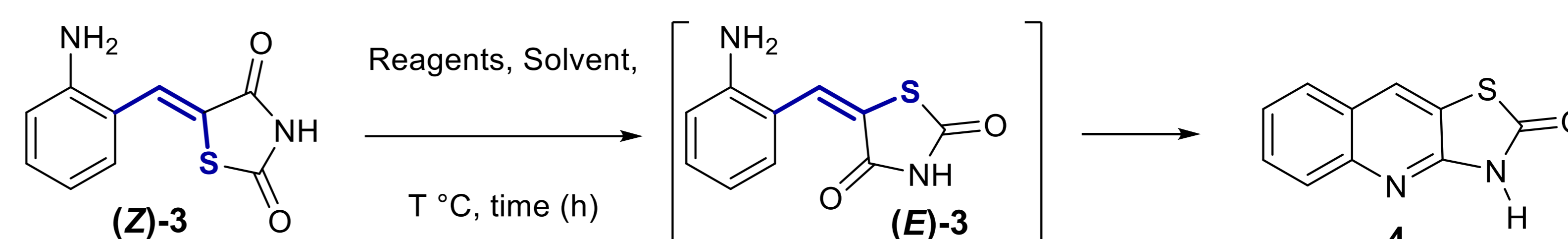
- Easy and fast synthesis.
- Good overall yield (59%).
- Only pure isomer (*Z*) is obtained.

## Extension of the sequence to various aminobenzylidenes



## Classical way

The preparation of quinoline **4** depends on the isomerization of the double bond.



Conditions for preparation of quinoline **4**.

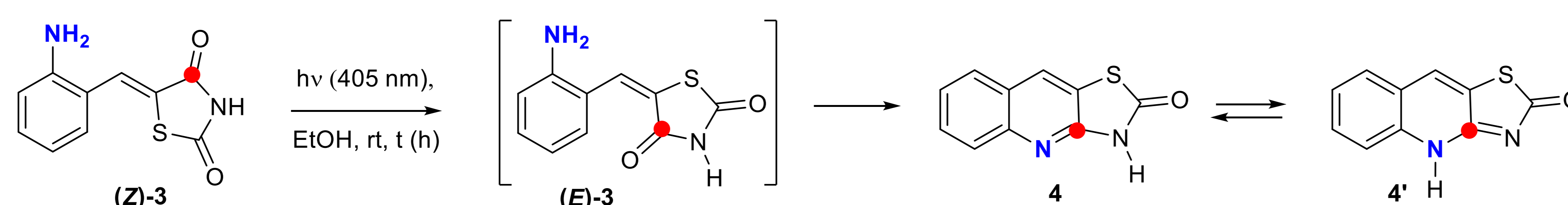
Starting material	Solvent	T (°C)	time	Reagents	Results
	Acetone	r.t.	2 h to 48 h	none	Traces of <b>4</b>
	Acetone	r.t.	2 months	none	80% of <b>4</b>
	Acetone	reflux	2 h to 24 h	none	degradation
	Toluene	reflux	3 h to 24 h	APTS (0.1 eq)	s.m. <sup>c</sup>
	EtOH	180°C <sup>a</sup>	3 h	none	degradation
	EtOH	150°C <sup>a</sup>	3 h	none	degradation
	EtOH	120°C <sup>a</sup>	3 h	none	degradation
	EtOH	reflux <sup>b</sup>	8 h	SnCl <sub>2</sub> (5.0 eq)	<b>3</b> (90%), <b>4</b> (10%) <sup>d</sup>
	EtOH	reflux	8 h	SnCl <sub>2</sub> (20.0 eq)	<b>3</b> (90%), <b>4</b> (10%) <sup>d</sup>
	EtOH	120°C <sup>a</sup>	3 h	SnCl <sub>2</sub> (5.0 eq)	degradation

<sup>a</sup> Thermal reactions were run in sealed vessel. <sup>b</sup> Under microwaves. <sup>c</sup> s.m. Starting material. <sup>d</sup> Yield estimated by <sup>1</sup>H NMR.

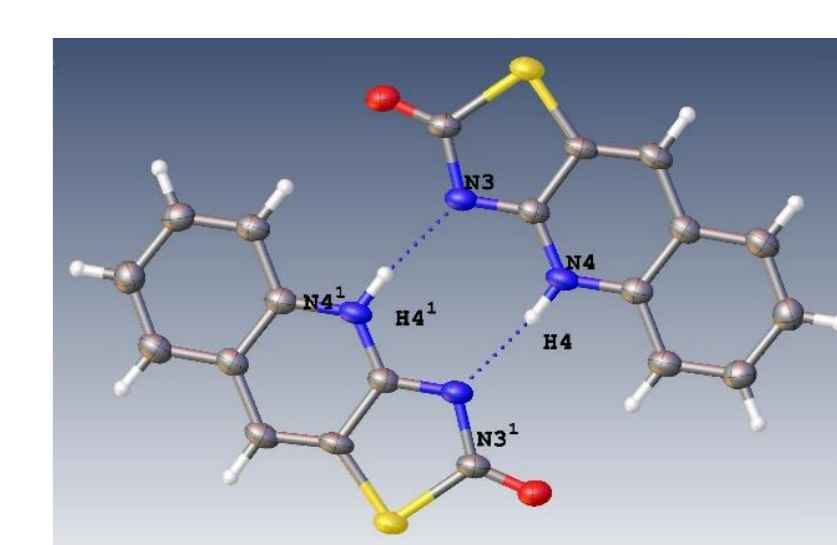
Acid activation **X** High pressure **X** Long time agitation **✓** Light activation ? **⚡**  
High temperature **X** Microwaves **X**

## Photochemistry way

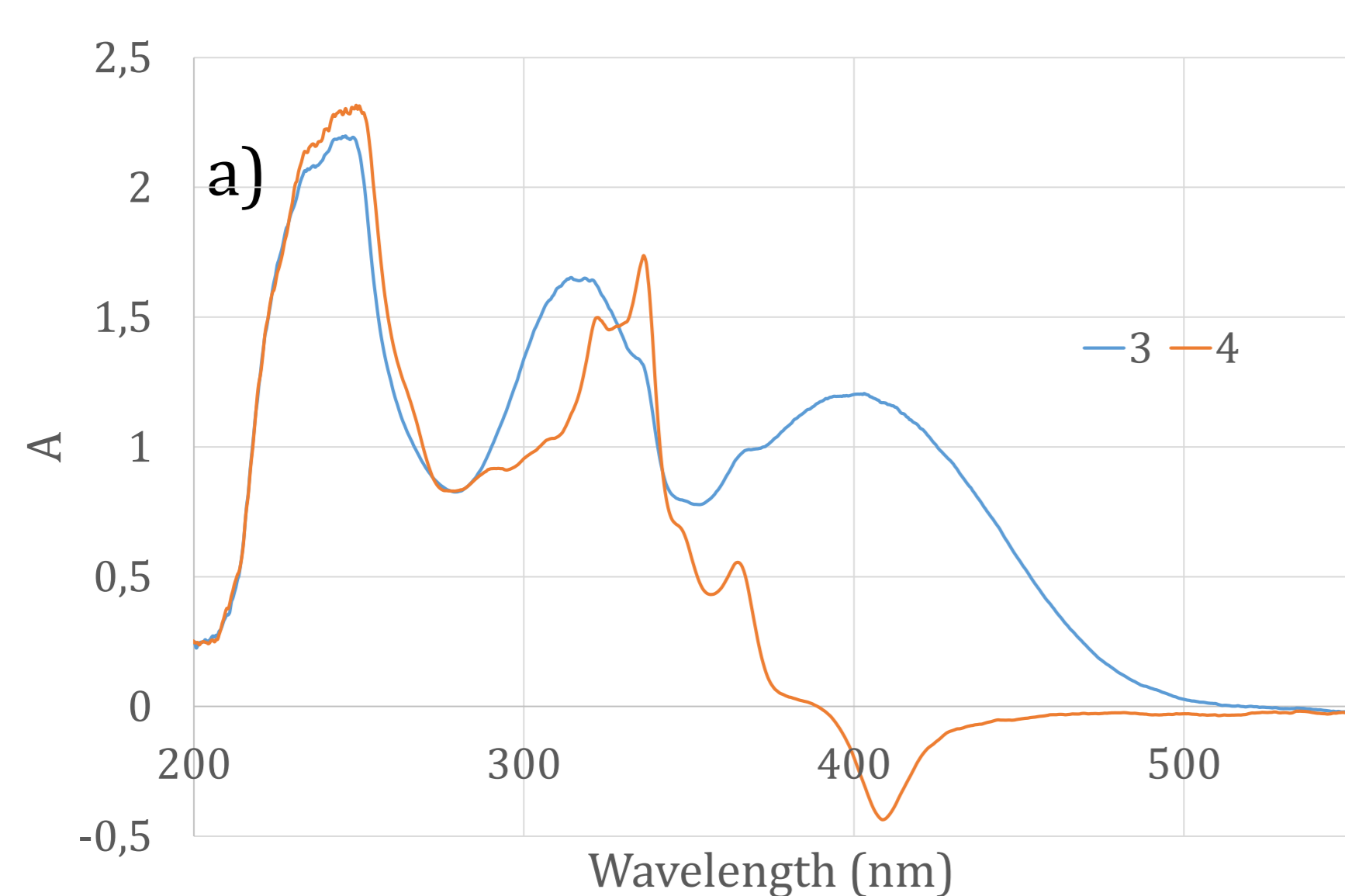
The nucleophilic attack of the amine moiety on a carbonyl group depends on the double bond configuration: an inversion is necessary to obtain the fused quinoline. As a consequence of the latter results (acetone, r.t., 2 months), we investigated the photo-induced isomerization of the double bond with light.<sup>5,6,7</sup>



Solutions of amine **3** and quinoline **4** in EtOH



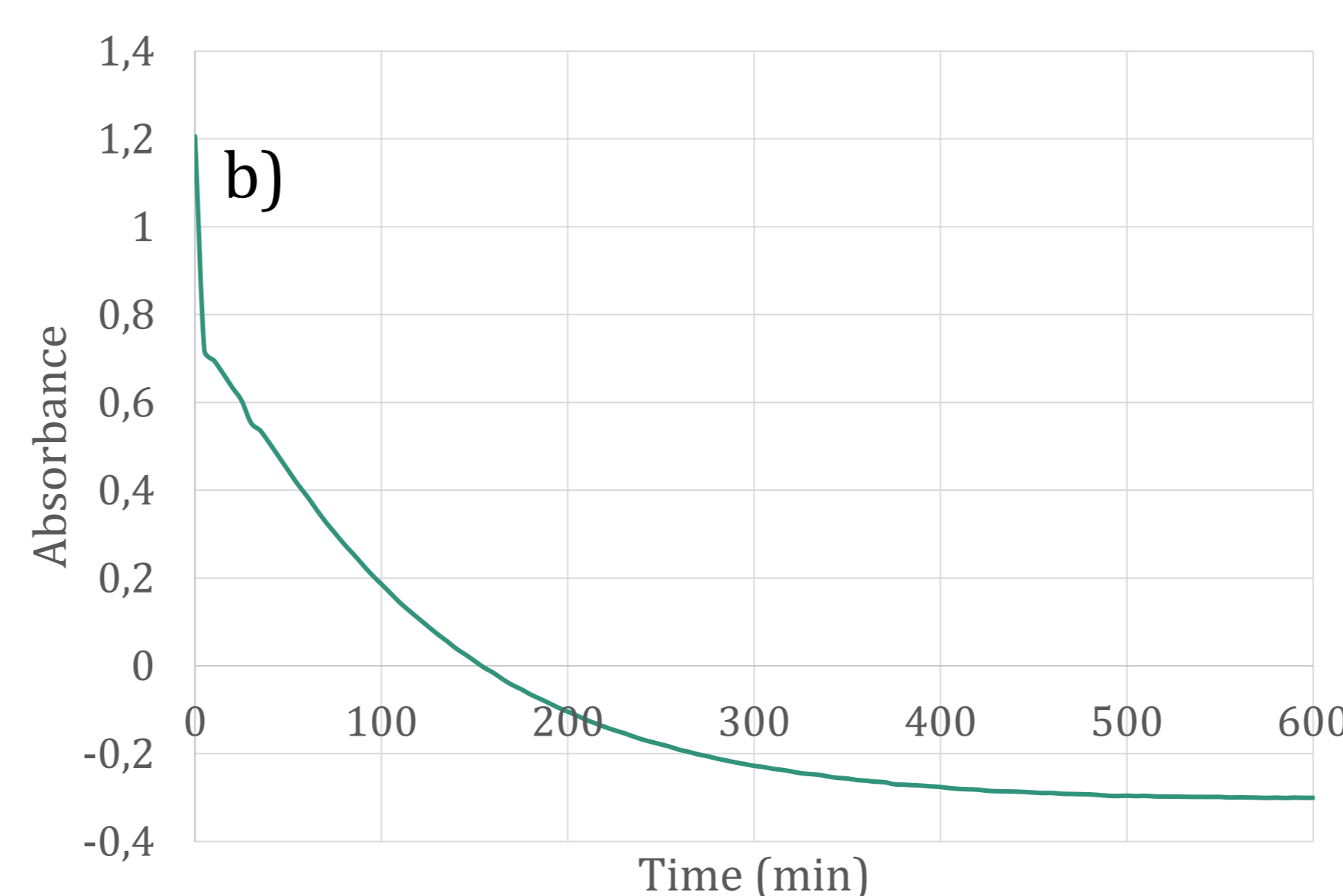
DRX structure of quinoline **4'** CCDC: 2151345.



a) UV-visible spectra of amine **3** and quinoline **4** in EtOH; b) kinetic study of amine **3** consumption under irradiation at 405 nm.

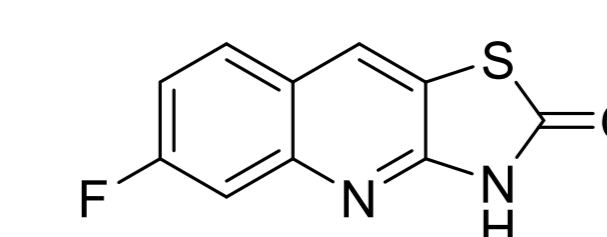
→ Product **4** was prepared after a 48h irradiation at 405 nm in an excellent 84% yield (overall yield 49%).

→ Extension of the photoinduced cyclization sequence afforded various fused azaheterocycles in 48 to 77% yields.

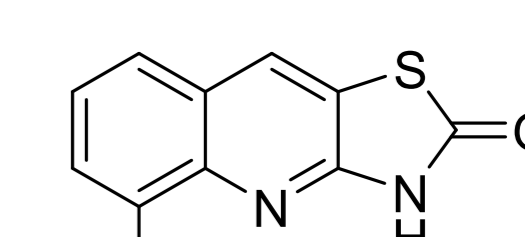


## Exemplification

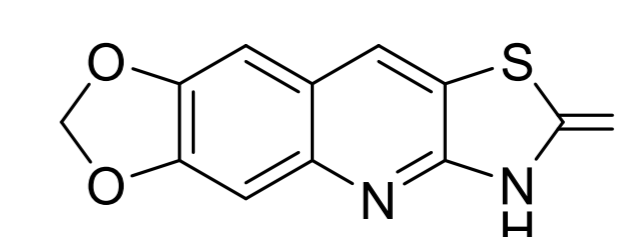
Various fused azaheterocycles were obtained by photoinduction.



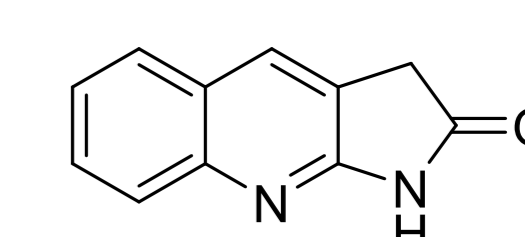
**68%**  $\lambda = 405 \text{ nm}$   
 $t = 48 \text{ h}$   
Overall yield : **33%\***



**68%**  $\lambda = 405 \text{ nm}$   
 $t = 48 \text{ h}$   
Overall yield : **39%\***



**77%**  $\lambda = 430 \text{ nm}$   
 $t = 48 \text{ h}$   
Overall yield : **18%\***



**48%**  $\lambda = 375 \text{ nm}$   
 $t = 48 \text{ h}$   
Overall yield : **30%\***

\*Overall yield calculated for 3 steps.

## Conclusion

We succeeded in preparing various fused quinolines with a 3-steps synthesis in **18 to 49 %** overall yields. The first two steps were fast and effective as we obtained amines **3** as pure products in very good yields (**23 to 62 %**). The third step consisted in a photo-induced isomerization followed by a subsequent cyclization. This method is convenient, clean and really effective compared to classical ways.<sup>8</sup>

## References

- [1] Weyesa, A.; Mulugeta, E., *RSC Adv.* **2010**, *10*, 20784–20793. [2] Mekheimer, R.A.; Al-Sheikh, M. A.; Medrasi, H. Y.; Sadek, K. U., *RSC Adv.* **2020**, *10*, 19867–19935. [3] Ramann, G. A.; Cowen, B. J., *Molecules*, **2016**, *21*, 986. [4] Kouznetsov, V. V.; Vargas Méndez, L. Y.; MeléndezGómez, C. M., *Curr. Org. Chem.* **2005**, *9*, 141–161. [5] Momose, Y.; Meguro, K.; Ikeda, H.; Hatanaka, C.; Oi, S.; Sohma, T., *Chem. Pharm. Bull.* **1991**, *39*, 1440–1445. [6] Murata, M.; Zheng, H.; Chen, L.; Li, R.; He, C.; Yang, S.; Ye, X.; Chen, Z.; Li, Z.; Gao, Y.; Han J.; He, G.; Yang, L.; Wei, Y., *J. Med. Chem.* **1999**, *34*, 1061–1070. [7] Chen, X.; Qiu, S.; Wang, S.; Wang, H.; Zhai, H., *Org. Biomol. Chem.* **2017**, *15*, 6349–6352. [8] Cortelazzo-Polisini, E.; Boisbrun, M.; Gansmüller, A. H.; Comoy, C. *J. Org. Chem.* **2022**, submitted.