



**HAL**  
open science

## Laser-induced ultrafast demagnetization and perpendicular magnetic anisotropy reduction in a Co<sub>88</sub>Tb<sub>12</sub> thin film with stripe domains

Marcel Hennes, Alaa El Dine Merhe, Xuan Liu, David Weder, Clemens von Korff Schmising, Michael Schneider, Christian Michael Günther, Benoît Mahieu, Grégory Malinowski, Michel Hehn, et al.

### ► To cite this version:

Marcel Hennes, Alaa El Dine Merhe, Xuan Liu, David Weder, Clemens von Korff Schmising, et al.. Laser-induced ultrafast demagnetization and perpendicular magnetic anisotropy reduction in a Co<sub>88</sub>Tb<sub>12</sub> thin film with stripe domains. Ultrafast Magnetic Conference, Sep 2022, Nancy, France. 2022. hal-03974509

**HAL Id: hal-03974509**

**<https://hal.science/hal-03974509>**

Submitted on 5 Feb 2023

**HAL** is a multi-disciplinary open access archive for the deposit and dissemination of scientific research documents, whether they are published or not. The documents may come from teaching and research institutions in France or abroad, or from public or private research centers.

L'archive ouverte pluridisciplinaire **HAL**, est destinée au dépôt et à la diffusion de documents scientifiques de niveau recherche, publiés ou non, émanant des établissements d'enseignement et de recherche français ou étrangers, des laboratoires publics ou privés.



Distributed under a Creative Commons Attribution 4.0 International License



# Laser-induced ultrafast demagnetization and perpendicular magnetic anisotropy reduction in a $\text{Co}_{88}\text{Tb}_{12}$ thin film with stripe domains

<sup>1</sup>M. Hennes, <sup>1</sup>A. Merhe, <sup>1</sup>X. Liu, <sup>2</sup>D. Weder, <sup>2</sup>C. von Korff Schmising, <sup>2</sup>M. Schneider, <sup>3</sup>C. M. Günther, <sup>4</sup>B. Mahieu, <sup>5</sup>G. Malinowski, <sup>5</sup>M. Hehn, <sup>5</sup>D. Lacour, <sup>6</sup>F. Capotondi,

<sup>6</sup>E. Pedersoli, <sup>6</sup>I. P. Nikolov, <sup>1</sup>V. Chardonnet, <sup>1</sup>E. Jal, <sup>1</sup>J. Lüning and <sup>1</sup>B. Vodungbo

<sup>1</sup>Laboratoire de Chimie Physique – Matière et Rayonnement, CNRS, Sorbonne Université, 75005 Paris, France

<sup>2</sup>Max Born Institut für Nichtlineare Optik und Kurzzeitspektroskopie, 12489 Berlin, Germany

<sup>3</sup>Institut für Optik und Atomare Physik, Technische Universität Berlin, 10623 Berlin, Germany

<sup>4</sup>Laboratoire d'Optique Appliquée, ENSTA ParisTech, CNRS, Ecole Polytechnique, Université Paris-Saclay, 91762 Palaiseau Cedex, France

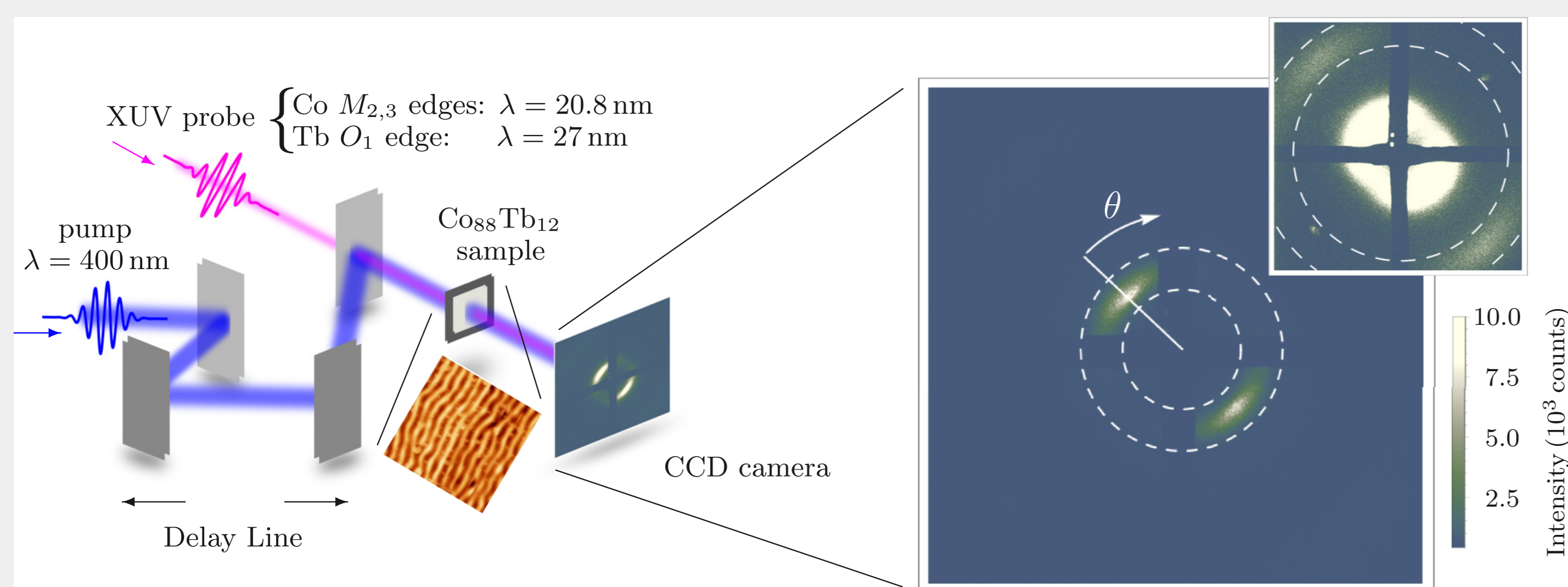
<sup>5</sup>Institut Jean Lamour, CNRS, Université de Lorraine, 54000 Nancy, France

<sup>6</sup>FERMI, Elettra-Sincrotrone Trieste, 34149 Basovizza, Trieste, Italy

## Abstract

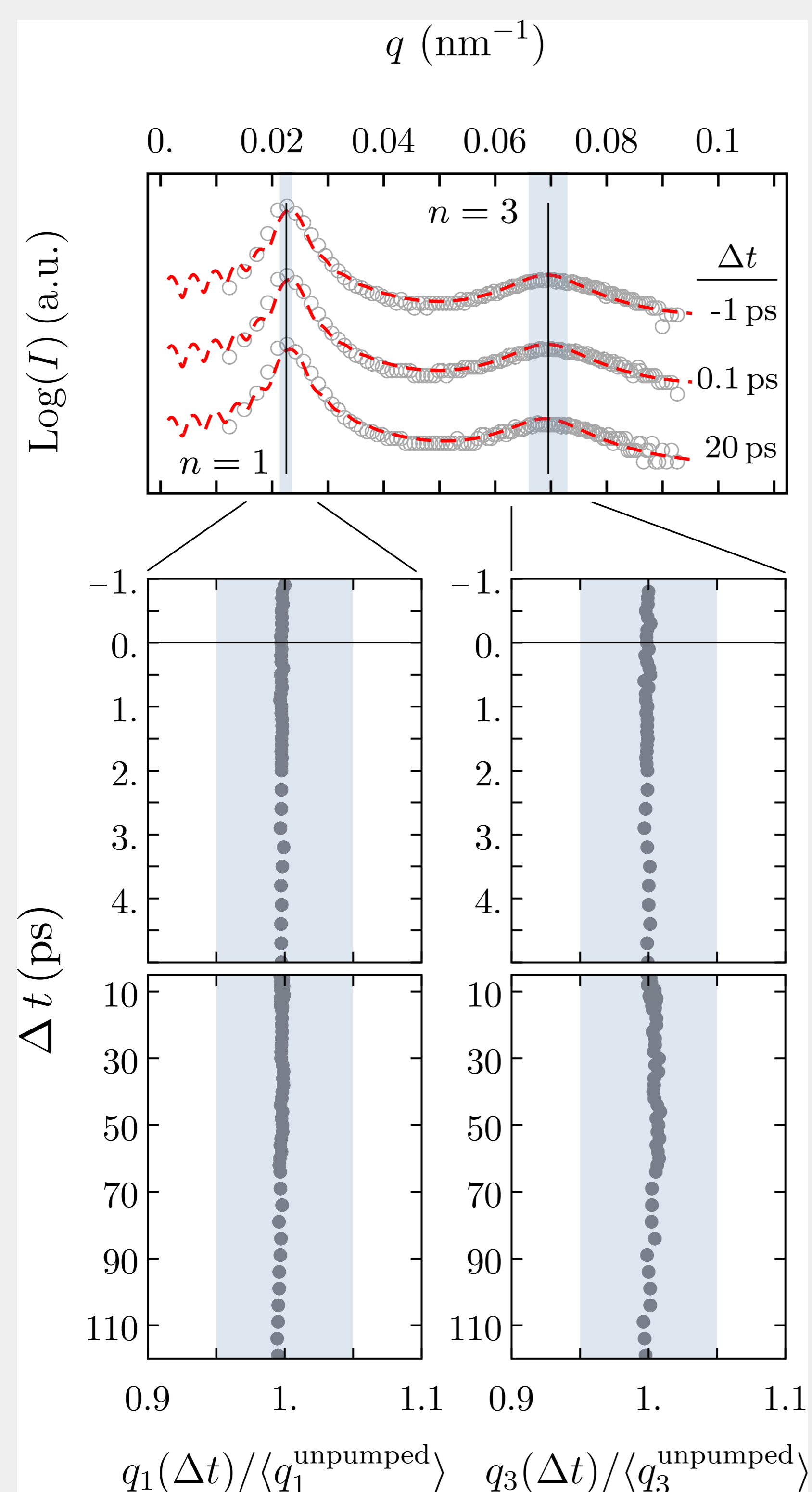
We use time-resolved x-ray resonant magnetic scattering (TR-XRMS) at the Co  $M_{2,3}$  and Tb  $O_1$  edges to study ultrafast demagnetization in an amorphous  $\text{Co}_{88}\text{Tb}_{12}$  alloy with stripe domains. Combining the femtosecond temporal with nanometer spatial resolution of our experiment, we demonstrate that the equilibrium spin texture of the thin film remains unaltered by the optical pump pulse on ultrashort timescales ( $< 1$  ps). However, after 4 ps, we observe the onset of a significant domain wall broadening, which we attribute to a reduction of the uniaxial magnetic anisotropy of the system, due to energy transfer to the lattice. Static temperature-dependent magnetometry measurements combined with analytical modeling of the magnetic structure of the thin film corroborate this interpretation.

## X-ray resonant magnetic scattering [1]



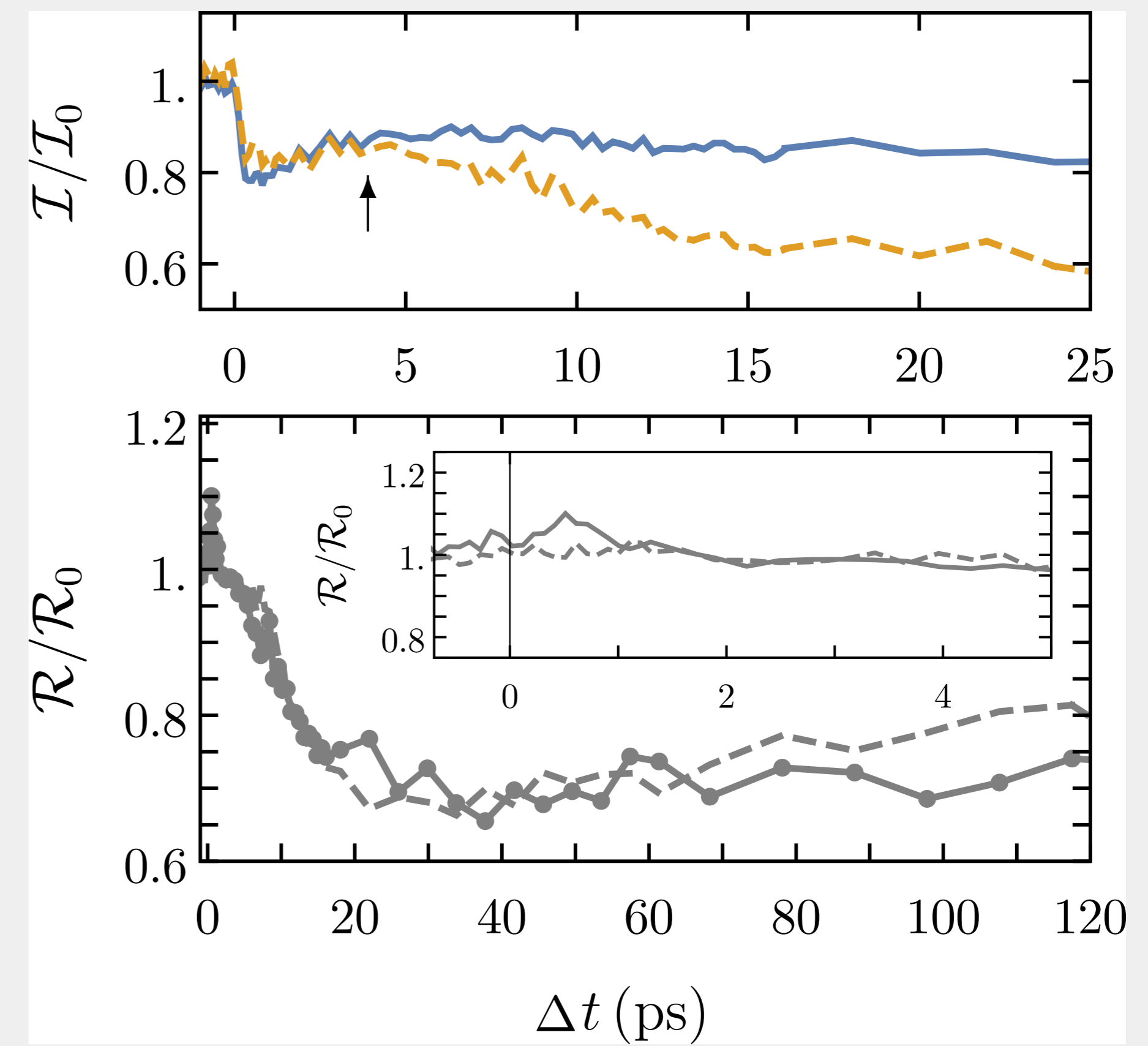
Experiment realized at FERMI free electrons laser  
 $\text{Co}_{88}\text{Tb}_{12}$  sample presenting a stripe domains structure  
 Observing intensity of scattering orders (1st and 3rd) as a function of time delay

## Azimuthal integration of scattering pattern (along $\theta$ )



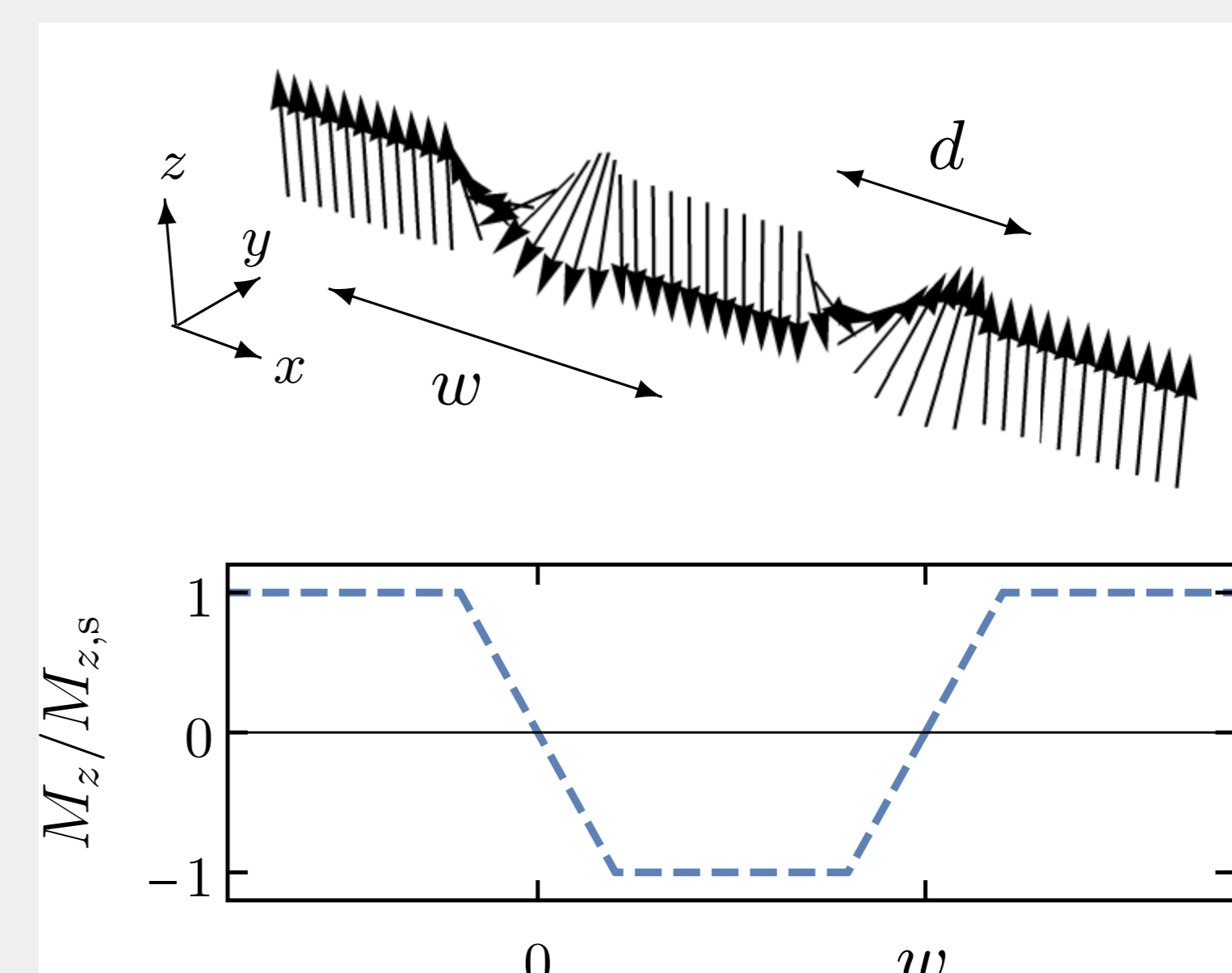
1st and 3rd peaks remain fixed as function of time  
 No modification of the domain structure periodicity

## Scattering intensity as function of time delay

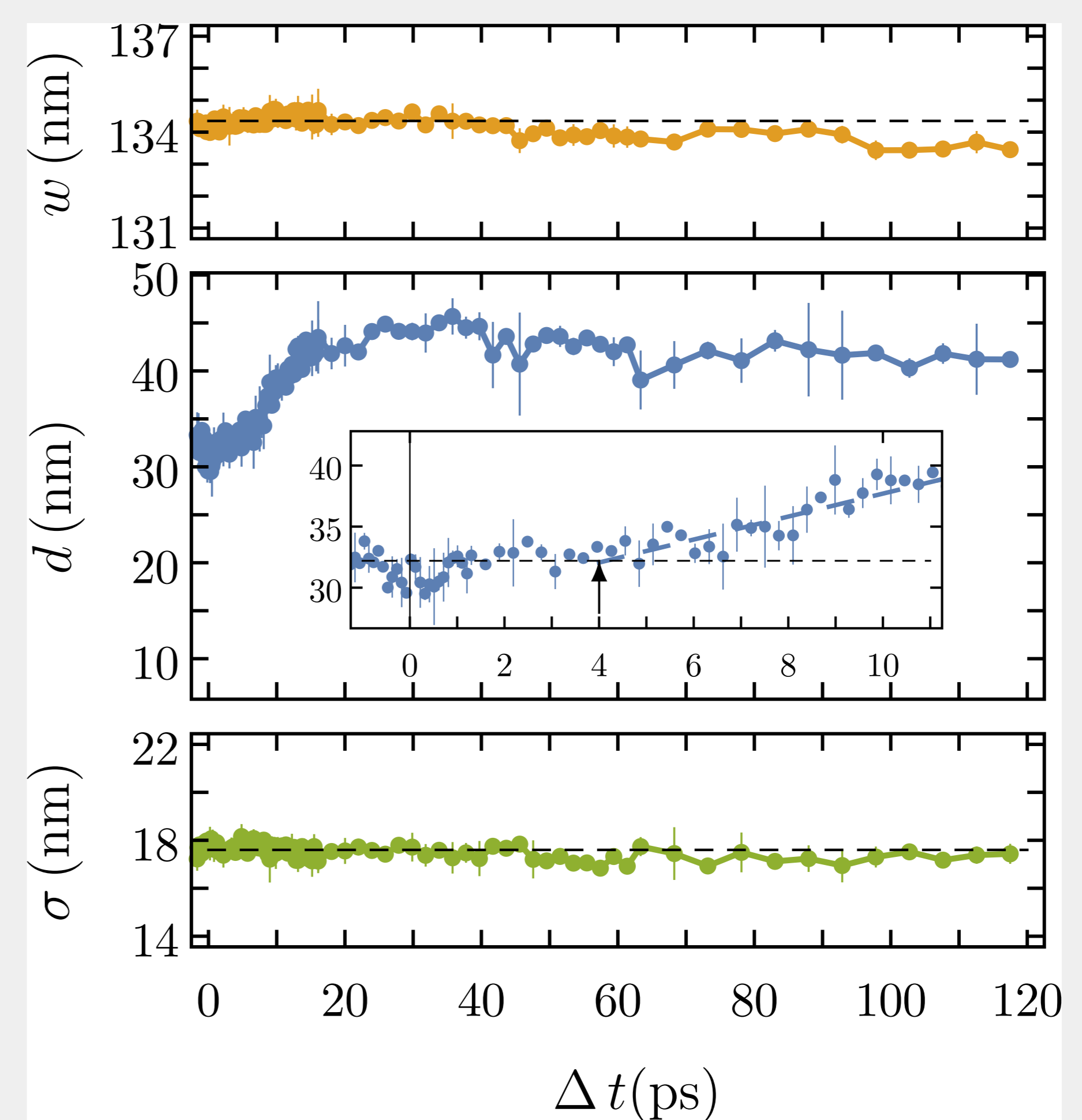


1st and 3rd orders intensity have very different dynamics  
 This reveals a modification of the domain wall region

## Fit to domain wall model [2]



Magnetic domain structure describe with linear domain wall



The domain wall width increases on the picosecond timescales

## Conclusion

We attribute this increase in domain wall width to a modification of the magnetic anisotropy since  $d \propto \sqrt{\frac{A}{K_u}}$ , where  $A$  is the exchange stiffness (which we suppose mostly constant) and  $K_u$  is the magnetic anisotropy.

## References

- 1 B. Vodungbo et al., Nat. Commun. 3, 999 (2012).
- 2 O. Hellwig et al., Phys. B: Condens. Matter 336, 136 (2003).
- 3 M. Hennes et al., Phys. Rev. B 102, 174437 (2020).