



**HAL**  
open science

## Same-sex unions in high-income countries: more widely recognized and more frequent

Wilfried Rault

### ► To cite this version:

Wilfried Rault. Same-sex unions in high-income countries: more widely recognized and more frequent. *Population et sociétés*, 2023, 607, pp.1-4. <10.3917/popsoc.607.0001>. <hal-03967410>

**HAL Id: hal-03967410**

**<https://hal.science/hal-03967410v1>**

Submitted on 1 Feb 2023

HAL is a multi-disciplinary open access archive for the deposit and dissemination of scientific research documents, whether they are published or not. The documents may come from teaching and research institutions in France or abroad, or from public or private research centers.

L'archive ouverte pluridisciplinaire HAL, est destinée au dépôt et à la diffusion de documents scientifiques de niveau recherche, publiés ou non, émanant des établissements d'enseignement et de recherche français ou étrangers, des laboratoires publics ou privés.



Distributed under a Creative Commons CC BY-ND 4.0 - Attribution - No Derivative Works - International License

# Population & Societies

## Same-sex unions in high-income countries: more widely recognized and more frequent

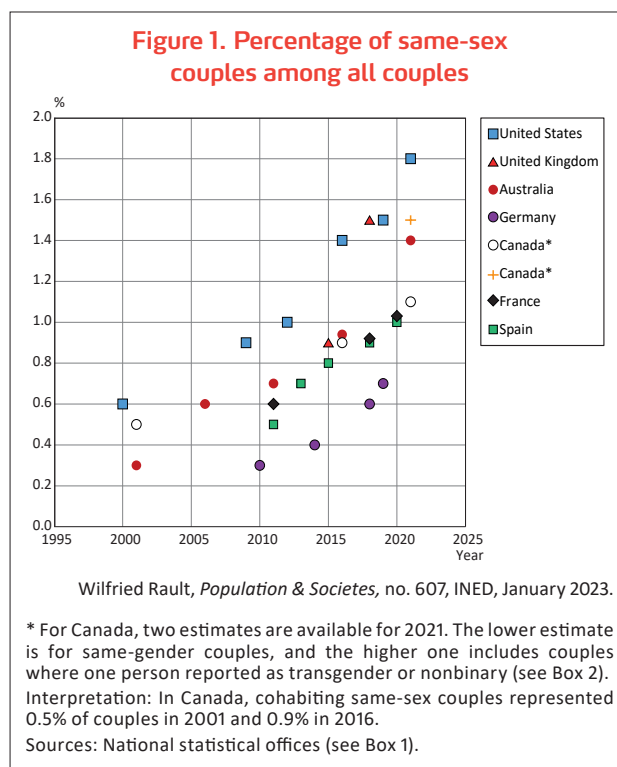
Wilfried Rault\*

Now legally recognized in many countries, same-sex couples are better identified in national statistics. Using the latest census and survey data, Wilfried Rault analyses their prevalence and characteristics. Is their frequency increasing? Does it vary by age and by place of residence? And across different countries?

The legal recognition of same-sex couples and greater social acceptance of sexual minorities are among the most important changes in family and private life since the end of the 20th century. Around 50 countries in Europe and elsewhere now offer legal status to same-sex couples, following in the footsteps of Denmark, the first country to do so in 1989. The form of these unions varies across different countries, ranging from consensual union to civil union and marriage [1]. Population censuses and other statistical operations have been adapted to count and describe these couples and follow their trajectories. Is this legal, social, and statistical recognition associated with a higher frequency of same-sex unions? What are their sociodemographic characteristics?

### A growing number of same-sex couples

Counts of same-sex couples show that their prevalence is increasing in all places for which statistics are available (Figure 1; see Box 1 for sources). Their frequency tripled in the United States between 2000 and 2021, and they now account for 1.8% of households that contain a couple. In Canada, following a change in the 2021 census to the sex question and a new question on gender identity (Box 2), they are referred to as 'same-gender couples (cisgender)'. They represented 1.1% of 'families containing a couple' in 2021, up from just 0.5% of same-sex couples in 2001. The same trend is observed in Australia,

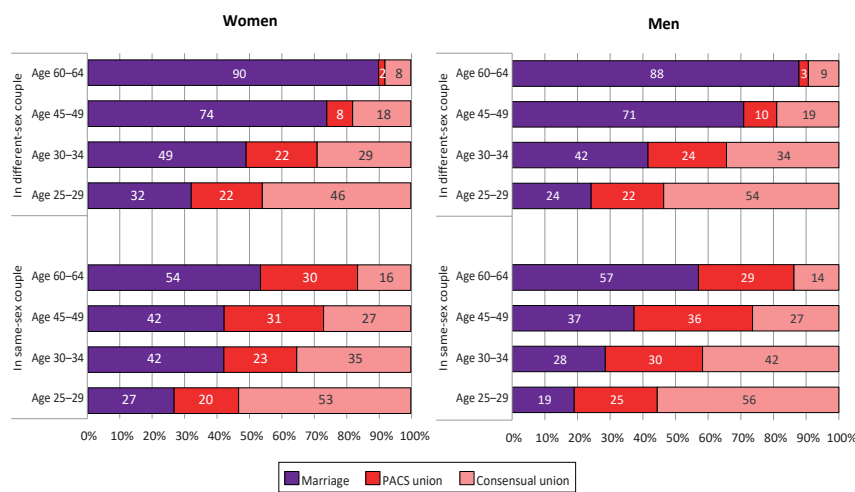


where they accounted for 1.4% of all couples in the 2021 census compared with 0.3% in 2001.

The frequency of same-sex couples is also increasing in Europe. In Germany, their prevalence almost doubled between 2010 and 2019, to reach 0.7% of couples in that year. In Spain, it increased from 0.7% in 2013 to 1.0% in 2020.

\* French Institute for Demographic Studies.

**Figure 2. Proportion of same-sex and different-sex couples who are married, in a PACS or consensual union in France by age (%)**



Wilfried Rault, *Population & Societes*, no. 607, INED, January 2023.

Interpretation: 32% of women aged 25-29 in cohabiting different-sex couples are married versus 27% of women of the same age in same-sex couples.

Coverage: Men and women in same-sex and different-sex unions.

Source: Annual census survey 2020, INSEE.

A similar trend is observed in the United Kingdom, where the proportion of same-sex couples among households containing a couple rose from 1.0% in 2015 to 1.4% in 2018. For methodological reasons, reliable statistics for France are not available before 2011 (Box 1), but an 80% increase was observed between 2011 and 2020 (Figure 1); 305,000 people were in a cohabiting same-sex couple in 2020, representing 1% of cohabiting couples in that year, up from 170,000 in 2011.

The number of same-sex couples has increased more markedly for lesbian than for gay couples. While a minority of same-sex couples in Spain are composed of two women (39% of same-sex couples in 2020) and 43% in France in 2020, proportions of lesbian and gay couples were similar in Canada (49%) and Australia (50%) in 2021, and the former outnumber the latter in the United States (52%). Most counts obtained via census data have a major limitation, however, as they are based on household composition and do not take account of non-cohabiting relationships, more frequent among same-sex couples. In France, for example, the 2011 survey on family and housing revealed that non-cohabiting couples are 4 to 5 times more frequent among same-sex couples than among different-sex couples [2].

### Same-sex couples are younger

Partners in same-sex couples are younger, on average, than those in different-sex couples. In Australia, the median age of partners in same-sex couples is 40 years (49 years for partners in different-sex couples). Similar age differences are also observed in France, where the mean age of women and men in same-sex couples is 41

and 44 years, respectively, compared with 51 and 53 years for women and men in different-sex couples. This reflects the higher prevalence of people in same-sex couples among younger cohorts: 2% of the 25-29 age group are in same-sex couples, double the national average (1%). Conversely, only 0.4% of people aged 60-75 in a couple are with a person of the same sex, consistent with the fact that people who identify as non-heterosexual are also younger.

### Fewer same-sex couples are married

On average, same-sex couples are less often married than different-sex couples. In the United States, 89% of different-sex couples are married (2019), but just 58% of same-sex couples (same-sex marriage has been legal in all states since 2015). In

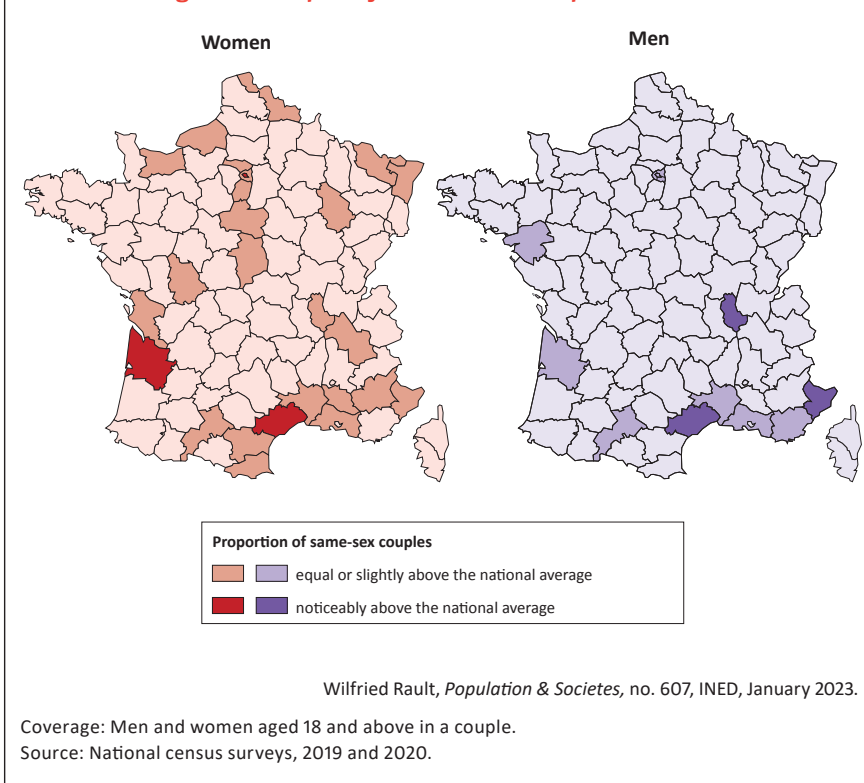
Canada, where same-sex marriage was legalized in 2005, the difference is also large (74% vs. 37% in 2021). The same is true in France, where same-sex marriage has been legal since 2013: 73% of different-sex couples were married in 2020 versus 40% of lesbian couples and 37% of gay couples. These couples are younger and more recent, so less likely to have got around to marriage, which may partially explain these differences. They also have a lesser preference for marriage than different-sex couples at the same age (Figure 2). The length of the couple relationship is not recorded in the census, but focusing on young age groups (ages 25-29 and 30-34) helps to control partially for union duration.

At older ages, a higher proportion of same-sex couples than different-sex couples are in a PACS civil partnership (*pacte civil de solidarité*), the first type of union opened to same-sex couples in France (in 1999). Among same-sex couples, before age 50, women are more frequently married than men, while men are more often in a PACS union. This reflects the differences in their family situations; women more often have children in the household than men (see below). The decision to marry may be linked to parenthood or plans to have a child; but marriage, contrary to PACS and consensual unions, also entitles couples to adopt, notably for lesbian couples with a child conceived through insemination where only one of the two mothers is legally recognized at its birth [3].

### From couple to family

Same-sex couples less frequently live with children than different-sex couples, men especially, although the trend is upward. In Australia, a quarter (25%) of households

Figure 3. Frequency of same-sex couples in France



containing a lesbian couple also included at least one child (of any age) in 2016, and 38% in 2021. For men the proportion rose from 4% to 7%.

In Canada, in 2016, 12% of same-sex couples had children (of any age) in the household versus 51% of different-sex couples. By 2021, the percentage had almost doubled (23%), again with large disparities between lesbian and gay couples: 33% of the former were living with children, and 11% of the latter (compared with 50% among different-sex couples).

In France, the same uptrend is observed, with a large increase in same-sex families. In 2020, 27% of lesbian couples and 6% of gay couples were living with at least one child aged under 18 in the household compared with slightly more than 1 in 10 lesbian couples and just 1 in 50 gay couples in 2011. In this respect, same-sex couples are very gradually catching up with different-sex couples.

### Where do same-sex couples live?

Sexual minorities have long been attracted to cities with a wide choice of places to meet and socialize, where they can remain anonymous and more easily express an often stigmatized and repressed sexuality. Women and men in same-sex couples much more often live in large urban centres than different-sex couples. In the 2016 census, 46% of Canadian same-sex couples lived in one of the country's three largest metropolitan areas (Toronto, Montreal, and Vancouver) compared with 33% of different-sex couples. In 2021, this concentration was less pronounced (42% vs. 34%).

In the United States, a large share of same-sex couples live in the country's western states and in those with large cities (New York state, Washington DC, Massachusetts, Florida, California). While representing just 1.5% of households containing a couple across the United States in 2019, the percentage of same-sex couples is much higher in certain urban areas such as San Francisco (2.8%), Portland (2.6%), Seattle (2.4%), and Orlando (2.4%).

In Germany, the proportion of same-sex couples is 2.5 times higher in municipalities with populations of more than 500,000 than in the country overall (2019). In Spain, the percentage of same-sex couples is high in Madrid, Catalonia, and the Valencian Community. Alongside these three highly urbanized zones, proportions are also high in the Balearics and Canary Islands, provinces with a large tourism industry [4]. These regions include holiday resorts that are popular

with sexual minorities, who are also slightly more likely to work in jobs linked to tourism, such as hotels and catering[5]. In France, in 2020, the proportion of same-sex couples in the Paris region and the city of Paris was higher than in the rest of France. While 2.6% of men and women in different-sex couples live in Paris and 14.6% in the Paris region, the respective percentages are 15.8% and 30% for gay couples and 6.1% and 18.4% for lesbian couples. Lesbian couples are less concentrated in Paris and more evenly distributed across the country than gay couples (Figure 3). Same-sex couples are more frequent in French *départements* with large cities, such as Loire-Atlantique, Gironde, Rhône, Haute-Garonne, Hérault, and Bouches-du-Rhône.

Growing social acceptance and visibility, but also the development of social interaction via the Internet, may be acting in favour of a relative deconcentration; the percentage of same-sex couples living in Paris was lower in 2020 than in 2011. In this respect, the characteristics of different-sex and same-sex couples are becoming increasingly similar.

\*\*\*

Sociodemographic surveys and censuses have recorded a substantial increase in the number of same-sex couples. This is probably because they are more systematically reported by the partners themselves and are now easier to observe thanks to improvements in statistical tools, but also because these types of relationships are now more socially accepted. Despite a growing similarity between same-sex and different-sex couples, they still

**Box 1. Sources**

The statistics presented here are drawn from censuses or surveys conducted by national statistical offices: Australian Bureau of Statistics, Statistics Canada, Instituto Nacional de Estadística (Spain), United States Census Bureau (census and American Community Survey 2019), and Statistisches Bundesamt in Germany. For the United Kingdom, the data are drawn from the Labour Force Survey of the Office for National Statistics. Data for metropolitan France come from the *Famille et logements* survey (INSEE, 2011) and the 2019 and 2020 annual census surveys (INSEE, 2020). French census or associated data before 2011 are unreliable due to sex coding errors that produced ‘false’ same-sex couples. While rare, these errors led to miscounts of same-sex couples, whose numbers were very small at the time. The 2011 *Famille et logements* survey was designed specifically to eliminate this problem. More recently, the census questions have also been revised to ensure accurate enumeration of cohabiting couples.

\* For France, data were accessed via the secure data access centre (Ref. 10.34724/CASD), Bigstat project (headed by Laurent Toulemon, INED).

have many distinctive characteristics. Their individual experiences are different, not only because the process of ‘normalization’ of sexual minorities is far from complete [6], but also because same-sex couples are not formed in quite the same way as different-sex couples.

**References**

[1] Waaldijk K., 2020, What first, what later? Patterns in the legal recognition of same-sex partners in European countries, in Digoix M. (ed.), *Same-sex Families and Legal Recognition in Europe*, Springer, 11–44.

[2] Lelièvre E., Imbert I., Lessault D., 2018, *La famille à distance. Mobilités, territoires et liens familiaux*, INED (see Chapters 7 & 11).

[3] Meslay G., 2019, Five years of same-sex marriage in France: Differences between male and female couples, *Population*, 74 (4), 465–482. <https://doi.org/10.3917/popu.1904.0499>

[4] Cortina C., 2016, Demographics of same-sex couples in Spain, *Revista Española de Investigaciones Sociológicas*, 153, 3–22. <http://dx.doi.org/10.5477/cis/reis.153.3>

[5] Rault W., 2017, Sectors of activity and occupations of gays and lesbians in a union: A smaller gender divide, *Population*, 72 (3), 385–418. <https://doi.org/10.3917/popu.1703.0399>

[6] Trachman M., Lejbowicz T., 2020, Lesbiennes, gays, bisexuel-le-s et trans (LGBT): une catégorie hétérogène, des violences spécifiques, in Brown E., Debauche A., Hamel C., Mazuy M. (eds.) *Violences et rapports de genre. Enquête sur les violences de genre en France*, INED, 355–390.

**Box 2. The 2021 Canadian census: new gender questions**

Two changes were made to the Canadian census in 2021. The words *at birth* were added to the question on sex, and a new question on gender identity was added:

- *What was this person’s sex at birth? Sex refers to sex assigned at birth.*  
Male / Female
- *What is this person’s gender? Refers to current gender which may be different from sex assigned at birth and may be different from what is indicated on legal documents.*  
Male / Female / Or please specify this person’s gender

This approach provides a means to identify three individual statuses, depending on whether reported gender is different from or the same (cisgender) as the sex assigned at birth.

| Sex at birth | Gender identity |             |           |
|--------------|-----------------|-------------|-----------|
|              | Female          | Male        | Other     |
| Female       | Cisgender       | Transgender | Nonbinary |
| Male         | Transgender     | Cisgender   | Nonbinary |

Consequently, Statistics Canada distinguishes several types of couples:

- different-gender couples (cisgender) with a cisgender man and cisgender woman (98.5% of all couples)
- same-gender couples (cisgender) with two cisgender women or two cisgender men (1.1% of all couples)
- transgender couples where at least one partner is transgender and neither partner is nonbinary, and nonbinary couples where at least one partner in nonbinary (these two categories represent 0.4% of all couples).

Source: Statistics Canada

**Abstract**

The frequency of cohabiting same-sex couples tripled in the United States between 2000 and 2021, and they now account for 1.8% of households containing a couple. The same trend is observed in Australia, where they accounted for 1.4% of all couples in the 2021 census compared with 0.3% in 2001. In Spain, their prevalence increased from 0.7% in 2013 to 1.0% in 2020, and in the United Kingdom from 1.0% in 2015 to 1.4% in 2018. In France, 305,000 people were in a cohabiting same-sex couple in 2020, representing 1% of cohabiting couples in that year, up from 170,000 in 2011. The number of same-sex couples has increased more markedly for lesbian couples than for gay couples. Partners in same-sex couples are younger and more urban, on average, than those in different-sex couples.

**Keywords**

same-sex couples, different-sex couples, cohabitation, marriage, PACS union, gender, same-sex family, sociodemographic variations, geographical variations, France, international comparisons



INED: 9, cours des Humanités • CS 50004 • 93322 Aubervilliers Cedex • France  
 Director of Publications: Magda Tomasini  
 Editor-in-chief: Gilles Pison then Anne Solaz  
 English Language Editor: Christopher Leichtnam  
 Translated by Catriona Dutreuilh  
 Graphic Designer: Isabelle Milan  
 Printer: Mérico Delta Print, Bozouls, France  
 D.L. 1st quarter 2023 • ISSN 0184 77 83

No. 607 • January 2023 • *Population & Societies*  
 DOI: 10.3917/popsoc.607.0001  
 Monthly bulletin of the French Institute for Demographic Studies  
 Download *Population & Societies* free of charge and subscribe at:  
[www.ined.fr/en/publications/editions/population-and-societies](http://www.ined.fr/en/publications/editions/population-and-societies)  
 Contact: [edition@ined.fr](mailto:edition@ined.fr)



This document may be reproduced free of charge on paper or online using our Creative Commons licence.