



HAL
open science

N-Metallocenyl Ynamides: Preparation, Reactivity and Synthesis of ansa[3]-Ferrocenylamides

Capucine Mahe, Olivier Blacque, Gilles Gasser, Vincent Gandon, Kevin Cariou

► **To cite this version:**

Capucine Mahe, Olivier Blacque, Gilles Gasser, Vincent Gandon, Kevin Cariou. N-Metallocenyl Ynamides: Preparation, Reactivity and Synthesis of ansa[3]-Ferrocenylamides. *Organic Letters*, 2023, 10.1021/acs.orglett.2c04169 . hal-03966748

HAL Id: hal-03966748

<https://hal.science/hal-03966748v1>

Submitted on 31 Jan 2023

HAL is a multi-disciplinary open access archive for the deposit and dissemination of scientific research documents, whether they are published or not. The documents may come from teaching and research institutions in France or abroad, or from public or private research centers.

L'archive ouverte pluridisciplinaire **HAL**, est destinée au dépôt et à la diffusion de documents scientifiques de niveau recherche, publiés ou non, émanant des établissements d'enseignement et de recherche français ou étrangers, des laboratoires publics ou privés.

N-Metalloenyl Ynamides: Preparation, Reactivity and Synthesis of *ansa*[3]-Ferrocenylamides

Capucine Mahe,^{a,b} Olivier Blacque,^c Gilles Gasser,^a Vincent Gandon^{d,e} and Kevin Cariou^{a*}

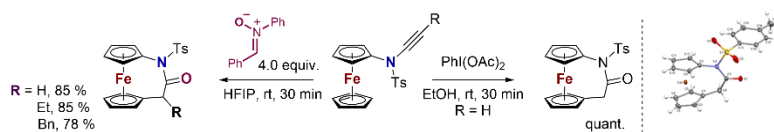
(a) Chimie ParisTech, PSL University, CNRS, Institute of Chemistry for Life and Health Sciences, Laboratory for Inorganic Chemical Biology, 75005 Paris, France.

(b) Université Paris-Saclay, CNRS, Institut de Chimie des Substances Naturelles, LabEx LERMIT, UPR 2301, 91198, Gif-sur-Yvette, France.

(c) Department of Chemistry, University of Zurich, Winterthurerstrasse 190, CH-8057, Zurich, Switzerland

(d) Institut de Chimie Moléculaire et des Matériaux d'Orsay, CNRS UMR 8182, Université Paris Saclay, 91405 Orsay Cedex, France

(e) Laboratoire de Chimie Moléculaire (LCM), CNRS UMR 9168, Ecole Polytechnique, Institut Polytechnique de Paris, route de Saclay, 91128 Palaiseau cedex, France



ABSTRACT: The first synthesis of various *N*-metalloenyl ynamides has been developed and two strategies for the oxidative cyclization of *N*-ferrocenyl ynamide into *ansa*[3]-ferrocenylamide are also reported. The mechanism for the iodine(III)-triggered transformation has been studied by means of DFT calculations, showing that it proceeds through a Concerted Iodination Deprotonation step.¹

In the last 10 years, ynamides, have emerged as very attractive reagents and building blocks for organic synthesis.² Thanks to their highly polarized triple bond, ynamides have become partners of choice for a myriad of reactions, including cyclizations or asymmetric transformations, through a variety of activation modes. In parallel, efficient and robust methods for the synthesis of a broader range of ynamides have been developed.^{2,3} Taking into consideration the recent surge of interest for redox strategies in synthetic chemistry,⁴ we sought to design original ynamide derivatives that could be redox-activated under mild conditions, to trigger unprecedented reaction pathways. Because of its highly interesting structural and electrochemical properties,⁵ ferrocene (Fc) is a privileged moiety for such an endeavor. To the best of our knowledge, only two ferrocene-containing ynamides have been reported in the literature: acridinone derivative **1** by Robinson *et al.*⁶ and *N*-tosyl-ynamide **2** by Anderson *et al.*⁷ (Figure 1). In both cases, the metallocene is connected to the triple bond and no chemical reactivity was explored, although the group of Robinson did perform some spectroelectrochemistry studies on **1**. At our end, we decided to tackle the synthesis of ynamides, where the ferrocene moiety would be borne by the nitrogen (**3** and **4**) and to explore their reactivity, under oxidative conditions. As ferrocenyl derivatives have a low potential of oxidation of about 0.4 V (vs SCE), a mild oxidation could be sufficient to trigger reactivities, with the Fc acting as an internal redox relay.⁸ Most methods to access ynamides start from the preparation of the corresponding amide, tosylamide or carbamate upon which the triple bond is then grafted. Both *N*-methylferrocenylamine and aminoferro-

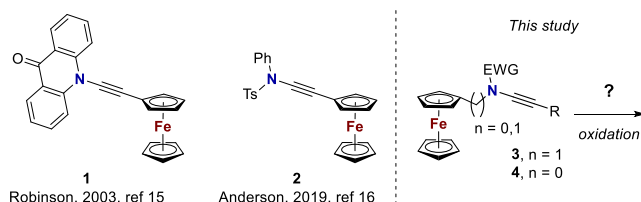
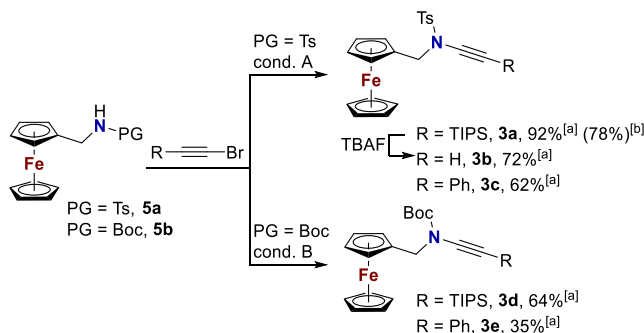


Figure 1. Previously reported ferrocenyl ynamides and objective of the study.

-cene can be obtained through described procedures, from ferrocenecarboxaldehyde and bromoferrocene, respectively (see the Supporting Information for details). While their tosylation went smoothly, appending the triple bond turned out to be far from trivial. Starting from *N*-methylferrocenyl,*N*-tosylamide **5a**, electrophilic alkynylation using iodonium salts proved unsuccessful (see SI for details). We then focused on the Ullmann-type copper-catalyzed coupling developed by Hsung and coworkers.^{3a} Tosylamide **5a** was thus reacted with a bromoalkyne, in the presence of a catalytic amount of copper (II) sulfate pentahydrate, with potassium phosphate as the base,^{3b} in toluene at reflux. *N*-methylferrocenyl,*N*-tosylamide **3a** was successfully obtained in 59% yield. The yield was improved to 92% (Scheme 1) when the solvent was carefully degassed to prevent the formation of oxidation side-products. Performing the reaction on gram-scale, a 78% yield of **3a** was obtained after 48 h of reaction. From **3a**, desilylation using tetrabutylammonium fluoride gave **3b** with 72% yield. The Ullmann coupling

was also performed with bromophenylacetylene and **3c** was isolated with 68% yield when the reaction was run on a small scale and 62% on gram-scale. To achieve the synthesis of *N*-Boc ynamides, the best coupling conditions were the ones developed by the group of Danheiser using CuI and KHMDS.^{3c} Ynamides **3d** and **3e** have been obtained in this fashion in 64% and 35%, respectively.

Scheme 1. Synthesis of *N*-methylferrocenyl-ynamides **3**.

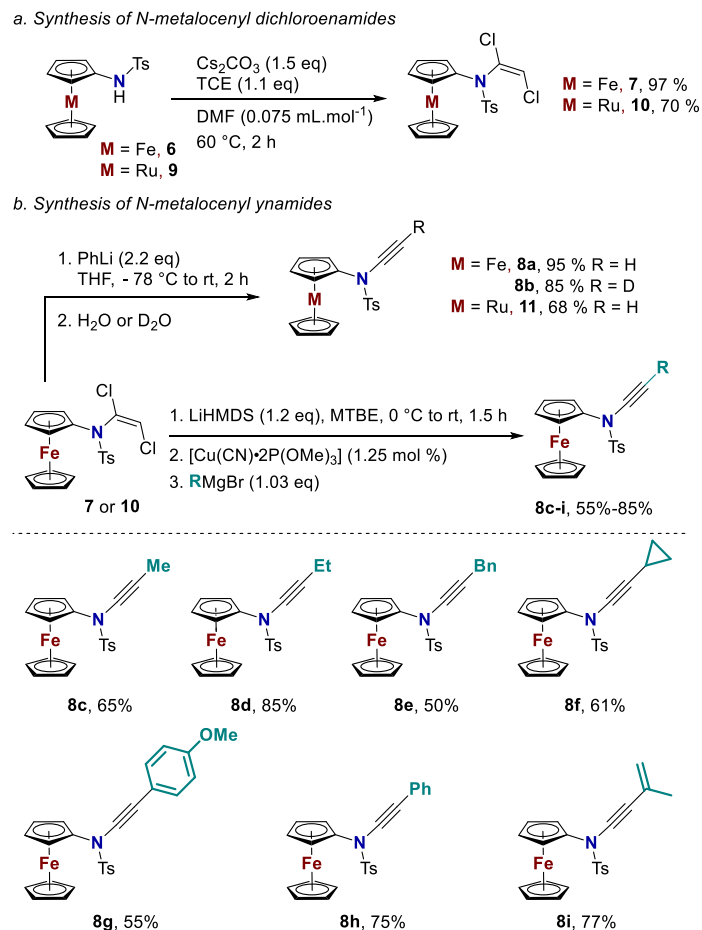


Conditions A: CuSO₄ 5H₂O (11 mol %), 1,10-phenanthroline (20 mol %), K₃PO₄ (2.0 eq), toluene (0.1 M), reflux, 24 h - 48 h; **Conditions B:** CuI (30 mol %), 1,10-phenanthroline (30 mol %), KHMDS (1.4 eq), toluene (0.5 M), 60 °C, 12 h; [a] Isolated yields. [b] Reaction was performed with 1 g of **5a**.

Unfortunately the Cu-catalyzed cross coupling with bromoalkynes could not be successfully applied for *N*-ferrocenyl-*N*-tosylamide **6**. To overcome this issue, we used the strategy developed by Anderson, which relies on a dichloroenamide as the key intermediate.^{7,9} Thus, 1,2-dichloroenamide intermediate **7** was obtained in 97% yield through the reaction of amide **6** with dichloroacetylene generated *in situ* by deprotonation of trichloroethylene (TCE, Scheme 2a). The synthesis of ynamide **8** was then achieved through a lithium base-mediated deprotonation followed by Cl-Li exchange using an excess of PhLi. The resulting lithiated ynamide was quenched with water or D₂O to provide **8a** or **8b**, respectively, with excellent yields (Scheme 2b). Among group 8 metallocenes, ruthenocene is close to ferrocene in terms of structure¹⁰ and chemical reactivity,¹¹ yet it possesses very different biological properties.¹² To expand the scope of our study, we thus envisioned the synthesis of *N*-ruthenocenyl-ynamides. After redesigning and optimizing the synthesis of aminoruthenocene, the same sequence was applied to **9** to obtain first dichloroenamide **10** and then *N*-ruthenocenyl ynamide **11** with very good yields. The range of *N*-ferrocenyl-ynamides **8** attainable using Anderson's method could be broadened since the intermediate lithiated ynamide can be transmetalated with copper to undergo cross-coupling with Grignard reagents (Scheme 2b, bottom). In this fashion, alkyl (**8c-e**), cyclopropyl (**8f**), aryl (**8g,h**) and vinyl (**8i**) groups could be incorporated with good to excellent yields.

With this original and diverse library of *N*-metallocenyl ynamides in hand, we first went on to probe their behavior under oxidative reaction conditions, using hypervalent iodine(III) reagents.¹³ The reaction between **8a** and 2 equivalents of (diacetoxyiodo)benzene (PIDA) in acetonitrile led to the isolation of *ansa*-ferrocene derivative **12a** with 25% yield (Scheme 3). The unique structure of **12**, quite different from previously reported nitrogen-containing ferrocenophanes,¹⁴ encouraged us to optimize its synthesis (see SI for details). The best results were obtained in ethanol by decrease the amount of PIDA to 1.1 equivalents and the reaction time to 30 minutes, which allowed to

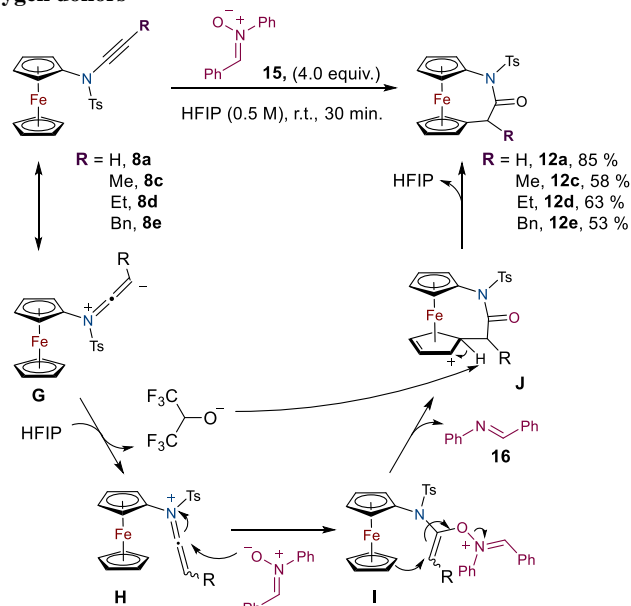
Scheme 2. Synthesis of *N*-metallocenyl dichloroenamides **7** and **10** and of *N*-ferrocenyl ynamides **8a-i** and *N*-ruthenocenyl ynamide **11**.



isolate **12a** quantitatively. Ferrocenophane **12a** could be crystallized and subjected to X-ray analysis, which confirmed the proposed structure. The analysis showed a slightly tilted metallocene with a 13.0° dihedral angle between the two Cp rings, the C1-C6 distance being 2.970 Å and the C3-C8 distance 3.507 Å (compared to a 3.290-3.298 Å Cp-Cp distance measured for the Fc-ynamides **3a**, **8c** and **8e**, which could also be crystallized and subjected to X-ray analysis, see SI). Despite numerous attempts, when submitted to these optimized conditions, none of the ynamides **8c-i** bearing a substituent on the triple bond reacted. In all cases, the starting material was recovered as the major compound. Yet, when *N*-methylferrocenyl **3b**, homologous to **8a**, was subjected to PIDA in ethanol, a reaction occurred. Although no cyclization was observed, α -acyloxy amide **13** was readily isolated in 89% yield (Scheme 3). This transformation is analogous to the one originally described by Hou with alkynes,¹⁵ and can readily be applied to *N*-phenyl- and *N*-benzyl-*N*-tosyl-ynamides to give the corresponding α -acyloxy-amides quantitatively (see SI). This highlights the singularity of the cyclization observed for **8a** as a net deviation from the otherwise apparently favored α -acyloxy-oxidation. Of note, a slightly different outcome was observed for *N*-ruthenocenyl ynamide **11**. To proceed, the reaction required heating to 50 °C and a slightly longer reaction time, eventually yielding aminovinylacetate **16** with 75% yield, the structure of which was confirmed by X-ray analysis.

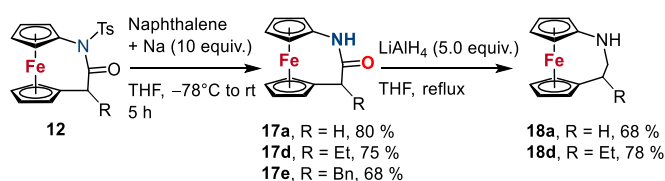
surmised that a similar activation could be applied to ynamides if the zwitterionic form **G** (Scheme 5) was favored. Using HFIP as the solvent, we found that ferrocene **12a** could be obtained from **8a** using nitrone **15** as the oxygen donor. After optimization (see SI for details) an 85% yield could be attained, using 4 equivalents of the nitro. We were delighted to see that with these conditions substituted ynamides could be cyclized and ferrocenophanes **12c**, **12d** and **12e** could also be isolated in good yields. We suppose that the high polarity of HFIP favors the zwitterionic **G** form of the ynamide, which can be protonated by the solvent to give keteniminium **H**. From there, by analogy with what has been proposed with ketenimines and ketenes,¹⁸ *O*-addition of the nitrone would lead to enol intermediate **I**. Cyclization of the ferrocene ring would liberate imine **16** (which was observed in the crude reaction) and intermediate **J**, which would quickly rearomatize to **12** through deprotonation by the alcoholate. Interestingly, for *N*-benzyl or *N*-phenyl ynamides, rather than a cyclization an oxoarylation (with the incorporation of an imine moiety) takes place. This latter reactivity had been previously reported but using a Pt(II) catalyst,¹⁹ whose used can thus be bypassed by using HFIP.

Scheme 5. Formation of ferrocenophanes using nitrones as oxygen donors



It was possible to efficiently cleave the sulfonamide group of **12a**, **12d** and **12e** using sodium-naphthalene to access the unprotected amide **17a,d,e** in 68% to 88% yield (Scheme 6).

Scheme 6. Deprotection of 12 and reduction of amides 17.



Further reduction with LiAlH₄ gave the corresponding amine **18a** and **18d** in 68% and 78% yield, respectively, further demonstrating the robustness of this ansa[3]-ferrocene moiety. Both structures could be confirmed by X-ray analysis of **17a** and **18a**.

In this work, we have been able to synthesize the first examples of *N*-metallocenyl ynamides and to study their reactivity.

The presence of the metallocene moiety clearly modulates the chemical behavior of these ynamides and a straightforward access to ansa[3]-ferrocenyl amides and amines was developed using hypervalent iodine(III) reagent or nitrones as the oxygen donor. In both cases the reactivity drastically differs from the one that can be observed when reacting non-metallocenyl ynamides. Moreover, our approach offers a complementary metal-free strategy for remote C-H functionalization of ferrocenes. To the best of our knowledge, despite many advances in transition-metal-catalysis for the C-H bond functionalization of ferrocenes,²⁰ there is only one example of such a remote C-H functionalization catalyzed by a transition metal.²¹ Further studies are underway to fully explore the exciting chemistry of these original ynamides. Moreover, taking into consideration the potential of ferrocene¹² and more particularly of ferrocenophane²² for medicinal chemistry, incorporation of this cyclic ferrocene moiety onto known drugs will also be sought after.

ASSOCIATED CONTENT

Data Availability Statement

The data underlying this study are available in the published article and its online Supporting Information.

Supporting Information

The Supporting Information is available free of charge on the ACS Publications website.

Supplementary information file (PDF) contains: synthetic procedures and characterization of the new compounds, Full optimization studies, cyclic voltammetry, NMR spectra, DFT Calculations details (including coordinates and full discussion) and Crystallographic Data.

CCDC 2191215 (for **6**), CCDC 2191216 (for **8c**), CCDC 2191217 (for **8e**), CCDC 2191218 (for **19**), CCDC 2191219 (for **18a**), CCDC 2191220 (for **11**), CCDC 2191221 (for **12a**), CCDC 2191222 (for **17a**), CCDC 2191223 (for **10**), CCDC 2191224 (for **16**), CCDC 2215147 (for **12e**), and CCDC 2215148 (for **12d**) contain the supplementary crystallographic data for these compounds, and can be obtained free of charge from the Cambridge Crystallographic Data Centre via www.ccdc.cam.ac.uk/data_request/cif.

AUTHOR INFORMATION

Corresponding Author

Kevin Cariou – Chimie ParisTech, PSL University, CNRS, Institute of Chemistry for Life and Health Sciences, Laboratory for Inorganic Chemical Biology, 75005 Paris, France; orcid.org/0000-0002-5854-9632; Email: kevin.cariou@chimieparistech.psl.eu

Authors

Capucine Mahe – (a) Chimie ParisTech, PSL University, CNRS, Institute of Chemistry for Life and Health Sciences, Laboratory for Inorganic Chemical Biology, 75005 Paris, France; (b) Université Paris-Saclay, CNRS, Institut de Chimie des Substances Naturelles, LabEx LERMIT, UPR 2301, 91198, Gif-sur-Yvette, France.

Olivier Blacque – Department of Chemistry, University of Zurich, Winterthurerstrasse 190, CH-8057, Zurich, Switzerland; orcid.org/0000-0001-9857-4042

Gilles Gasser – Chimie ParisTech, PSL University, CNRS, Institute of Chemistry for Life and Health Sciences, Laboratory for Inorganic Chemical Biology, 75005 Paris, France; orcid.org/0000-0002-4244-5097

Vincent Gandon – (a) Institut de Chimie Moléculaire et des Matériaux d'Orsay, CNRS UMR 8182, Université Paris Saclay,

91405 Orsay Cedex, France; (b) Laboratoire de Chimie Moléculaire (LCM), CNRS UMR 9168, Ecole Polytechnique, Institut Polytechnique de Paris, route de Saclay, 91128 Palaiseau cedex, France; orcid.org/0000-0003-1108-9410

Author Contributions

The manuscript was written through contributions of all authors. / All authors have given approval to the final version of the manuscript.

ACKNOWLEDGMENT

C.M., G. G. and K. C. acknowledge the support of the CNRS and Chimie ParisTech, PSL University. C.M. thanks MESRI (Paris-Saclay University) for a Ph.D. fellowship. This work was financially supported by an ERC Consolidator Grant PhotoMedMet to G.G. (GA 681679) and has received support under the program "Investissements d' Avenir" launched by the French Government and implemented by the ANR with the reference ANR-10-IDEX-0001-02 PSL (G.G.). V. G. thanks CNRS, UPS, and Ecole Polytechnique for financial support. This work was granted access to the HPC resources of CINES under the allocation 2020-A0070810977 made by GENCI

REFERENCES

- (1) A preprint of this manuscript was published before peer review: Mahe, C.; Blacque, O.; Gandon, V.; Gasser G.; Cariou K. *N*-Metalloacyl Ynamides: Preparation, Reactivity and Synthesis of ansa[3]-Ferrocenylamides. *chemRxiv* **2022**, DOI: 10.26434/chemrxiv-2022-3fh1t.
- (2) (a) Evano, G.; Coste, A.; Jouvin, K. Ynamides: Versatile Tools in Organic Synthesis. *Angew. Chem. Int. Ed.* **2010**, *49*, 2840–2859. (b) DeKorver, K. A.; Li, H.; Lohse, A. G.; Hayashi, R.; Lu, Z.; Zhang, Y.; Hsung, R. P. Ynamides: A Modern Functional Group for the New Millennium. *Chem. Rev.* **2010**, *110*, 5064–5106.
- (3) (a) Zhang, Y.; Hsung, R. P.; Tracey, M. R.; Kurtz, K. C. M.; Vera, E. L. Copper Sulfate-Pentahydrate-1,10-Phenanthroline Catalyzed Amidations of Alkynyl Bromides. Synthesis of Heteroaromatic Amine Substituted Ynamides. *Org. Lett.* **2004**, *6*, 1151–1154. (b) Dooleweerd, K.; Birkedal, H.; Ruhland, T.; Skrydstrup, T. Irregularities in the Effect of Potassium Phosphate in Ynamide Synthesis. *J. Org. Chem.* **2008**, *73*, 9447–9450. (c) Dunetz, J. R.; Danheiser, R. L. Copper-Mediated *N*-Alkynylation of Carbamates, Ureas, and Sulfonamides. A General Method for the Synthesis of Ynamides. *Org. Lett.* **2003**, *5*, 4011–4014.
- (4) Liu, J.; Lu, L.; Wood, D.; Lin, S. New Redox Strategies in Organic Synthesis by Means of Electrochemistry and Photochemistry. *ACS Cent. Sci.* **2020**, *6*, 1317–1340.
- (5) Astruc, D. Why Is Ferrocene so Exceptional? *Eur. J. Inorg. Chem.* **2017**, *2017*, 6–29.
- (6) McGale, E. M.; Robinson, B. H.; Simpson, J. Ethynyl and Ethenyl Ferrocenyl Dyads with Acridine, Acridone, and Anthraquinone. *Organometallics* **2003**, *22*, 931–939.
- (7) Mansfield, S. J.; Smith, R. C.; Yong, J. R. J.; Garry, O. L.; Anderson, E. A. A General Copper-Catalyzed Synthesis of Ynamides from 1,2-Dichloroenamides. *Org. Lett.* **2019**, *21*, 2918–2922.
- (8) (a) Xiong, P.; Xu, H.-H.; Song, J.; Xu, H.-C. Electrochemical Difluoromethylarylation of Alkynes. *J. Am. Chem. Soc.* **2018**, *140*, 2460–2464. (b) Lennox, A. J. J.; Nutting, J. E.; Stahl, S. S. Selective Electrochemical Generation of Benzylic Radicals Enabled by Ferrocene-Based Electron-Transfer Mediators. *Chem. Sci.* **2018**, *9*, 356–361. (c) Bao, D.; Millare, B.; Xia, W.; Steyer, B. G.; Gerasimenko, A. A.; Ferreira, A.; Contreras, A.; Vullev, V. I. Electrochemical Oxidation of Ferrocene: A Strong Dependence on the Concentration of the Supporting Electrolyte for Nonpolar Solvents. *J. Phys. Chem. A* **2009**, *113*, 1259–1267.
- (9) Mansfield, S. J.; Campbell, C. D.; Jones, M. W.; Anderson, E. A. A Robust and Modular Synthesis of Ynamides. *Chem. Commun.* **2015**, *51*, 3316–3319.
- (10) Wilkinson, G. The Preparation and Some Properties of Ruthenocene and Ruthenocinium Salts. *J. Am. Chem. Soc.* **1952**, *74*, 6146–6147.
- (11) Rausch, M. D.; Fischer, E. O.; Grubert, H. The Aromatic Reactivity of Ferrocene, Ruthenocene and Osmocene. *J. Am. Chem. Soc.* **1960**, *82*, 76–82.
- (12) Patra, M.; Gasser, G. The Medicinal Chemistry of Ferrocene and Its Derivatives. *Nat. Rev. Chem.* **2017**, *1*, 1–12.
- (13) Yoshimura, A.; Zhdankin, V. V. Advances in Synthetic Applications of Hypervalent Iodine Compounds. *Chem. Rev.* **2016**, *116*, 3328–3435.
- (14) (a) Liptau, P.; Neumann, M.; Erker, G.; Kehr, G.; Fröhlich, R.; Grimme, S. Responsive Iron Neighboring Group Participation in Amino-Substituent-Stabilized [3]Ferrocenophane α -Carbenium Ions: A Combined Theoretical and Experimental Study. *Organometallics* **2004**, *23*, 21–25. (b) Osakada, K.; Sakano, T.; Horie, M.; Suzuki, Y. Functionalized Ferrocenes: Unique Properties Based on Electronic Communication between Amino Group of the Ligand and Fe Center. *Coord. Chem. Rev.* **2006**, *250*, 1012–1022. (c) Dey, S.; Sun, W.; Müller, J. [N]Ferrocenophanes (n = 2, 3) with Nitrogen and Phosphorus in Bridging Positions. *Inorg. Chem.* **2016**, *55*, 3630–3639.
- (15) (a) Mo, D.-L.; Dai, L.-X.; Hou, X.-L. The Reaction of Terminal Alkynes with $\text{PhI}(\text{OAc})_2$: A Convenient Procedure for the Preparation of α -Acyloxy Ketones. *Tetrahedron Lett.* **2009**, *50*, 5578–5581. (b) Ochiai, M.; Kunishima, M.; Fuji, K.; Nagao, Y. Conjugate Addition of Acyloxy Groups to Alkynylphenyliodonium Tetrafluoroborates under Both Basic and Acidic Conditions. Synthesis of α -Acyloxy Ketones. *J. Org. Chem.* **1989**, *54*, 4038–4041.
- (16) Caramenti, P.; Declas, N.; Tessier, R.; Wodrich, M. D.; Waser, J. Stereoselective Synthesis of Alkyl-, Aryl-, Vinyl- and Alkynyl-Substituted *Z*-Enamides and Enol Ethers. *Chem. Sci.* **2019**, *10*, 3223–3230.
- (17) Murai, N.; Komatsu, M.; Ohshiro, Y.; Agawa, T. Reaction of Ketenimines with an Oxaziridine and Nitrones. *J. Org. Chem.* **1977**, *42*, 448–451.
- (18) (a) Hafiz, M.; Taylor, G. A. Ketene. Part 17. Addition Reactions of Ketens with *N*-Phenyl Nitrones. *J. Chem. Soc. Perkin 1* **1980**, 1700–1705. (b) Evans, A. R.; Hafiz, M.; Taylor, G. A. Ketene. Part 21. Reactions of Heterocumulenes with Nitrones. *J. Chem. Soc. Perkin 1* **1984**, 1241–1245. (c) Falshaw, C. P.; Hashi, N. A.; Taylor, G. A. Ketene. Part 23. Conformational Control of the Addition Reactions of Ketenes with *N*-Phenyl nitrones. *J. Chem. Soc. Perkin 1* **1985**, 1837–1843.
- (19) Bhunia, S.; Chang, C.-J.; Liu, R.-S. Platinum-Catalyzed Oxoylations of Ynamides with Nitrones. *Org. Lett.* **2012**, *14*, 5522–5525.
- (20) (a) López, L. A.; López, E. Recent Advances in Transition Metal-Catalyzed C–H Bond Functionalization of Ferrocene Derivatives. *Dalton Trans.* **2015**, *44*, 10128–10135. (b) Gao, D.-W.; Gu, Q.; Zheng, C.; You, S.-L. Synthesis of Planar Chiral Ferrocenes via Transition-Metal-Catalyzed Direct C–H Bond Functionalization. *Acc. Chem. Res.* **2017**, *50*, 351–365. (c) Liu, C.-X.; Gu, Q.; You, S.-L. Asymmetric C–H Bond Functionalization of Ferrocenes: New Opportunities and Challenges. *Trends Chem.* **2020**, *2*, 737–749.
- (21) Yu, Z.; Liu, Q.; Li, Q.; Huang, Z.; Yang, Y.; You, J. Remote Editing of Stacked Aromatic Assemblies for Heteroannular C–H Functionalization by a Palladium Switch between Aromatic Rings. *Angew. Chem. Int. Ed.* **2022**, *61*, e202212079.
- (22) (a) Plažuk, D.; Vessières, A.; Hillard, E. A.; Buriez, O.; Labbé, E.; Pigeon, P.; Plamont, M.-A.; Amatore, C.; Zakrzewski, J.; Jaouen, G. A [3]Ferrocenophane Polyphenol Showing a Remarkable Antiproliferative Activity on Breast and Prostate Cancer Cell Lines. *J. Med. Chem.* **2009**, *52*, 4964–4967. (b) Gormen, M.; Plažuk, D.; Pigeon, P.; Hillard, E. A.; Plamont, M.-A.; Top, S.; Vessières, A.; Jaouen, G. Comparative Toxicity of [3]Ferrocenophane and Ferrocene Moieties on Breast Cancer Cells. *Tetrahedron Lett.* **2010**, *51*, 118–120. (c) Salas, P. F.; Herrmann, C.; Cawthray, J. F.; Nimphius, C.; Kenkel, A.; Chen, J.; de Kock, C.; Smith, P. J.; Patrick, B. O.; Adam, M. J.; Orvig, C. Structural Characteristics of Chloroquine-Bridged Ferrocenophane Analogues of Ferroquine May Obviate Malaria Drug-Resistance Mechanisms. *J. Med. Chem.* **2013**, *56*, 1596–1613.