



HAL
open science

Stereoselective Synthesis of 1- C -Diethylphosphonomethyl and -difluoromethyl Iminosugars from Sugar Lactams

Thanh Van Tran, Jérôme Désiré, Nicolas Auberger, Yves Blériot

► **To cite this version:**

Thanh Van Tran, Jérôme Désiré, Nicolas Auberger, Yves Blériot. Stereoselective Synthesis of 1- C -Diethylphosphonomethyl and -difluoromethyl Iminosugars from Sugar Lactams. *Journal of Organic Chemistry*, 2022, 87 (11), pp.7581-7585. <10.1021/acs.joc.2c00835>. <hal-03953681>

HAL Id: hal-03953681

<https://hal.science/hal-03953681v1>

Submitted on 11 Apr 2024

HAL is a multi-disciplinary open access archive for the deposit and dissemination of scientific research documents, whether they are published or not. The documents may come from teaching and research institutions in France or abroad, or from public or private research centers.

L'archive ouverte pluridisciplinaire HAL, est destinée au dépôt et à la diffusion de documents scientifiques de niveau recherche, publiés ou non, émanant des établissements d'enseignement et de recherche français ou étrangers, des laboratoires publics ou privés.



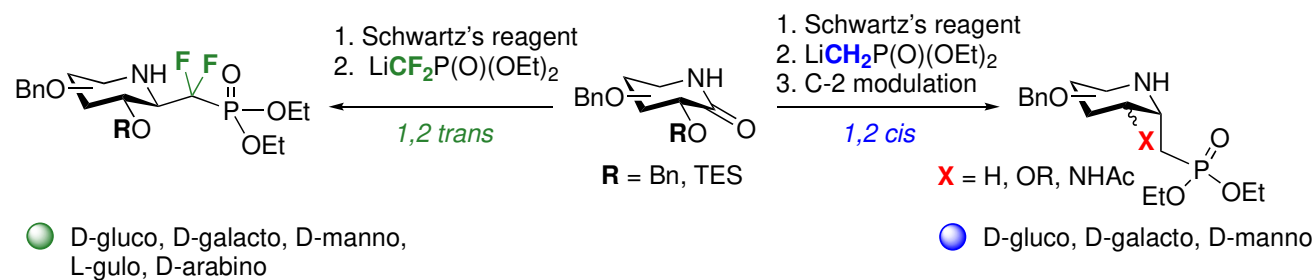
HAL Authorization

Stereoselective Synthesis of 1-C-Diethylphosphonomethyl and -difluoromethyl Iminosugars from Sugar Lactams

Thanh Van Tran,^a Jérôme Désiré,^a Nicolas Auberger^a and Yves Blériot^{a*}

^aUniversité de Poitiers, IC2MP, UMR CNRS 7285, Equipe "OrgaSynth", Groupe Glycochimie
4 rue Michel Brunet, 86073 Poitiers cedex 9, France

Supporting Information Placeholder



ABSTRACT: A strategy allowing the straightforward synthesis of 1-C-phosphonomethyl and 1-C-phosphonodifluoromethyl iminosugars is reported. Conversion of sugar lactams to the corresponding imines with the Schwartz's reagent followed by their reaction with $\text{LiCH}_2\text{P}(\text{O})(\text{OEt})_2$ and $\text{LiCF}_2\text{P}(\text{O})(\text{OEt})_2$ stereoselectively afforded the 1,2-*cis* and 1,2-*trans* glycosyl phosphonates respectively in modest to good yield. Application of this methodology to C-2 orthogonally protected sugar lactams paved the way to 2-acetamido- and 2-deoxy-1-C-phosphonomethyl iminosugars.

Glycosyl 1-phosphates, key structural motifs in a wide range of biological processes that involve carbohydrates,^{1,2} are commonly used by glycosyltransferases (GTs) to build up cell-surface polysaccharides and peptidoglycans. These enzymes catalyze the transfer of the sugar moiety from the activated sugar donor to an acceptor molecule.^{3,4} Since the pioneering work of Blackburn⁵ and Mc Kenna⁶ in the early 1980's, hydrolytically stable glycosyl phosphate mimics have progressively appeared as attractive targets and inhibitors of glycosyl 1-phosphate processing enzymes and many examples of phosphonomethyl-C-glycosides have been reported.^{7,8,9,10,11,12,13,14} Due to the pivotal role of GT enzymes in the biosynthesis of polysaccharides and glycoconjugates, the rational design of potent glycosyltransferase inhibitors has attracted increasing interest during the last two decades. Since glycosyl transfer reactions are thought to proceed through transition states with an oxocarbenium ion character¹⁵ closely related to those of glycosidases,³ iminosugars¹⁶ have been envisaged as potential inhibitors. These small molecules must be able to mimic, at the transition state, the charge and shape of the carbohydrate moiety of the sugar-nucleotide. To mimic the pyrophosphate part of the natural substrate, incorporation of phosphonic acids as isosteric analogs in terms of geometry and polarity¹⁷ has been pursued. In contrast to the naturally occurring and hydrolyzable P–O bond, the strength of the P–C bond provides these synthetic surrogates metabolic resistance to phosphatase hydrolysis.¹⁸ Nevertheless, this area is still rather underexplored and only a few examples of so called 1-C-phosphonomethyl iminosugars have been reported so far (Figure 1). This includes six-membered derivatives **1a–d** designed respectively as α -D-Gal,¹⁹ β -D-Man,¹⁹ α -D-GlcNAc²⁰ and α -L-Ido²¹ analogs, five-membered compounds²² such as **1e**, and a pseudodisaccharide **1f**.²³ Of note other analogs have also

been disclosed in which the phosphonate moiety is connected to the nitrogen atom (**1m**)²⁴ or directly attached to the C-1 position (**1n**).²⁵ This limited number of structures can be tentatively attributed to the lack of a general and efficient synthetic strategy to access α - and β -phosphonomethyl iminosugars in pyrrolidine or piperidine series. The main routes developed so far include a chemo-enzymatic approach,¹⁹ the early introduction of the phosphonate moiety on glycosylamines followed by the ring closure of the resulting acyclic molecule (Figure 2a),²⁶ an intramolecular iodoamination followed by iodine displacement (Figure 2b).²⁰ Interestingly, two examples describe the addition of lithiated methylphosphonate on a furanose-derived nitron²⁷ and imine²⁸ (Figure 2c). Sugar-derived imines are attractive synthons to access natural products owing to their stereochemical diversity and enantiomeric purity.²⁹ Several methods have been developed to access these chemical species including *N*-chlorination/elimination of cyclic amines,³⁰ Staudinger/azaWittig cyclization^{31,32,33} and deoxygenation of the corresponding nitrones.³⁴ However, these methods have their own limitations, respectively formation of regioisomeric mixtures, multistep synthesis of starting materials and phosphine contamination of the products. In last decade, Furman explored the potential of *O*-protected sugar lactams, that can be readily obtained from the corresponding 2,3,4,6-tetra-*O*-benzylated pyranoses,^{35,36} as imine precursors. Their reduction with Schwartz's reagent ($\text{Cp}_2\text{Zr}(\text{H})\text{Cl}$), that has a great functional group tolerance, provided in good yield the corresponding imines that were further reacted with various C-nucleophiles to furnish a library of iminosugar C-glycosides.^{37,38} We anticipated this efficient methodology could be exploited to rapidly access 1-C-phosphonomethyl iminosugars using lithiated phosphonates as nucleophiles

(Figure 2).

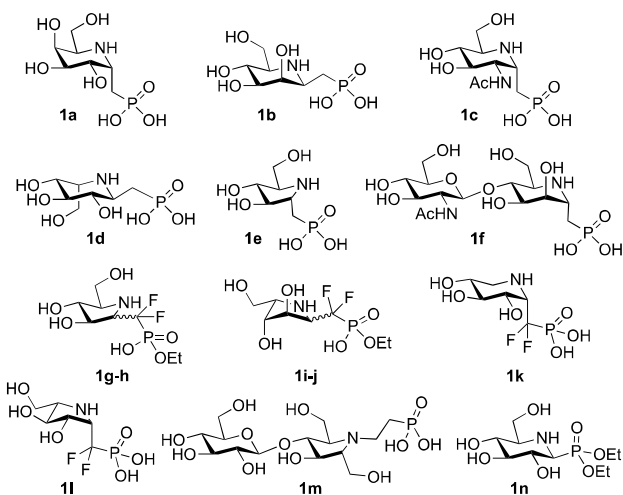
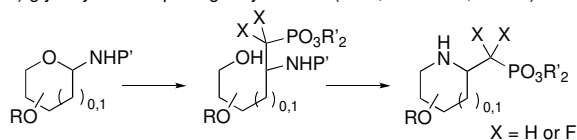


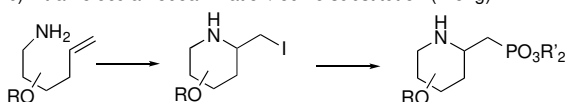
Figure 1. Structures of 1-C-phosphonomethyl and 1-C-phosphonodifluoromethyl iminosugars and their analogues reported to date

Previous work

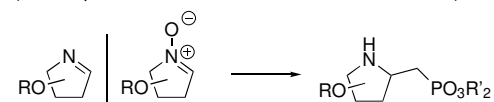
a) glycosylamine opening/recyclisation (Behr, Eustache, Martin)



b) intramolecular iodoamination/iodine substitution (Wong)



c) nucleophilic addition to furanose imine and nitron (Eustache, Defoin)



This work:

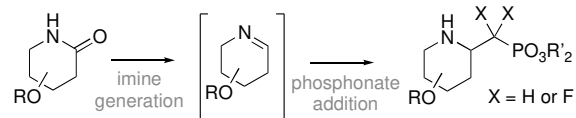
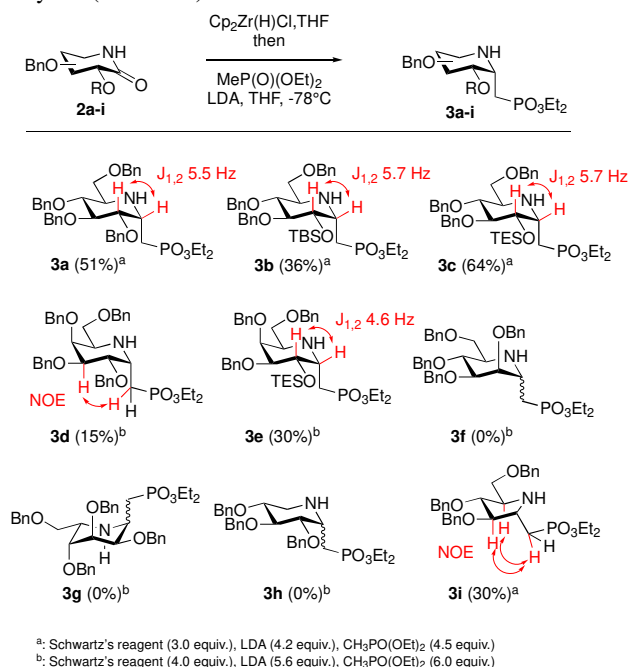


Figure 2. Most common methods for 1-C-phosphonomethyl and phosphonodifluoromethyl iminosugars synthesis and proposed strategy developed herein

Optimisation of the reaction conditions, including generation of the sugar-derived imine followed by its reaction with $\text{LiCH}_2\text{P}(\text{O})(\text{OEt})_2$, was performed on the 2-OTES tri-*O*-benzylated D-gluconolactam **2c**³⁹ for synthetic purposes. It allowed to identify LDA as the base of choice for the formation of lithiated methylphosphonate (see Table S1). Treatment of gluconolactam **2c** with $\text{Cp}_2\text{Zr}(\text{H})\text{Cl}$ (3 equiv.) in THF at room temperature furnished the resulting imine (TLC and MS monitoring) that was not isolated and directly added to a THF solution of $\text{LiCH}_2\text{P}(\text{O})(\text{OEt})_2$ at -78°C and stirred at this

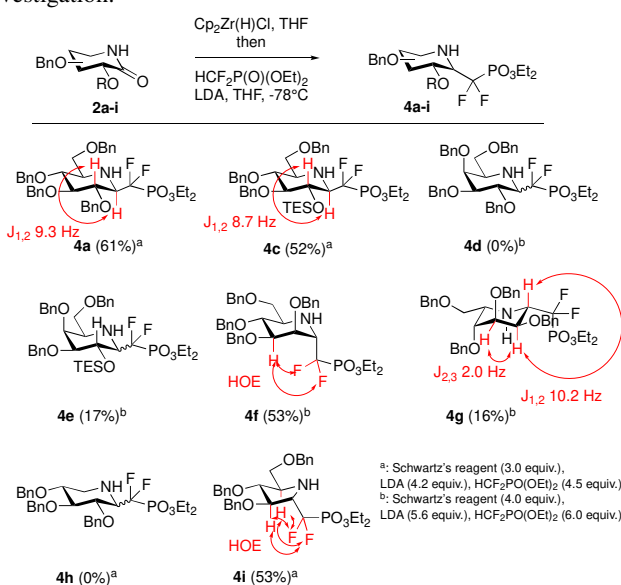
temperature for 30 min to produce the α -1-C-phosphonomethyl iminosugar **3c** ($J_{1,2} = 5.7$ Hz) in 64% yield over two steps. To evaluate the impact of the C-2 protecting group on the outcome of the reaction, this sequence was applied to 2-OBn and 2-OTBS³⁹ gluconolactams **2a** and **2b** and afforded the α -configured iminosugars **3a** and **3b** in 51% and 36% yields respectively over two steps. D-galactonolactams **2d** (2-OBn) and **2e** (2-OTES) proved less reactive and required more equivalents of Schwartz's reagent for the reaction to be successful (Scheme 1, conditions b), providing the α -configured iminosugars **3d** (15%) and **3e** (30%) in modest yield. Interestingly, the 2-OTES sugar lactams gave better yields compared to the 2-OBn derivatives. This reaction was not successful with D-mannonolactam, D-xylonolactam and L-gulonolactam and compounds **3f**, **3g** and **3h** could not be isolated although the corresponding imines were observed by MS and TLC suggesting a lower reactivity of these imines towards nucleophiles. Satisfyingly, this methodology was also compatible with a five-membered sugar lactam and the D-arabinolactam **2i** furnished the α -configured iminosugar **3i** in 30% yield (Scheme 1).



Scheme 1. Synthesis of 1-C-phosphonomethyl iminosugars

1-C-difluoromethylphosphonosugars are often considered to provide glycosyl phosphate surrogates with better mimicking abilities than the parent CH_2 analogs due to steric and electronic factors.⁴⁰ This was recently illustrated in iminosugar series by the superior GlfT2 galactofuranosyltransferase inhibition developed by a 1-C-difluoromethylphosphonoiminosugar compared to a 1-C-methylphosphonoiminosugar.^{26d} Indeed, the C-CF₂-P linkage closely resembles the C-O-P bond of phosphates in terms of size and charge distribution. In addition, the electron withdrawing effects of α -fluorination produce phosphonates with dissociation constant (pKa) values closer to those of the parent phosphate.⁴¹ These promising properties led to the development of many new synthetic methods to introduce difluoromethylene phosphonate in the past ten years.^{42,43} However, a limited range of 1-C-phosphonodifluoromethyl iminosugars **1g-l** have been reported so far (Figure 1).^{26b-d,44,45}

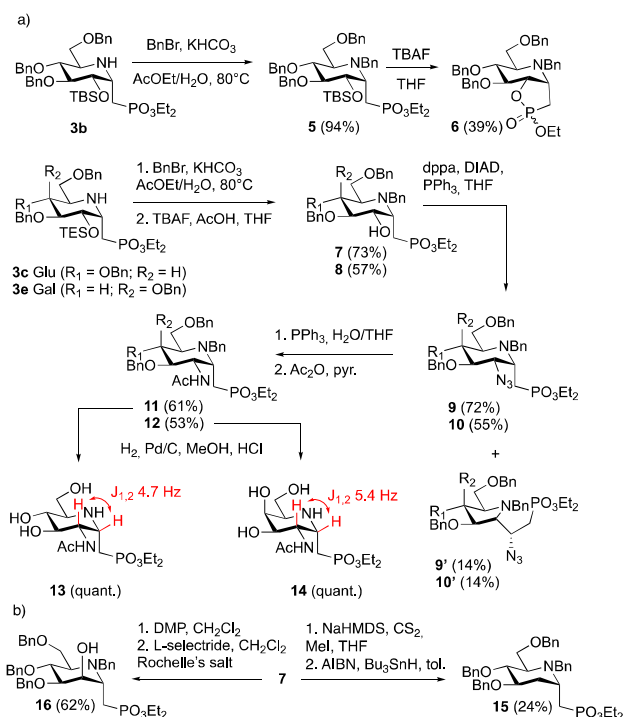
We anticipated our strategy would also work with $\text{LiCF}_2\text{P}(\text{O})(\text{OEt})_2$ to furnish the corresponding fluorinated glycosyl phosphate surrogates. Lactams **2a–i** were first converted to the corresponding imines with $\text{Cp}_2\text{Zr}(\text{H})\text{Cl}$ and then treated with $\text{LiCF}_2\text{P}(\text{O})(\text{OEt})_2$ at -78°C in THF (Scheme 2). In the D-glucose series, the corresponding iminosugars **4a** (2-OBn) and **4c** (2-OTES) were obtained in satisfactory 61% and 52% yield respectively over two steps. More importantly, their extensive NMR analysis assigned a β -configuration for the pseudoanomeric position ($J_{1,2} = 9.3$ Hz for **4a** and $J_{1,2} = 8.7$ Hz for **4c**). In the D-galactose series, no trace of iminosugar **4d** (2-OBn) was detected but the iminosugar **4e** (2-OTES) was isolated in 17% yield. Unfortunately, we failed to assign its pseudoanomeric configuration either through its deprotection or extensive NMR experiments as only broad signals were obtained. Satisfyingly, this two steps transformation proved now effective in the D-mannose and L-gulose series, respectively providing the α -configured iminosugar **4f** (53%) and the β -configured L-iminosugar **4g** (16%). It was also successful with D-arabinolactam affording α -configured iminosugar **4i** (53%). However, the D-xylosyl lactam was still not converted into the known 1-C-phosphonodifluoromethyl iminosugar⁴⁵ **4h** under these conditions. The better results, in terms of yield and substrate scope, obtained with $\text{LiCF}_2\text{P}(\text{O})(\text{OEt})_2$ compared to $\text{LiCH}_2\text{P}(\text{O})(\text{OEt})_2$, can be attributed to its higher nucleophilicity resulting from its less delocalized negative charge. However, the mechanistic rationale for the opposite stereochemical outcome obtained for the CH_2 and CF_2 derivatives in the D-glucose and D-galactose series and the lack of reaction with the D-xylo and D-manno derivatives is still unclear and would require further investigation.



Scheme 2. Synthesis of 1-C-phosphonodifluoromethyl iminosugars

Taking advantage of the orthogonal protection of the C-2 position in iminosugars **3b**, **3c** and **3e**, we next explored the possibility to access 2-acetamido-1-C-phosphonomethyl iminosugars. There is only one example in the literature²⁰ and we hypothesized that the NHAc moiety could be stereoselectively introduced exploiting endocyclic nitrogen participation (Scheme 3a).^{46,47} Iminosugar **3b** was *N*-benzylated (BnBr, K₂CO₃) to afford the fully protected iminosugar **5** that

led to the undesired bicyclic derivative **6** as a mixture of diastereomers upon desilylation. Efforts to open the phosphonate ring were unsuccessful as was the desilylation under acidic conditions to avoid trapping of the phosphonate group by the 2-OH group. We therefore turned our attention to the 2-OTES derivative **3c** which *N*-benzylation and *O*-desilylation under acidic conditions (TBAF, AcOH) smoothly afforded alcohol **7** (73%). Stereo-retentive displacement of the free OH in **7** with DPPA, PPh₃ and DIAD in THF furnished the α -D-gluco-configured azidopiperidine **9** (72%) along with some azidopyrrolidine **9'** (14%) resulting from the opening of the transient fused piperidine-aziridinium ion at the methine carbon. Conversion of the azide moiety in **9** to the corresponding NHAc group was achieved in two steps (PPh₃, H₂O then Ac₂O, pyr.) to afford the acetamido-iminosugar **11** (61%) that was quantitatively hydrogenolyzed to produce the target D-gluco-configured 2-acetamido-1-C-phosphonomethyl iminosugar **13**. To demonstrate the generality of this approach, the same sequence was applied to the D-galacto-configured iminosugar **3e** to afford the alcohol **8** (57%), azide **10** (55%) and acetamide **12** (53%). Importantly, the broad NMR signals exhibited by compounds **8**, **10** and **12** precluded their stereochemical assignment. Fortunately, hydrogenolysis of **12** quantitatively afforded the D-galacto-configured 2-acetamido-1-C-phosphonomethyl iminosugar **14** which NMR analysis confirmed its α -D-GalNAc configuration and retrospectively the stereochemistry of precursors **8**, **10** and **12**. We further exploited the 2-OH position in alcohol **7** to access other novel 1-C-phosphonomethyl iminosugars (Scheme 3b). Treatment of **7** with NaHMDS, CS₂ and MeI followed by reaction with AIBN and Bu₃SnH in toluene furnished the 2-deoxy-1-C-phosphonomethyl iminosugar **15** in modest 24% (unoptimized) yield over two steps. In addition, the free alcohol in **7** was inverted to generate the new α -D-manno-configured 1-C-phosphonomethyl iminosugar, a compound that could not be obtained from D-mannonolactam by our sequence. Oxidation of **7** with Dess-Martin periodinane produced the corresponding ketone that was treated with a range of hydride reagents. While NaBH₄ or L-selectride failed to afford the axial alcohol **16**, treatment with L-selectride in the presence of Rochelle's salt led to the desired iminosugar **16** in 62% yield.



Scheme 3. Synthesis of 2-acetamido- α -1-C-phosphonomethyl iminosugars **13** and **14** and 2-deoxy and D-manno configured α -1-C-phosphonomethyl iminosugars **15** and **16**.

In conclusion, we report the straightforward stereoselective synthesis of 1-C-phosphono-methyl and difluoromethyl iminosugars that are obtained in modest to good yields from easily available sugar lactams. The functional group tolerance of this methodology allowed us to access 2-deoxy and 2-acetamido derivatives and new sugar stereochemistries. A different reactivity and opposite stereochemical outcome were observed with the $\text{LiCH}_2\text{P}(\text{O})(\text{OEt})_2$ and $\text{LiCF}_2\text{P}(\text{O})(\text{OEt})_2$ reagents in the D-gluco and D-galacto series that needs to be further investigated.

Associated content

Supporting Information

Optimization of reaction conditions, experimental procedures, and compounds characterization (**2e**, **2h**, and **3–16**), including one- and two-dimensional NMR spectra.

Acknowledgements

YB acknowledges financial support from the European Union (ERDF) and “Région Nouvelle Aquitaine”. TTV thanks the Fondation de la Recherche Médicale for a PhD grant.

References

- (1) Dwek, R. A. Glycobiology: Toward Understanding the Function of Sugars. *Chem. Rev.* **1996**, *96*, 683–720.
- (2) *Essentials of Glycobiology*, 2nd ed.; Varki, A., Cummings, R. D., Esko, J. D., Freeze, H. H., Stanley, P., Bertozzi, C. R., Hart, G. W., Etzler, M. E., Eds.; Cold Spring Harbor Laboratory Press: Cold Spring Harbor (NY), 2009.
- (3) Lairson, L. L.; Henrissat, B.; Davies, G. J.; Withers, S. G. Glycosyltransferases: Structures, Functions, and Mechanisms. *Annu. Rev.*

Biochem. **2008**, *77*, 521–555.

(4) Ardèvol, A.; Rovira, C. Reaction Mechanisms in Carbohydrate-Active Enzymes: Glycoside Hydrolases and Glycosyltransferases. Insights from *Ab Initio* Quantum Mechanics/Molecular Mechanics Dynamic Simulations. *J. Am. Chem. Soc.* **2015**, *137*, 7528–7547.

(5) Blackburn, G. M.; Kent, D. E.; Kolkman, F. The Synthesis and Metal Binding Characteristics of Novel, Isopolar Phosphonate Analogues of Nucleotides. *J. Chem. Soc., Perkin Trans. 1*, **1984**, 1119–1125.

(6) McKenna, C. E.; Shen, P.-D. Fluorination of Methanediphosphonate Esters by Perchloryl Fluoride. Synthesis of Fluoromethanediphosphonic Acid and Difluoromethanediphosphonic Acid. *J. Org. Chem.* **1981**, *46*, 4573–4576.

(7) Forget, S. M.; Jee, A.; Smithen, D. A.; Jagdhane, R.; Anjum, S.; Beaton, S. A.; Palmer, D. R. J.; Syvitski, R. T.; Jakeman, D. L. Kinetic Evaluation of Glucose 1-Phosphate Analogues with a Thymidyltransferase Using a Continuous Coupled Enzyme Assay. *Org. Biomol. Chem.* **2015**, *13*, 866–875.

(8) Dinev, Z.; Gannon, C. T.; Egan, C.; Watt, J. A.; McConville, M. J.; Williams, S. J. Galactose-Derived Phosphonate Analogues as Potential Inhibitors of Phosphatidylinositol Biosynthesis in Mycobacteria. *Org. Biomol. Chem.* **2007**, *5*, 952–959.

(9) Veleti, S. K.; Lindenberger, J. J.; Ronning, D. R.; Sucheck, S. J. Synthesis of a C-Phosphonate Mimic of Maltose-1-Phosphate and Inhibition Studies on Mycobacterium Tuberculosis GlgE. *Bioorg. Med. Chem.* **2014**, *22*, 1404–1411.

(10) Stolz, F.; Reiner, M.; Blume, A.; Reutter, W.; Schmidt, R. R. Novel UDP-Glycol Derivatives as Transition State Analogue Inhibitors of UDP-GlcNAc 2-Epimerase. *J. Org. Chem.* **2004**, *69*, 665–679.

(11) Caravano, A.; Mengin-Lecreulx, D.; Brondello, J.-M.; Vincent, S. P.; Sinay, P. Synthesis and Inhibition Properties of Conformational Probes for the Mutase-Catalyzed UDP-Galactopyranose/Furanose Interconversion. *Chem. Eur. J.* **2003**, *9*, 5888–5898.

(12) Ansiaux, C.; N'Go, I.; Vincent, S. P. Reversible and Efficient Inhibition of UDP-Galactopyranose Mutase by Electrophilic, Constrained and Unsaturated UDP-Galactitol Analogues. *Chem. Eur. J.* **2012**, *18*, 14860–14866.

(13) Descroix, K.; Wagner, G. K. The First C-Glycosidic Analogue of a Novel Galactosyltransferase Inhibitor. *Org. Biomol. Chem.* **2011**, *9*, 1855–1863.

(14) Kerner, L.; Kosma, P. Synthesis of C-Glycosyl Phosphonate Derivatives of 4-Amino-4-Deoxy- α -L-Arabinose. *Beilstein J. Org. Chem.* **2020**, *16*, 9-14.

(15) Franconetti, A.; Ardá, A.; Asensio, J. L.; Blériot, Y.; Thibaudeau, S.; Jiménez-Barbero, J. Glycosyl Oxocarbenium Ions: Structure, Conformation, Reactivity, and Interactions. *Acc. Chem. Res.* **2021**, *54*, 2552–2564.

(16) *Iminosugars: From Synthesis to Therapeutic Applications*; Compain, P., Martin, O. R., Eds.; J. Wiley: Chichester, West Sussex, England; Hoboken, NJ, USA, 2007.

(17) Thatcher, G. R. J.; Campbell, A. S. Phosphonates as Mimics of Phosphate Biomolecules: *Ab Initio* Calculations on Tetrahedral Ground States and Pentacoordinate Intermediates for Phosphoryl Transfer. *J. Org. Chem.* **1993**, *58*, 2272–2281.

(18) Harsági, N.; Keglevich, G. The Hydrolysis of Phosphinates and Phosphonates: A Review. *Molecules* **2021**, *26*, 2840–2846.

(19) Mitchell, M.; Qiao, L.; Wong, C.-H. Chemical-Enzymatic Synthesis of Iminocyclitol Phosphonic Acids. *Adv. Synth. Catal.* **2001**, *343*, 596–599.

(20) Hsu, C.-H.; Schelwies, M.; Enck, S.; Huang, L.-Y.; Huang, S.-H.; Chang, Y.-F.; Cheng, T.-J. R.; Cheng, W.-C.; Wong, C.-H. Iminosugar C-Glycoside Analogues of α -D-GlcNAc-1-Phosphate: Synthesis and Bacterial Transglycosylase Inhibition. *J. Org. Chem.* **2014**, *79*, 8629–8637.

(21) La Ferla, B.; Bugada, P.; Nicotra, F. Synthesis of the Dimethyl Ester of 1-Deoxy-L-Idonojirimycin-1-Methylenphosphonate: A New Approach to Iminosugar Phosphonates. *J. Carb. Chem.* **2006**, *25*, 151–162.

(22) Bouix, C.; Bissere, P.; Eustache, J. Stereoselective Synthesis of Arabinose-Derived Phosphonates. *Tetrahedron Lett.* **1998**, *39*, 825–828.

(23) Wang, X.; Krasnova, L.; Wu, K. B.; Wu, W.-S.; Cheng, T.-J.; Wong, C.-H. Towards New Antibiotics Targeting Bacterial Transglycosylase: Synthesis of a Lipid II Analog as Stable Transition-State Mimic Inhibitor. *Bioorg. Med. Chem. Lett.* **2018**, *28*, 2708–2712.

(24) Veleti, S. K.; Petit, C.; Ronning, D. R.; Sucheck, S. J. Zwitterionic Pyrrolidene-Phosphonates: Inhibitors of the Glycoside Hydrolase-like Phosphorylase *Streptomyces Coelicolor* GlgE-V279S. *Org. Biomol. Chem.* **2017**, *15*, 3884–3891.

(25) Godin, G.; Compain, P.; Masson, G.; Martin, O. R. A General Strategy

- for the Practical Synthesis of Nojirimycin C-Glycosides and Analogues. Extension to the First Reported Example of an Iminosugar 1-Phosphonate. *J. Org. Chem.* **2002**, *67*, 6960–6970.
- (26) For example, see (a) Bosco, M.; Bissret, P.; Constant, P.; Eustache, J. Synthesis of 2',3'-Dihydrosolanosyl Analogues of β -D-Arabinofuranosyl-1-Monophosphoryldecaprenol with Promising Antimycobacterial Activity. *Tetrahedron Lett.* **2007**, *48*, 153–157. (b) Cocaud, C.; Nicolas, C.; Poisson, T.; Pannecoucke, X.; Legault, C. Y.; Martin, O. R. Tunable Approach for the Stereoselective Synthesis of 1-C-Diethylphosphono(Difluoromethyl) Iminosugars as Glycosyl Phosphate Mimics. *J. Org. Chem.* **2017**, *82*, 2753–2763; (c) Gautier-Lefebvre, I.; Behr, J.-B.; Guillerm, G.; Ryder, N. S. Synthesis of New (Difluoromethylphosphono)Azadisaccharides Designed as Bisubstrate Analogue Inhibitors for GlcNAc-1,4 Glycosyltransferases. *Bioorg. Med. Chem. Lett.* **2000**, *10*, 1483–1487. (d) Cocaud, C.; Zheng, R. B.; Lowary, T. L.; Poisson, T.; Pannecoucke, X.; Nicolas, C.; Martin, O. R. 1-C-Phosphonomethyl- and 1-C-Difluorophosphonomethyl-1,4-Imino- β -Arabinotols as GalT Transferase Inhibitors: A Comparison. *Carbohydr. Res.* **2018**, *461*, 45–50.
- (27) Chevrier, C.; Le Nouën, D.; Defoin, A.; Tarnus, C. Synthesis of Amino-L-Lyxose Phosphonates as Fucosyl-Phosphate Mimics. *Eur. J. Org. Chem.* **2006**, *2006*, 2384–2392.
- (28) Bosco, M.; Bissret, P.; Bouix-Peter, C.; Eustache, J. A New Concise Synthesis of Nectrisine and Its Facile Conversion to Phosphonoazasugars. *Tetrahedron Lett.* **2001**, *42*, 7949–7952.
- (29) Iwanejko, J.; Wojaczyńska, E. Cyclic Imines – Preparation and Application in Synthesis. *Org. Biomol. Chem.* **2018**, *16*, 7296–7314.
- (30) Davis, B. G.; Maughan, M. A. T.; Chapman, T. M.; Villard, R.; Courtney, S. Novel Cyclic Sugar Imines: Carbohydrate Mimics and Easily Elaborated Scaffolds for Aza-Sugars. *Org. Lett.* **2002**, *4*, 103–106.
- (31) Zoidl, M.; Gonzalez Santana, A.; Torvisco, A.; Tysoe, C.; Siriwardena, A.; Withers, S. G.; Wrodnigg, T. M. The Staudinger/Aza-Wittig/Grignard Reaction as Key Step for the Concise Synthesis of 1-C-Alkyl-Iminoalditol Glycomimetics. *Carbohydr. Res.* **2016**, *429*, 62–70.
- (32) Bordes, A.; Poveda, A.; Troadec, T.; Franconetti, A.; Ardá, A.; Perrin, F.; Ménand, M.; Sollogoub, M.; Guillard, J.; Désiré, J.; Tripier, R.; Jiménez-Barbero, J.; Blériot, Y. Synthesis, Conformational Analysis, and Complexation Study of an Iminosugar-Aza-Crown, a Sweet Chiral Cyclam Analog. *Org. Lett.* **2020**, *22*, 2344–2349.
- (33) For example, see (a) Mondon, M.; Fontelle, N.; Désiré, J.; Lecornué, F.; Guillard, J.; Marrot, J.; Blériot, Y. Access to L- and D-Iminosugar C-Glycosides from a D-Gluco-Derived 6-Azidolactol Exploiting a Ring Isomerization/Alkylation Strategy. *Org. Lett.* **2012**, *14*, 870–873. (b) Fontelle, N.; Yamamoto, A.; Arda, A.; Jiménez-Barbero, J.; Kato, A.; Désiré, J.; Blériot, Y. 2-Acetamido-2-deoxy-L-iminosugar C-Alkyl and C-Aryl Glycosides: Synthesis and Glycosidase Inhibition. *Eur. J. Org. Chem.* **2018**, *2018*, 5477–5488.
- (34) Cividino, P.; Dheu-Andries, M.-L.; Ou, J.; Milet, A.; Py, S.; Toy, P. H. Mechanistic Investigations of the Phosphine-Mediated Nitrene Deoxygenation Reaction and Its Application in Cyclic Imine Synthesis. *Tetrahedron Lett.* **2009**, *50*, 7038–7042.
- (35) Stauffert, F.; Lepage, M.; Pichon, M.; Hazelard, D.; Bodlener, A.; Compain, P. A Convenient, Gram-Scale Synthesis of 1-Deoxymannojirimycin. *Synthesis* **2016**, *48*, 1177–1180.
- (36) Overkleef, H. S.; van Wiltenburg, J.; Pandit, U. K. A Facile Transformation of Sugar Lactones to Azasugars. *Tetrahedron* **1994**, *50*, 4215–4224.
- (37) Szcześniak, P.; Stecko, S.; Staszewska-Krajewska, O.; Furman, B. Sugar-Derived Cyclic Imines: One-Pot Synthesis and Direct Functionalization. *Tetrahedron* **2014**, *70*, 1880–1888.
- (38) Szcześniak, P.; Stecko, S.; Maziarz, E.; Staszewska-Krajewska, O.; Furman, B. Synthesis of Polyhydroxylated Quinolizidine and Indolizidine Scaffolds from Sugar-Derived Lactams via a One-Pot Reduction/Mannich/Michael Sequence. *J. Org. Chem.* **2014**, *79*, 10487–10503.
- (39) Terinek, M.; Vasella, A. Synthesis and Evaluation of Two Mannosamine-Derived Lactone-Type Inhibitors of Snail β -Mannosidase. *Tetrahedron: Asym.* **2005**, *16*, 449–469.
- (40) Leclerc, E.; Pannecoucke, X.; Ethève-Quellejeu, M.; Sollogoub, M. Fluoro-C-Glycosides and Fluoro-Carbasugars, Hydrolytically Stable and Synthetically Challenging Glycomimetics. *Chem. Soc. Rev.* **2013**, *42*, 4270–4283.
- (41) Romanenko, V. D.; Kukhar, V. P. Fluorinated Phosphonates: Synthesis and Biomedical Application. *Chem. Rev.* **2006**, *106*, 3868–3935.
- (42) Ivanova, M. V.; Bayle, A.; Besset, T.; Pannecoucke, X.; Poisson, T. New Prospects toward the Synthesis of Difluoromethylated Phosphate Mimics. *Chem. Eur. J.* **2016**, *22*, 10284–10293.
- (43) Shevchuk, M.; Wang, Q.; Pajkert, R.; Xu, J.; Mei, H.; Rösenthaler, G.; Han, J. Recent Advances in Synthesis of Difluoromethylene Phosphonates for Biological Applications. *Adv. Synth. Catal.* **2021**, *363*, 2912–2968.
- (44) Gautier-Lefebvre, I.; Behr, J.-B.; Guillerm, G.; Muzard, M. Iminosugars as Glycosyltransferase Inhibitors: Synthesis of Polyhydroxypyrrolidines and Their Evaluation on Chitin Synthase Activity. *Eur. J. Med. Chem.* **2005**, *40*, 1255–1261.
- (45) Behr, J.-B.; Evina, C. M.; Phung, N.; Guillerm, G. Synthesis of (Difluoromethyl)Phosphonate Azasugars Designed as Inhibitors for Glycosyl Transferases. *J. Chem. Soc., Perkin Trans. 1* **1997**, *11*, 1597–1600.
- (46) Blériot, Y.; Auberger, N.; Jagadeesh, Y.; Gauthier, C.; Prencipe, G.; Tran, A. T.; Marrot, J.; Désiré, J.; Yamamoto, A.; Kato, A.; Sollogoub, M. Synthesis of 1,2-*Cis*-Homoinminosugars Derived from GlcNAc and GalNAc Exploiting a β -Amino Alcohol Skeletal Rearrangement. *Org. Lett.* **2014**, *16*, 5512–5515.
- (47) Blériot, Y.; Tran, A. T.; Prencipe, G.; Jagadeesh, Y.; Auberger, N.; Zhu, S.; Gauthier, C.; Zhang, Y.; Désiré, J.; Adachi, I.; Kato, A.; Sollogoub, M. Synthesis of 1,2-*Trans*-2-Acetamido-2-Deoxyhomoinminosugars. *Org. Lett.* **2014**, *16*, 5516–5519.