



HAL
open science

Turbulence modeling and simulation advances in CFD during the past 50 years

Roland Schiestel, Bruno Chaouat

► **To cite this version:**

Roland Schiestel, Bruno Chaouat. Turbulence modeling and simulation advances in CFD during the past 50 years. *Comptes Rendus. Mécanique*, 2022, 350 (S1), pp.1-29. 10.5802/crmeca.114 . hal-03927572

HAL Id: hal-03927572

<https://hal.science/hal-03927572>

Submitted on 6 Jan 2023

HAL is a multi-disciplinary open access archive for the deposit and dissemination of scientific research documents, whether they are published or not. The documents may come from teaching and research institutions in France or abroad, or from public or private research centers.

L'archive ouverte pluridisciplinaire **HAL**, est destinée au dépôt et à la diffusion de documents scientifiques de niveau recherche, publiés ou non, émanant des établissements d'enseignement et de recherche français ou étrangers, des laboratoires publics ou privés.



Distributed under a Creative Commons Attribution 4.0 International License



INSTITUT DE FRANCE
Académie des sciences

Comptes Rendus

Mécanique

Roland Schiestel and Bruno Chaouat


Turbulence modeling and simulation advances in CFD during the past 50 years

Published online: 3 October 2022

<https://doi.org/10.5802/crmeca.114>

Part of Special Issue: More than a half century of Computational Fluid Dynamics

Guest editor: Mohammed El Ganaoui (Professeur des Universités, Spécialiste : Mécanique des Fluides et Transferts de Chaleur et de Masse, Université de Lorraine)

 This article is licensed under the
CREATIVE COMMONS ATTRIBUTION 4.0 INTERNATIONAL LICENSE.
<http://creativecommons.org/licenses/by/4.0/>



*Les Comptes Rendus. Mécanique sont membres du
Centre Mersenne pour l'édition scientifique ouverte*
www.centre-mersenne.org
e-ISSN : 1873-7234



More than a half century of Computational Fluid Dynamics / *Plus d'un demi-siècle de mécanique des fluides numérique*

Turbulence modeling and simulation advances in CFD during the past 50 years

Roland Schiestel[✉]*,^a and Bruno Chaouat[✉] b

^a IRPHE/CNRS, 13384 Marseille, France

^b ONERA, Université Paris-Saclay, 92322 Châtillon, France

URL: <https://www.onera.fr>

E-mails: r.schiestel@laposte.net (R. Schiestel), Bruno.chaouat@onera.fr (B. Chaouat)

Abstract. This paper is a short retrospective review of the predictive methods of turbulent flows in *Computational Fluid Dynamics* over the last 50 years since the first development of computers. The different schools of turbulence modeling are presented with the aim to guide both users and researchers involved in numerical simulation of turbulent flows.

Keywords. Turbulence, Turbulence modeling, Reynolds averaged Navier Stokes, Large Eddy simulation, Hybrid RANS/LES methods, Spectral methods, Computational fluid dynamics.

Published online: 3 October 2022

1. Introduction

Most of the turbulence numerical predictions are based on fully or partially-averaged statistical equations. Due to the turbulence closure problem, the equations to be solved more or less require modeling. Although one can conceptually distinguish the physical modeling corresponding to the constitutive laws of the turbulence from the numerical modeling corresponding to the algorithmic technique of the computational problem to solve, the two concepts are closely linked and progress together. The development of powerful computers allows solving more complex models. This retrospective landscape tries to point out the capabilities of the different models and the main cornerstones of their evolution in CFD research in relation to developments in computational capabilities. Evidently this review cannot be exhaustive at all, and references are given for the interested reader. One of the main properties of turbulence in fluids is an efficient mixing, giving rise to many studies in heat and mass transfer and countless applications in industrial and environmental flows.

2. Description and approaches in turbulent flows

The turbulent field is usually supposed to be an unsteady solution of the Navier–Stokes equations. Direct numerical simulation (DNS) of turbulent flows requires huge computer power and even

* Corresponding author.

nowadays is not possible for complex real flows [1]. Statistical modeling such as the Reynolds-averaged Navier–Stokes (RANS) equations has long been the main practical way to get useful flow predictions in spite of some weaknesses. This is to this day often the main method used for the simulation of turbulent flows encountered in engineering and industrial applications [2–4]. Large eddy simulations (LES) have been developed in which the fine-grained eddies are modeled while the filtered flow field is simulated. This modeling was initially developed to simulate atmospheric and geophysical flows and is now more and more used to get particular details and some insights on flow structures [5, 6]. The Scale resolving simulation (SRS) methods including DNS and LES are beginning to be applied in aerospace industries [7, 8]. In the past two decades, more recent hybrid RANS/LES models that combine in various ways the RANS and the LES methods have been proposed for simulating turbulent flows of practical interest allowing a second life to RANS closures. These models take into account the advantages of these two methodologies [9–11]. In parallel with these methods, spectral turbulence models are applied in the spectral space that are mainly used to study laboratory flows from a fundamental point of view with emphasis on the physical aspects of turbulence [12, 13] based on two-point statistics. According to these authors, each of these methods has its own respective advantages and limitations and specific field of application so that they should be considered as complementary tools in computational fluid dynamics. In that sense, the most appropriate tool does not depend merely on the intrinsic performances of the method itself but more precisely on both the required computational resources, the nature of the flow and the question to address.

2.1. Principles of RANS

RANS are based on statistical averaging of the instantaneous Navier–Stokes equations giving rise to an open hierarchy of equations of moments. Numerous varieties of closure models have been developed depending on the level of closure and the approximations of unknown moments [2–5]. The mean value is theoretically defined as ensemble averaging and approximated by time or space averaging in experiments. Each variable ϕ in incompressible turbulence, is then decomposed into a mean part in a statistical sense $\langle\phi\rangle$ and a fluctuation part ϕ' . The mean value $\langle\phi\rangle$ is then computed in practice by means of time averaging

$$\langle\phi(\mathbf{x})\rangle = \frac{1}{T} \int_0^T \phi(\mathbf{x}, t) dt. \quad (1)$$

In (1), the period of time T is assumed to be long in comparison with the characteristic turbulent time scale $\tau = k/\epsilon$, where k denotes the turbulent kinetic energy and ϵ , its dissipation rate, i.e., $T \gg \tau$. Physically, this method relies on the fact that each mean flow variable describing the flow properties is associated to the integration of the entire energy density spectrum $E(\kappa)$ over the wave number range $\kappa \in [0, \infty[$. In practice, the integration is being performed over all the small to the large wave numbers so that individual eddy scales cannot be distinguished. The transport equations (Reynolds equations) of the mean statistical velocity in incompressible flows, reads

$$\frac{\partial\langle u_i\rangle}{\partial t} + \frac{\partial}{\partial x_j} (\langle u_i\rangle\langle u_j\rangle) = -\frac{1}{\rho} \frac{\partial\langle p\rangle}{\partial x_i} + \nu \frac{\partial^2\langle u_i\rangle}{\partial x_j\partial x_j} - \frac{\partial\tau_{ij}}{\partial x_j}, \quad (2)$$

where $\tau_{ij} = \langle u_i u_j\rangle - \langle u_i\rangle\langle u_j\rangle$ is the Reynolds stress tensor. In (2), ν , ρ , p , u_i , denote the molecular viscosity, density, pressure, velocity component, respectively. The equations are then solved numerically in conjunction with modeled equations of moments up to n 's order (n rarely exceeds $n = 2$).

2.2. Principles of LES

LES is based on the filtering process applied to the Navier–Stokes equations in order to distinguish large-scale fluctuations from the more universal fine-scale turbulence [5, 6]. Mean values are obtained from averaging the unsteady solution in a post-treatment. Large eddies and Lagrangian tracers can be used to study the detailed behaviour of the flow. In this method, each variable ϕ is then decomposed into a filtered part $\bar{\phi}$ and a small-scale fluctuation part $\phi^>$, but as a result of importance, in general $\bar{\bar{\phi}} \neq \bar{\phi}$ and $\langle \phi^> \rangle \neq 0$. Contrarily to the RANS method, each filtered variable is associated with the integration of the energy density spectrum $E(\kappa)$ over the wave number range $\kappa \in [0, \kappa_c]$ where κ_c is the cutoff wave number defined by means of the local grid size Δ as $\kappa_c = \pi/\Delta$, while the subgrid-scale (SGS) variable is computed from an integration over the range $[\kappa_c, \infty[$. In practice, the largest wave number that can be simulated is given by the smallest grid step size of the mesh spacing. The filtering operator [14] applied to the Navier–Stokes equations allows to dissociate the simulated large eddies from the smaller eddies which are modeled. These calculated large eddies being a part of the fluctuation are random and the filtering process does not retain the nice operative properties of the statistical mean value [15–17]. The analytical definition of the filter in physical space is generally defined as

$$\bar{\phi}(\mathbf{x}, t) = \int_{\mathbb{R}^3} G[\mathbf{x} - \xi, \Delta(\mathbf{x}, t)] \phi(\xi, t) d\xi, \quad (3)$$

which reduces to a simple convolution in homogeneous turbulence when the grid spacing Δ becomes constant in space. Formally, the filtered motion equation then reads [16]

$$\frac{\partial \bar{u}_i}{\partial t} + \frac{\partial(\bar{u}_i \bar{u}_j)}{\partial x_j} = -\frac{1}{\rho} \frac{\partial \bar{p}}{\partial x_i} + \nu \frac{\partial^2 \bar{u}_i}{\partial x_j \partial x_j} - \frac{\partial(\tau_{ij})_{\text{sfs}}}{\partial x_j} + E, \quad (4)$$

where $(\tau_{ij})_{\text{sfs}} = \overline{u_i u_j} - \bar{u}_i \bar{u}_j$ is the subfilter-scale (SFS) stress tensor and

$$E = \frac{D\Delta}{Dt} \frac{\partial \bar{u}_i}{\partial \Delta} + \frac{1}{\rho} \frac{\partial \Delta}{\partial x_i} \frac{\partial \bar{p}}{\partial \Delta} - \nu \frac{\partial^2 \Delta}{\partial x_j \partial x_j} \frac{\partial \bar{u}_i}{\partial \Delta} - \nu \frac{\partial \Delta}{\partial x_j} \frac{\partial \Delta}{\partial x_j} \frac{\partial^2 \bar{u}_i}{\partial \Delta^2} - 2\nu \frac{\partial \Delta}{\partial x_j} \frac{\partial^2 \bar{u}_i}{\partial x_j \partial \Delta}, \quad (5)$$

where $D/Dt = \partial/\partial t + \bar{u}_j \partial/\partial x_j$.

2.3. Principles of hybrid RANS/LES

Hybrid RANS/LES reconciles the two previous methods by introducing a mechanism allowing to switch from one method to the other depending of the zones of interest in the flow [9–11].

2.3.1. Mathematical framework of RANS and LES

As a result, the RANS and LES momentum equations (2) and (4) take exactly the same mathematical form if the commutation terms appearing in the function E arising from the filtering process in the material derivative of any variable are neglected [16–18]. In that sense, the difference between the RANS and LES approaches relies in practice on the closure of the equations and not on the basic equations themselves. In fact, a key difference is that SGS models for LES usually depend on the grid spacing, but RANS models do not. The numerical solution of (2) in RANS or (4) in LES requires to determine the turbulent stress τ_{ij} or $(\tau_{ij})_{\text{sfs}}$ all along the calculation. This issue to address is known as the turbulence closure problem. Two main basic levels of modeling are currently used in computational fluid dynamics and transport processes. The first approach is based on the eddy viscosity models (EVM) known as first-order models while the second refers to second-moment closure (SMC) known as second-order models [2–4]. Although RANS, LES and hybrid RANS/LES methods have been developed independently of each other, it is possible to see some connections between these different schools of modeling [10]. This is a topic that is receiving more and more attention these days.

From a numerical point of view, it is worth mentioning that RANS closures need robust numerical methods to solve stiff turbulence transport equations while LES require high-precision methods with good conservative properties to perform correctly.

3. The pre-computer era

The first attempts towards turbulent flow prediction based on the statistical closure of the Reynolds equations were made by Taylor in 1915 [19] who introduced a turbulence eddy viscosity represented as the product of a characteristic length and a characteristic velocity. But the well-known Prandtl mixing length model introduced by Prandtl in 1925 [20] proved to be particularly fruitful. It reads $\nu_t = l_m^2 \sqrt{2S_{ij}S_{ij}}$ where S_{ij} is the mean rate of strain and l_m the mixing length to be prescribed in each particular flow. In 1932, Taylor proposed that the shear stresses are created by vorticity transfer rather than momentum [21]. A new theory of Prandtl in 1942 [22] later represented eddy viscosity more simply by the product of the width of the mixing zone and the difference in mean velocities across the shear layer. Also, Reichardt [23] supposed that the shear stress was proportional to the gradient of momentum flow rate rather than the gradient of mean velocity. All these methods can be viewed as algebraic eddy viscosity methods based on intuitive physics. These are relatively simple and when joined with similarity hypotheses can lead to analytical solutions of basic 2D flows. Such solutions flourished in this early period, before around 1965. Many examples of such analytical solutions can be found in [24]. Another example of simple representation is the well-known logarithmic boundary layer in which the shear stress is uniform and can be related to the friction velocity at the wall.

4. The heroic early computer developments in RANS modeling

4.1. Extension of algebraic eddy viscosity and mixing length approaches to real flows

With the emergence of scientific computers, the numerical prediction of turbulent flows was developed in several research groups as a complement to experimental studies. The 1968 Stanford conference [25] mainly devoted to 2D boundary layers was a strong reference point in which many models based on eddy viscosity concept, as described before, were applied to various 2D flows and their predictions compared. For low Reynolds number turbulence, the Van Driest correction is used for approaching a wall [26]. It was the time of emerging CFD computational codes like the well-known Patankar and Spalding method [27] judiciously conceived to perform numerical solutions of parabolic expanding flows like jets, wakes and boundary layers. Its efficiency came from the use of the normalized stream function as a variable and the tridiagonal algorithm as a solver in a finite volume framework.

4.2. One-equation RANS models

The algebraic EVM tuned for each different type of flow suffered from a lack of generality, the mixing length had to be prescribed empirically in each case. So the route was open to introduce transport modeling. The first step is to model the transport equation for the mean kinetic energy of turbulence k , allowing to account for turbulent diffusion of energy, while the turbulence viscosity was obtained from the Prandtl–Kolmogorov hypothesis [28] $\nu_t = C_\mu l \sqrt{k}$. But as the characteristic length scale l was still prescribed empirically, this model was soon abandoned for the benefit of two-equation models. However, another one-equation model was singled out, the Bradshaw model [29] which used a transport equation for the shear stress itself and was dedicated essentially to boundary layer problems.

5. Two-equation RANS modeling

The main idea underpinning the two-equation models is the need to get rid of empirical scale specification and to provide a general means to get the characteristic length scale of turbulence via an additional transport equation. For computer solvers, the Patankar and Spalding procedure [27] could be easily extended to this kind of models in the case of plane or axisymmetric parabolic flows with the boundary layer type approximations. Using the reduced stream function ω as the variable, the equations to solve take the general form

$$\frac{\partial \Phi}{\partial X} + (a + b\omega) \frac{\partial \Phi}{\partial \omega} = \frac{\partial}{\partial \omega} \left(c \frac{\partial \Phi}{\partial \omega} \right) + S \quad (6)$$

with a marching procedure in X . In the case of 2D or 3D recirculating flows, the equations to solve become elliptic and they usually read

$$\frac{\partial \Phi}{\partial t} + \frac{\partial}{\partial x_j} (u_j \Phi) = \frac{\partial}{\partial x_j} \left(\sigma_{ij} \frac{\partial \Phi}{\partial x_i} \right) + S, \quad (7)$$

where Φ is any scalar or tensorial fluid property. At that time, for calculating recirculating flows, an elliptic solver was initiated in the group of Spalding [30] based on finite volume discretization with staggered grids and the SIMPLE algorithm (semi-implicit method for pressure-linked equations) to solve pressure in incompressible flows and widely known as TEACH code (teaching elliptic axisymmetric characteristics heuristically). The technique has then been further developed by Patankar [31] and a non-staggered grid version also exists with colocated arrangement. Most of the applications in RANS modeling are solved using the finite volume method because of its conservation properties and robustness for solving turbulence transport equations with dominating source terms, even if the method is of first-order precision only. However, some research works have used finite difference expansions for higher-order methods or finite element methods for complex geometry applications.

5.1. The k - ϵ modeling

This is probably the most widespread and used turbulence model in practice. In its standard original form coming from Jones and Launder [32], the modeled transport equation of the turbulent kinetic energy at high turbulence Reynolds number reads

$$\frac{\partial k}{\partial t} + \frac{\partial}{\partial x_j} (\langle u_j \rangle k) = P - \epsilon + J_k, \quad (8)$$

where the terms appearing in the right-hand side of this equation are identified as the processes of production P , dissipation-rate ϵ and turbulent diffusion J_k . The modeled companion transport equation of the dissipation rate reads

$$\frac{\partial \epsilon}{\partial t} + \frac{\partial}{\partial x_j} (\langle u_j \rangle \epsilon) = c_{\epsilon_1} \frac{\epsilon}{k} P - c_{\epsilon_2} \frac{\epsilon^2}{k} + J_\epsilon, \quad (9)$$

where J_ϵ is the turbulent diffusion, c_{ϵ_1} and c_{ϵ_2} are constant coefficients. The turbulent Reynolds stress tensor is then computed as $\tau_{ij} = (2/3)k\delta_{ij} - c_\mu(k^2/\epsilon)\langle S_{ij} \rangle$ where c_μ is a constant coefficient. Still based on the turbulence viscosity concept, this model can be numerically solved efficiently using generally finite volume techniques. The characteristic length scale of turbulence defined as $l = k^{3/2}/\epsilon$ is obtained from the modeled transport equation of the energy dissipation rate which had been studied in the pioneering research work at Los Alamos laboratory [33]. The k - ϵ model was also the starting point for some variant models (see hereafter) such as the k - ω model developed by Wilcox [34] using the characteristic frequency $\omega = \epsilon/(c_\mu k)$ as well as the well-known shear-stress transport (SST) model developed by Menter [35] that is a combination of k - ϵ and k - ω models.

5.1.1. Some improvements to the k - ϵ model

Numerical predictions of various flows had exhibited some lack of universality like in the well-known round jet anomaly and the spreading rate of a wake. To improve the round jet prediction without altering plane jets, several proposals have been made by adding extra terms in the dissipation-rate equation [36] or by sensitizing the numerical coefficients to the second and third invariants of anisotropy defined as $A_2 = a_{ij}a_{ji}$ and $A_3 = a_{ij}a_{jk}a_{ki}$, respectively (Einstein's summation convention is used), where $a_{ij} = (\tau_{ij} - 2/3k\delta_{ij})/k$. In the search for more universality, or more practical use, many variants have been introduced.

5.1.2. Additional term to improve detached flows

Another important correction to single out was needed in detached flows in which the length scale predicted from the model was overestimated, implying discrepancies in associated heat transfer calculations. Some noteworthy modifications to the basic k - ϵ model were made for this purpose by introducing additional source terms in the dissipation rate ϵ -equation [37].

5.2. Other two-equation closures

The wall boundary conditions for the dissipation-rate ϵ corresponds to a constant value in the immediate vicinity of the wall in the case where the detailed sublayer is fully resolved. However, for coarse grid resolution, this procedure is no longer possible. A simple approach is then to consider an equilibrium hypothesis between the production and the dissipation-rate ($P \approx \epsilon$) when approaching the log law near the wall. These practical difficulties had led researchers to develop alternate models using other quantities. Usually, the transport equation for the turbulent energy k is considered in addition to a transport equation for a variable z defined in the general case by $z = k^m l^n$, the usual k - ϵ model is recovered for ($m = 3/2, n = -1$) but other combinations may be easier to solve numerically. The length scale itself ($m = 0, n = 1$) or combined as ($m = 1, n = 1$) has been proposed in the two-equation k - kl Rotta's model [38, 39] and later by Rodi and Spalding [40], or in the two-equation k - l model by Smith [41], or ($m = 1, n = -2$) in [42], a characteristic frequency ($m = 1/2, n = -1$) in the k - ω model with $\omega = \epsilon/(c_\mu k)$ by Wilcox [4, 34] used in many industrial flow predictions among others [4]. The series of models [35] proposed by Menter combines the advantages of k - ω and k - ϵ models, the SST model widely used in industries accounts in a simplified manner, for the influence of shear stress transport. Other turbulence models have been devised replacing the length scale in the turbulence equations by more complex quantities, such as for instance the one developed by Lin and Wolfshtein [43] using a tensorial volume of turbulence.

5.3. Non-linear k - ϵ models

Non-linear k - ϵ models introduce additional terms in the constitutive relation of the Reynolds stresses in which the gradient term with the eddy viscosity coefficient becomes the first term of an extended development. These models were mainly developed for rotating and corner flows and can be derived from the general formulation as

$$\begin{aligned} \tau_{ij} = & \frac{2}{k}\delta_{ij} - 2c_\mu \frac{k^2}{\epsilon} S_{ij} + a_1 \frac{k^3}{\epsilon^2} \left(S_{ik}S_{kj} - \frac{1}{3}S_{mn}S_{mn} \right) \\ & + a_2 \frac{k^3}{\epsilon^2} (S_{ik}\Omega_{kj} + S_{jk}\Omega_{ki}) + a_3 \frac{k^3}{\epsilon^2} \left(\Omega_{ik}\Omega_{kj} - \frac{1}{3}\Omega_{mn}\Omega_{mn} \right), \end{aligned} \quad (10)$$

where Ω_{ij} denotes the vorticity tensor and a_i are coefficients, eventually of functions of other invariants. In its most elaborate form developed in the Manchester group [44], the model,

now free from the pure gradient hypothesis, allows to consider more complex geometries including, for instance, the effect of streamline curvature. This class of models, also studied in [45], in the form $k-l$ or $k-\epsilon$, is valuable to predict secondary flows in non-circular ducts.

5.4. Wall treatment

Special wall treatments were necessary to reduce the number of discretization grid points at the time of low capacity computers. The original wall functions treatment detailed in [27] is based on the hypothesis of constant flux with log-law of the wall. More elaborate treatments have been introduced subsequently, in particular Craft *et al.* [46] used an analytical method based on integration of simplified mean flow and energy equations in the control volumes adjacent to the wall, more general flows can thus be tackled and extended to roughness and heat transfer [47]. Low Reynolds number $k-\epsilon$ models, like for instance [48], allow accounting for the influence of molecular viscosity and in particular to describe the details of the near-wall region including the viscous sublayer and the buffer layer joining the logarithmic zone. Useful comparisons of performances of various two-equation models are given in [49] and an up-to-date review of EVM is given by Hanjalic and Launder [50].

6. Advanced RANS modeling

Several weaknesses appeared in two-equation modeling and in particular in axisymmetric flows, in wake flows, in adverse pressure gradient boundary layers, separated flows, complex geometries, rotating flows, and others, when the physics of energy transfer between the different components of the velocity plays a crucial role in the determination of the flow. It soon appeared that a full account of the effect of these complexities required a more advanced description of the turbulence field. In particular the development of SMC that considers the transport equations of the Reynolds stresses and their dissipation rate by solving the statistical equations of all the components of the Reynolds stress tensor allowed gaining more generality. An overview of the numerous advanced closure methods can be gained through several references [2,3,51–58]. The basis of development of these models makes extensive use of tensor calculus, anisotropy developments such as the Lumley's invariant modeling [59, 60] together with fundamental phenomenology of turbulence. Two major families of models have been developed, Reynolds stress models (RSM) using a set of evolution equations and algebraic stress models (ASM) also called explicit algebraic Reynolds stress models (EARSM) that use an algebraic set of equations for the stress components coupled with a two-equation transport model like a $k-\epsilon$ -type model, free of the eddy viscosity hypothesis that is a simplification of RSM. However, despite its high degree of sophistication, SMC did not always guarantee systematic improvements over high-end RANS models and numerical difficulties were sometimes involved in the cases where the numerical procedure was not appropriate. What is gained in universality is sometimes lost in precision for a specific application. An important aspect in modeling turbulent stresses is the realizability constraints ensuring that the modeled stresses are indeed moments of a probability law. There are two main lines of study, the invariant theory approach [61] and the stochastic analysis based on Langevin equations [62].

6.1. Reynolds stress models (RSM)

These models are known as second moment transport modeling closures, sometimes called Differential stress models (DSM). Main physical hypotheses needed to close the model are related

to the pressure–strain correlations, diffusion terms and the dissipation of the stress components. The modeled transport equation of the turbulent stress τ_{ij} can be written in a synthetic compact form as

$$\frac{\partial \tau_{ij}}{\partial t} + \frac{\partial}{\partial x_k} (\langle u_k \rangle \tau_{ij}) = P_{ij} + \Pi_{ij} + J_{ij} - \epsilon_{ij}, \quad (11)$$

where in this equation, the different terms P_{ij} , Π_{ij} , J_{ij} , ϵ_{ij} appearing in the right-hand side are the production, redistribution, diffusion and dissipation rate, respectively. In this equation, the redistribution term corresponds to the fluctuating pressure–strain correlation and plays a major role in the correct prediction of the flow anisotropy. This term is decomposed into a slow and a rapid contribution that characterize the return to isotropy. The first ideas in this respect were proposed by the Los Alamos group in New Mexico [33, 63]. Hanjalic and Launder [64] as well as Launder *et al.* [65] proposed the well-known set of hypotheses that is considered as the pioneering works in the formulation of the RSM models. Even to this day, their respective work serves as a reference prototype for subsequent developments. The fundamentals of the methodology can be found in Launder’s synthetic overview [51]. Indeed, many proposals can be found in the literature, but broadly speaking, most of these models keep the same basic terms as in [64, 65] and simply extend the developments by using higher-order approximations. The pressure–strain correlation modeling is a determinant for a successful closure, it includes three contributions: a linear one (rapid term), a non-linear one (slow term) and a wall reflection term (with rapid and slow term counterparts). The emergence of some large computer centers in the 1970s allowed handling the numerical solution of turbulent flows using second-order closures, for instance on the well-known CDC7600 computer (10 up to 36 max Mflops and 512 K 60-bit words). More advanced closures have subsequently been developed, including some refined features. Low Reynolds number versions of RSM models have been developed and [66] can be considered as a prototype. The use of low Reynolds number correction functions were often useful for approaching walls [67, 68]. More advanced forms of low Reynolds number models are more complex, see for instance [69]. Besides, quadratic terms were first introduced in modeling the pressure–strain correlation [70–72]. A thorough analysis based on invariant theory is developed in [73]. Then, cubic terms give rise to the two-component limit (TCL) model [56] which is compatible with the tendency of turbulence to become 2D near a wall. The no wall-reflection redistribution topographical terms allow discarding explicitly the wall distance in the approximations using non-topographic wall detectors [74–77]. Extensive applications using these models can be found in [78]. In practice, the numerical solution of the stress tensor equations brings in a new difficulty because, in the absence of eddy viscosity, the momentum equation loses its diffusive dominant form and becomes stiff. The problem can be solved by numerical stabilization practices such as a fourth shifted grid for shear stress discretization and introducing apparent viscosities in the discretized equations [79, 80]. This procedure can be extended to non-shifted grids [81]. In order to illustrate the capabilities of these type of methods, Figure 1 shows some application results of different closures made in the Leschziner Imperial College group to the supersonic fin plate junction using the RANS-SST and the RANS-MCL (modified component limit) which is a modification for compressible flow [82] of the TCL closure employing a cubic pressure–strain model and entirely topology free. As a result of interest, these results show that only the second-order closure is able to reproduce multiple separation/reattachments ahead of the fin. Figure 2 applies successfully the same MCL closure to the complex flow around a 3D afterbody with issuing square jet which shows the advantages of the MCL closure over simpler models as discussed in [83]. More generally, second-order closures are beneficial for dealing with complexities due to geometry or interaction with other phenomena. Applications are numerous and widely represented in the scientific literature. Among them, some specific examples can be found in several references [68, 84–91].

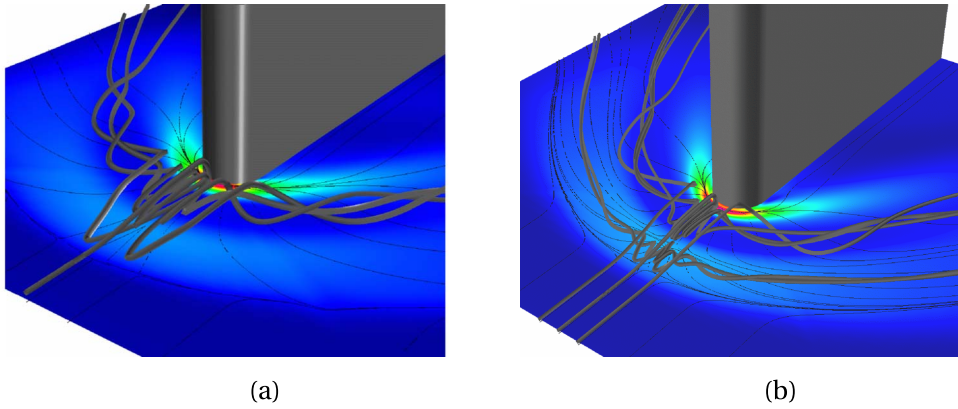


Figure 1. Supersonic fin-plate-junction flow: flow structure in shock-affected region ahead of fin (a) RANS-SST model; (b) RANS-MCL model. (Courtesy of Batten *et al.* [82].)

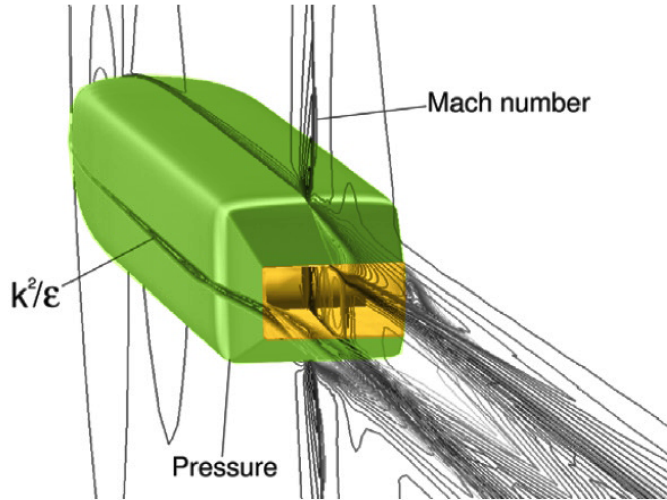


Figure 2. RANS-RSM solution of the flow around a 3D afterbody with square jet using the MCL closure. (Courtesy of Leschziner *et al.* [83].)

6.2. Algebraic stress models (ASM)

First introduced intuitively by Rodi [92] and subsequently developed by Gatski and Speziale [93], Durbin and Petterson-Reif [94], these ASM models rely on two-equation models. They were initially developed with the aim to reduce computational costs in comparison with the one required by RSM models that need to solve seven coupled equations. In its simplest form, the ASM can be deduced from stress transport equations using the so-called Rodi hypothesis [92, 95] originally written as

$$\left(\frac{d\tau_{ij}}{dt} - J_{ij} \right) \approx \frac{\tau_{ij}}{k} \left(\frac{dk}{dt} - J_k \right) \quad (12)$$

approximately equivalent in homogeneous turbulence to assuming that the flow anisotropy remains constant along the streamline $da_{ij}/dt = 0$. Using (8) and (11), the ASM model then consequently reads

$$P_{ij} + \Pi_{ij} - \epsilon_{ij} = \frac{\tau_{ij}}{k} (P - \epsilon). \quad (13)$$

But despite the simplification of ASM in regards with RSM, it has been found in practice that some problems in the numerical solution of the equations were still acute and even worsen in some particular cases. In the framework of invariant modeling, it is worth noting the use of Rodi's hypothesis by Pope [96] to derive a non-linear viscosity model. The ASM model of Wallin and Johansson [97] is developed in k - ω form including near-wall treatment ensuring realizability of the stress components and particularly dedicated to compressible boundary layers.

6.3. Renormalization group theory

Turbulence models were also developed in the framework of the renormalization group (RNG) theory by Yakhot [98] with scale expansions for the Reynolds stress and the source of dissipation terms as a complementary tool in turbulence modeling [99]. These methods allowed suggesting new additional terms in existing models and also to give analytical expressions for the coefficients. The k - ϵ -RNG model is a well-known example.

6.4. Compressible turbulent flows modeling

Several averaging procedures exist [100, 101], but there are mainly two approaches, the density-weighted Favre-averaged equations [102] and Reynolds-averaged equations. In strongly compressible flows extra terms are to be included in the model equations [100, 103, 104]. However, in some cases, when density fluctuations are weak and can be neglected, modeling is greatly simplified. An important change, with respect to CFD, is the type of numerical methods to be used due to the fact that pressure acquires a thermodynamic meaning and is closely tied with the energy equation. In this case, the continuity equation is solved for density and pressure is obtained from an equation of state, but this is not specific to turbulent flows.

6.5. Scalar transport modeling

Associated turbulent heat and/or mass transfer are treated using the same principles. In addition to the turbulent scalar fluxes, the scalar variance and its dissipation rate can be modeled separately in the case of passive scalars θ . In its basic form [51, 70, 105], the model equations to solve closely resemble their dynamic counterpart. More advanced closures [106, 107] have also been developed subsequently. The generalized gradient diffusion hypothesis (GGDH) first introduced by Daly and Harlow [33] is often applied in a first approximation to compute the heat flux $\tau_{i\theta} = \langle u_i \theta \rangle - \langle u_i \rangle \langle \theta \rangle$

$$\tau_{i\theta} = -c_{\tau_\theta} (\tau_{im}) \frac{k}{\epsilon} \frac{\partial \langle \theta \rangle}{\partial x_m}, \quad (14)$$

where c_{τ_θ} is a numerical coefficient. DNS still remains an useful tool to validate turbulence models in this field [108, 109]. The extension to the case of active scalar transport is also a practical field for many applications, a typical example being the modeling of turbulence subjected to buoyancy [110]. When dealing with turbulent fluxes of a transported scalar, realizability constraints have also to be considered, like in dynamical problems. For instance the Langevin equation approach [111] may give straightforward results.

6.6. Elliptic relaxation models

The concept of elliptic relaxation was proposed by Durbin [112] to model non-homogeneous turbulence by means of an additional elliptic equation that is coupled with the k - ϵ model. This method was then extended to RSM models with the modeling of the pressure-strain correlation term [113]. Complex geometries can be cleanly treated at the price of higher computational effort. A simplified approach consisting of the elliptic-blending second-order closure has been then developed to alleviate the computational requirements [114, 115]. This method entails the solution of a single one-elliptic equation for a blending function which controls transition between near-wall and far-from-the-wall pressure strain model (see [58]).

6.7. Multiple scale models

The fact that usual RANS closures are devised as single-scale closures is justified by the Kolmogorov theory of universal cascade determined by the dissipation-rate ϵ only. Departures from this hypothesis are however expected when the turbulence is out of equilibrium. A first attempt to distinguish fine dissipative scales from energetic scales was proposed by Schiestel [116] and later developed in [117] and [118]. The analytic work made in [118, 119] explains the link with spectral closures. The final equations are then obtained by partial integration of the spectral spectrum with $m = 1$, n slices ($n = 2$ or 3 in practice) in the wave number ranges $[\kappa_{m-1}, \kappa_m]$ and have the same overall structure as standard models. For instance, the transport equation for the partial turbulent stress $\tau_{ij}^{(m)}$ reads [119]

$$\frac{\partial \tau_{ij}^{(m)}}{\partial t} + \frac{\partial}{\partial x_k} (\langle u_k \rangle \tau_{ij}^{(m)}) = P_{ij}^{(m)} + F_{ij}^{(m-1)} - F_{ij}^{(m)} + \Pi_{ij}^{(m)} + J_{ij}^{(m)} - \epsilon_{ij}^{(m)}, \quad (15)$$

where in this equation, the different terms $P_{ij}^{(m)}$, $F_{ij}^{(m-1)}$, $\Pi_{ij}^{(m)}$, Π_{ij} , $J_{ij}^{(m)}$, $\epsilon_{ij}^{(m)}$ appearing on the right-hand side are the production, in and out transfer fluxes, redistribution, diffusion and dissipation rate, respectively. This equation can be solved in conjunction with transport equations for the transfer fluxes $F^{(m)}$, using the same numerical procedures as for usual statistical models. From the present section to subsequent sections including statistical multiple scale models, statistical spectral models, LES and hybrid subfilter models, an account of the differing eddy scales is possible as opposed to single-scale closures, and these approaches can be viewed as various multiscale and multiresolution methods [120].

6.8. What about URANS?

According to the acronym, URANS are unsteady solutions of RANS models, thus they produce time varying statistical fields. Interesting results can be obtained in flows such as separated layers, wakes, rotating flows, free convection [121] in which some periodic behaviour may happen. But, in some cases the unsteadiness is irregular and non-periodic, looking like a macro-simulation of turbulent large eddies, in this case, although the resulting calculation looks physically realistic, it is an unsuited application of URANS in contradiction to its appellation. It can be viewed as a large-scale eddy simulation without any reference to the grid, and thus the physical interpretation becomes difficult. For instance, true URANS allowed simulating self-sustained oscillations of a turbulent plane jet issuing into a rectangular cavity [122] as well as the vortex shedding in solid rocket motors [123]. The conceptual problem in URANS is that the separation of scales is not always clearly possible. For instance vortex shedding in pure URANS may break down into true turbulence (LES).

7. Spectral turbulence models

In conjunction with the development of turbulence models in the physical space for users involved in engineering or industrial applications, spectral turbulence models have also been devised to study turbulent flows in the laboratory from a fundamental point of view with emphasis on the physical aspects of turbulence. All the methods of closure considered so far were dealing with one-point statistics (except multiscale models, sometimes referred to as 1.5-point closures). Two-point closures have been developed in a more theoretical framework mainly in Fourier space giving rise to spectral modeling. Due to the increased complexities, most of these models are originally limited to homogeneous and isotropic turbulence [12], though these limitations have been removed now. These spectral theories initially developed by Jeandel *et al.* [13] may be used to deduce simpler one-point closures from spectral integration and spherical averaging showing a hierarchy in levels of description. Extension to anisotropic turbulence was considered in particular by Cambon *et al.* [124].

7.1. Early spectral theories

These theories limited to homogeneous isotropic turbulence have been introduced long ago in order to approximate the spectral flux due to the inertial cascade and thus calculate the mean energy spectrum compatible with the Kolmogorov spectrum in equilibrium flows. These models are fully described in [125, 126] and rely on the equation of the two-point correlation tensor $\phi_{ij} = \langle \widehat{u}'_i(\mathbf{x}, \kappa) \widehat{u}'_j(\mathbf{x}, \kappa') \rangle \delta(\kappa + \kappa')$, where \widehat{u}'_i denotes the Fourier transform of the fluctuating velocity u'_i .

7.2. The EDQNM model

Among these spectral models, one of the most popular is the eddy damped quasi-normal Markovianized (EDQNM) model [127] which focusses on the non-linear inertial terms of closure. Extension to non-homogeneous turbulence has been also considered [128]. This approach embodies many important properties of the inertial cascade interactions that justifies its interest in fundamental laboratory studies. But its analytical complexities prevent more extended practical applications.

7.3. Models with hidden parameters

Stimulated by the peculiar properties of rotating turbulence, two-point closures were further studied and developed by introducing two anisotropy tensors for the polarization anisotropy and for the directional anisotropy in wave vector space [129–131] in order to figure out the complex tensorial properties of the fluctuating turbulent field. A similar concept was also developed in physical space [132]. Then, integrated in Fourier space to get a one-point closure, these models known as structure-based models, introduce hidden parameters linked to the two types of anisotropies mentioned earlier.

8. Later computer developments: direct and large eddy simulations

In this section we leave the purely statistical approach considered previously to perform numerical simulation of a realization of the fluctuating turbulent flow either completely (DNS) or partially (LES).

8.1. Computational resources in fine grid simulations

Fine grid numerical simulations of turbulence require high computational resources. They can be a priori estimated in the following way. For a DNS, the calculation must solve the smallest flow eddies down to the Kolmogorov scale η_K . But also the dimensions of the computational domain must be large enough to comprise the largest turbulence scales. Taking into account these constraints, in the case of homogeneous turbulence in a box domain, the necessary number of grid points is found to be $N_1 N_2 N_3 = 64 R_t^{9/4}$, where R_t is the turbulence Reynolds number (usually of order $Re/10$), the computational time being proportional to $T \propto R_t^{11/4}$. In the case of LES, the number of necessary grid points is obviously reduced in the ratio $(\eta_K/\Delta)^3$ where Δ is the grid step. When considering real shear flows like boundary layers these estimates need to be revised [133, 134]. These requirements can be checked against the evolution of computer power [10]. From a practical point of view, the numerical methods suited for such calculation are somehow different from the ones used in RANS modeling. RANS modeling with complex transport equations and stiff source terms achieve stability with relatively low-order numerical schemes. On the contrary, for fine grid simulations using either the pure Navier–Stokes equations (DNS) or viscosity hypothesis (LES), the use of higher-order methods is necessary in order to get precision, avoid numerical viscosity and dissipation.

8.2. Developments in LES

The very first LES calculation goes back to the 1970s with the pioneering works of Orszag and Patterson [135] for homogeneous flows and Deardorff [136] for channel flow followed by the work of Moin *et al.* [137] as a first milestone in LES development. Since that time, substantial progress has been made by several groups summarised in [138, 139]. Some thoughts about the conceptual foundations in LES are discussed in [140].

8.2.1. The original Smagorinsky model and the dynamic Smagorinsky model

The aim of LES is to spare computer resources while simulating the non-universal large scales as much as possible in order that only the most universal smaller scales corresponding to the end of the energy spectrum are modeled. Physically, this means that the cutoff wave number κ_c is placed in the region of the Kolmogorov law given by $E(\kappa) = C_\kappa e^{2/3} \kappa^{-5/3}$ where C_κ stands for the Kolmogorov constant. So, simpler models are usually sufficient for a good account of subfilter turbulence. The first to be considered and largely used is the well-known Smagorinsky model [141, 142] which looks like the mixing length hypothesis but the length scale being given by the grid step. The SGS turbulent stress tensor is then computed using the Boussinesq hypothesis as

$$(\tau_{ij})_{\text{sgs}} = -2\nu_{\text{sgs}}\bar{S}_{ij}, \quad (16)$$

where the modeling of the subgrid turbulent eddy viscosity inspired from the mixing length hypothesis reads

$$\nu_{\text{sgs}} = (C_s \Delta)^2 \sqrt{2\bar{S}_{ij}\bar{S}_{ij}}. \quad (17)$$

In (17), C_s is the Smagorinsky coefficient that takes on a constant value [141] in the standard Smagorinsky model. Germano *et al.* [143] developed the dynamic Smagorinsky version of the model where the coefficient C_s is evaluated locally and dynamically in time and space by introducing a superfilter used to estimate the Smagorinsky “constant” directly from the simulated flow, allowing a far better universality. This approach was improved by Lilly [144] and often used for highly resolved LES, like for instance in [145].

8.2.2. *The structure-function models*

The “structure-function” models introduced by Lesieur’s team find their basic foundation in the spectral space [6, 139]. These models indeed extend in physical space the model of spectral viscosity [146] in Fourier space by the same research group. They have been developed in several variants [6] with mainly the “selective structure function” model in which the viscosity is reduced in near 2D turbulence and the “filtered structure function” model in which the large scales are filtered out before computing viscosity to overcome the too dissipative behaviour of the pure structure function model. This model was applied to simulate a large variety of flows [6] such as for instance rotating channel flows [147] and mixing layers [148].

8.2.3. *The Bardina model*

The scale-similarity Bardina model [149] bases its formalism using twice filtering on the idea that local interactions near the cutoff are dominant. In practice, the model proved to be not very dissipative and it is mainly useful in combination with the Smagorinsky model. Indeed, while viscosity-based models were efficient to account for the energetic dissipative effects in scales interactions, the structural aspects of subfilter turbulence is better represented by scale-similarity models.

8.2.4. *Subfilter-scale transport models*

Looking for more advanced turbulence description, more complex LES models have been developed using transport equations. Yoshizawa and Horiuti [150] proposed a subfilter model using a transport equation for the SGS turbulent energy k_{sgs} where the length scale of turbulence is given by the grid step size Δ . In fact, Deardorff’s work [151] involved with geophysical flows, had the merit of considering early the transport equation of the SGS stress tensor $(\tau_{ij})_{\text{sgs}}$ in its full formulation, still with the use of Δ . These approaches however implicitly assume approximate spectral equilibrium between the production and dissipation rate because ϵ is only deduced from Δ , and has thus opened new routes in LES subgrid-scale modeling. All these types of models have their advantages and drawbacks that can be explained on the basis of their statistical properties [152].

8.3. *The role of DNS*

DNS has long been considered as a tool for analyzing detailed laboratory turbulent flows as a substitute to expensive experiments. In this sense, it contributes to fundamental knowledge of turbulent flows. Its use in practical real life situations such as engineering and environment is more difficult, considering the additional geometric and physical complexities often present and not always necessary with respect to the answers that are sought. DNS development began with the pioneering works of the Stanford team [153, 154] with the investigation of the fully developed turbulent channel flow. The statistics of the turbulent energy, dissipation rate and correlations of the fluctuating velocities were worked out to determine the flow characteristics. DNS data are often used for the validation of turbulence models to this day. This research field is growing fast despite the difficulties and limitations imposed by the need for increased power of the super-computers as well as the development of computational techniques including vectorisation and parallelisation. But even with modern super-computers, the applicability of DNS still remains limited to flows with relatively low or moderate Reynolds numbers [155–157]. Besides investigating the detailed turbulence field in fundamental laboratory turbulent flows, another important application of DNS is in providing reference tests and benchmarks for evaluating simpler models. In many cases, DNS can be viewed as a complement or a substitute

to experimental investigations, the hot wire being replaced by the discretization point. DNS are now a tool in turbulence research allowing to devise novel numerical experiments [134] that are not possible in the real laboratory.

9. Developments in hybrid RANS/LES simulations

At the end of the 20th century, the concept of hybrid RANS/LES began to take shape. A detailed up-to-date review of hybrid models can be found in [9–11] and examples for flow applications in practice in [158, 159].

9.1. *Two types of models: hybrid zonal and non-zonal models*

Zonal methods split the computational domain into several subdomains in which different models are applied with the hard problem of control of boundaries. The question that is raised is then to match the different flow regions by means of artificial turbulent fluctuations [160]. Non-zonal methods may embody an automatic RANS-LES switch parameter or use a progressive change in the model so that seamless coupling is achieved. An attempt to unify these respective formalisms which encompass RANS and LES can be found in [161]. The important issue of non-commutation errors mentioned above and coming from variable filtering in simulations may be aggravated in hybrid models specially at the internal boundaries in zonal approaches. This problem has been analyzed by Hamba [162] on the basis of DNS comparisons showing that these non-commutation errors increase near the interface. Another aspect of this problem is the log-law mismatch in near-wall flows for which Hamba [163] justifies additional filtering from approximation of commutation terms.

9.2. *Early hybrid modeling*

An early contribution to hybrid models is the VLES proposed by Speziale [164], which combines RANS and DNS by damping the turbulent stresses in regions where the grid step is finer so that the calculation runs between RANS and DNS depending on the grid spacing. In VLES the unresolved scales region embodies the energy containing eddies and unsteady closures are necessary.

9.3. *The detached eddy simulation (DES)*

One of the most popular hybrid models, widely applied in practical flow calculation and especially in aeronautics, is the detached eddy simulation (DES) developed by Spalart [53, 165], Spalart *et al.* [166]. This approach makes use of the Spalart–Allmaras RANS model using one-equation transport of turbulent viscosity in the wall region in which the turbulence length scale is given by the wall distance d_w and is replaced by the grid step far from the wall

$$\tilde{d} = \min(d_w, C_{DES}\Delta), \quad (18)$$

where $\Delta = \max(\Delta_1, \Delta_2, \Delta_3)$ and C_{DES} is a constant coefficient. Since the same model is used in both zones, their junction is continuous and hence the pure DES approach is no longer zonal. This method has been extended to two-equation models using the SST k - ω model of Menter [35] with some adaptations introduced in the sink term of the transport equation for the subgrid turbulence energy. Another extension named delayed detached eddy simulation (DDES) [167] uses a parameter to delay the LES function in boundary layers, including the molecular and turbulent viscosity information into the switching mechanism. Then, the improved delayed

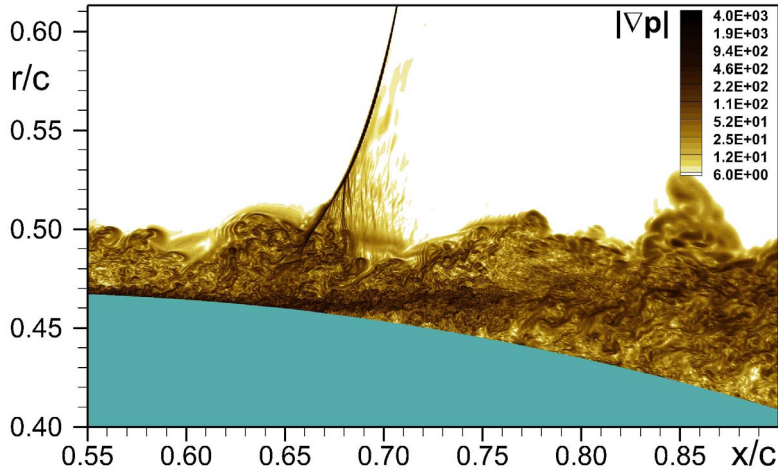


Figure 3. Zonal RANS-DNS-IDDES of the transonic flow over axisymmetric bump (Bachalo–Johnson experiment) on grid of 8.7 billion cells: instantaneous contours of $|\nabla p|$ in a meridional plane in the shock vicinity. (Courtesy of Spalart *et al.* [168].)

detached eddy simulation (IDDES) brings improved wall-modeling capabilities with also an SST-IDDES variant. For purposes of illustration, Figure 3 shows an interesting application of the transonic flow over an axisymmetric bump with shock-induced separation described in [168]. In order to get the precise description of the shock region a three zone RANS-DNS-IDDES calculation has been performed using DNS in the shock region, RANS upstream and IDDES downstream. Figure 4 displays an instantaneous view of the fine turbulent eddies in the shock vicinity.

9.4. The partially integrated transport modeling (PITM)

Inspired from the multiple scale concept developed in spectral space, the partially integrated transport modeling (PITM) method developed by Schiestel and Dejoan [169] for the subfilter-scale $k_{\text{sfs}}-\epsilon$ model and by Chaouat and Schiestel [16, 170–172] for the $(\tau_{ij})_{\text{sfs}}-\epsilon$ model can be applied to almost any existing RANS model using the dissipation-rate transport equation. The present modeling approach of the PITM method finds its basic foundations in the spectral space by considering the transport equation of the the two-point fluctuating velocity correlations in the physical space [161, 173]. This method was initially formulated in the case of anisotropic homogeneous flows and then extended to non-homogeneous flow considering the concept of the tangent homogeneous space [17, 161]. Using the variational calculus, it has been demonstrated that the properties of the model established in homogeneous turbulence can be extended mutatis mutandis to the case of non-homogeneous turbulence [174]. Taking its Fourier transform and averaging over spherical shells, the resulting spectral equation reads [119, 161]

$$\frac{\partial \varphi_{ij}(\mathbf{X}, \kappa)}{\partial t} + \frac{\partial}{\partial x_k} (\tilde{u}_k \varphi_{ij}(\mathbf{X}, \kappa)) = \mathcal{P}_{ij}(\mathbf{X}, \kappa) + \mathcal{T}_{ij}(\mathbf{X}, \kappa) + \psi_{ij}(\mathbf{X}, \kappa) + \mathcal{J}_{ij}(\mathbf{X}, \kappa) - \mathcal{E}_{ij}(\mathbf{X}, \kappa), \quad (19)$$

where the different terms appearing in the right-hand side of this equation are respectively the production, transfer, redistribution, diffusion and dissipation contributions, acting in the spectral space associated with the scalar wave number κ (modulus of the wave vector). Spectral splitting with partial integration over $[\kappa_c, \infty[$ gives rise to the equation for subfilter-scale stresses

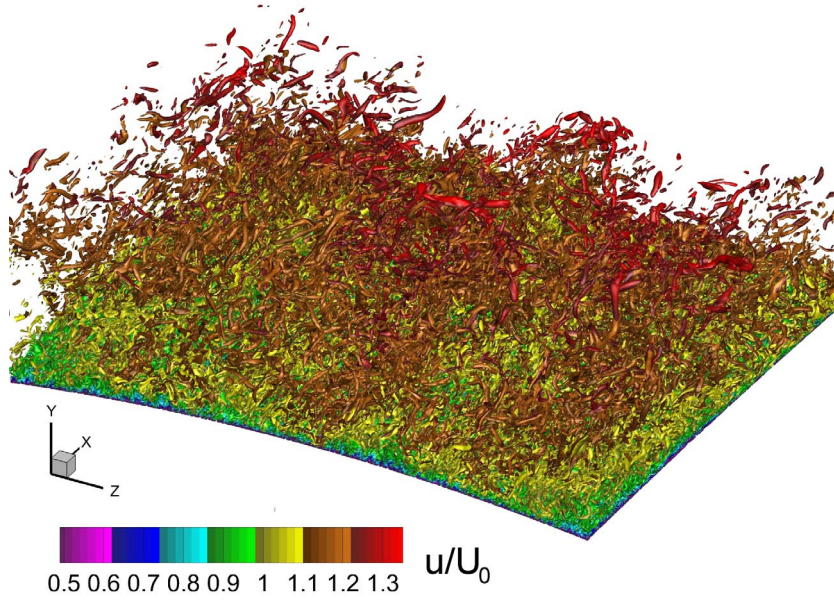


Figure 4. Zonal RANS-DNS-IDDES of the transonic flow over axisymmetric bump (Bachalo–Johnson experiment) on grid of 8.7 billion cells: instantaneous eddies in the shock vicinity. (Courtesy of Spalart *et al.* [168].)

in the physical space after some algebra. The dissipation-rate transport equation derived using the multiscale technique [119, 169] looks like (9)

$$\frac{\partial \epsilon}{\partial t} + \frac{\partial}{\partial x_j} (\bar{u}_j \epsilon) = c_{\epsilon_{1\text{sfs}}} \frac{\epsilon}{k_{\text{sfs}}} P_{\text{sfs}} - c_{\epsilon_{2\text{sfs}}} \frac{\epsilon^2}{k_{\text{sfs}}} + J_{\epsilon_{\text{sfs}}}, \quad (20)$$

but the $c_{\epsilon_{2\text{sfs}}}$ coefficient is variable and acts as a dynamical parameter to control the relative amount of subfilter energy. More precisely, this coefficient is now a function of the grid-step size of the mesh Δ ratio to the turbulence length-scale $l = k^{3/2}/\epsilon$, so that $c_{\epsilon_{2\text{sfs}}} = c_{\epsilon_{2\text{sfs}}}(\eta_c)$, where $\eta_c = \kappa_c l = \pi l/\Delta$ [170–172]. From a physical point of view, the dissipation rate interpreted here as a flux of energy that is transferred from the large scale to the small scale remains the same as the one returned by (9) because it is independent of the cutoff-wave number $\partial \epsilon / \partial \kappa_c = 0$ in the equilibrium range.

9.4.1. Two-equation subfilter model

The two-equation subfilter method embodies a subfilter-scale EVM that has been first developed for applications in standard turbulent flows and engineering flows with ease of calculation. It is simple to use in the framework of two-equation models and allows combining the advantages of both RANS and LES in a practical manner. This model has simulated fairly well, for instance, the turbulent pulsed channel flows [169, 175] and the mixing of turbulent flow streams involving differing scales [175].

9.4.2. Subfilter stress transport model

This subfilter-scale stress model is more advanced in terms of modeling than EVM because it relies on the transport equations for the subfilter stress $(\tau_{ij})_{\text{sfs}}$ and the dissipation-rate ϵ . The




Figure 5. Turbulent flow over periodic hills using PITM model. Vortical activity illustrated by the Q-isosurfaces at $Re = 37,000$ [178].

transport equation for $(\tau_{ij})_{\text{sfs}}$ reads

$$\frac{\partial(\tau_{ij})_{\text{sfs}}}{\partial t} + \frac{\partial}{\partial x_k}(\bar{u}_k(\tau_{ij})_{\text{sfs}}) = (P_{ij})_{\text{sfs}} + (\Pi_{ij})_{\text{sfs}} + (J_{ij})_{\text{sfs}} - \epsilon_{ij}, \quad (21)$$

where the terms appearing in the right-hand side of this equation are identified as the subfilter production, redistribution, diffusion and dissipation, respectively. The transport equation for the dissipation-rate ϵ is still given by (20) but the diffusion term assumes now a tensorial diffusivity hypothesis. The tensorial dissipation rate is approached by $\epsilon_{ij} = 2/3\epsilon\delta_{ij}$. This model allows describing more accurately the physical mechanisms of the turbulence processes. In particular, it encompasses the pressure–strain correlation term that redistributes the energy among the stress components and the anisotropy of the dissipation in stress components for reproducing the flow anisotropy [170–172]. This model was applied to a large variety of both internal and external flows with success, accompanied by a drastic reduction of the grid-points and computational time in comparison with standard LES models, thus showing promising perspectives. Various applications were tackled, such as flow in a plane channel with appreciable fluid injection through a permeable wall corresponding to the propellant burning in solid rocket motors [170], rotating channel flows encountered in turbomachinery [176], flow over periodic hills with separation and reattachment of the boundary layer at several Reynolds numbers as shown in Figure 5 [177, 178] corresponding to the experiment reference [179], airfoil flows [180], flow in small axisymmetric contraction [181]. The PITM method has been recently extended to the turbulent transfer of a passive scalar including transport of variance and its dissipation rate [182].

9.5. *The partially-averaged Navier–Stokes (PANS)*

The partially-averaged Navier–Stokes (PANS) model was introduced by Girimaji [183] and is based on the transport equations for the SGS turbulent energy k_{sgs} and its dissipation rate. The first applications can be found in [184]. In this method, contrarily to the PITM method, the ratio of subgrid modeled energy to the total energy $f_k = k_{\text{sgs}}/k$ is rather imposed at a constant arbitrary value. This hypothesis once inserted into the turbulence model, the resulting transport equations formally look almost similar to the PITM ones in spite of a totally different approach. Some applications handled by PANS have been summarized in the recent paper [185] such as

for instance, the turbulent flows past a square and circular cylinder [186], the flow around a rudimentary landing gear [187], swirling confined flows [188] as well as the flows over periodic hills [189].

9.6. The scale adaptive simulation (SAS)

The scale adaptive simulation (SAS) was derived by Menter *et al.* [190, 191] from the concept of the k - kl Rotta model. It adds another scale L_{vK} using the second derivative of the velocity field known as the Von Kármán length scale defined as

$$L_{vK} = K \left| \frac{U'}{U''} \right| \quad \text{with } U' = \sqrt{2\bar{S}_{ij}\bar{S}_{ij}} \quad \text{and} \quad U'' = \sqrt{\frac{\partial^2 \bar{u}_i}{\partial x_k^2} \frac{\partial^2 \bar{u}_i}{\partial x_j^2}} \quad (22)$$

to the traditional input of the velocity gradient tensor, K being the von Kármán constant. Contrarily to previous models, there is no explicit dependency on the grid spatial resolution [190, 191]. There are essentially two variants of the approach, the KSKL-SAS (K-square-root-kL-SAS) two equation model and the SST-SAS (shear-stress transport-SAS) model [190]. A typical example of application, among many others, given in [191] and shown in Figure 6 allows to predict the intensive mixing caused by the turbulence generated in the unstable regime in a combustion chamber. More recently, Menter *et al.* [192] demonstrated that the stress-blended eddy simulation (SBES) approach based on the blending of existing RANS and LES models using linearly-weighted stress components is optimal for applications with a mix of boundary layers and free shear flows. The case of the mixing layer displayed in Figure 7 shows how easily the SBES model develops fine-grained turbulence eddies that are impossible to obtain with more standard approaches.

10. Numerical methods for the simulation of turbulent flows

Different types of numerical methods in fluids have been applied for the modeling and simulation of turbulent flows that are essentially the finite volume method, the finite difference method, and the finite element method [193]. Finite volumes and finite differences are the most popular in practice while finite element methods using weight functions are more oriented towards mathematical properties of the numerical method. If the finite differences method is essentially used in conjunction with structured grids in Cartesian or curvilinear coordinates [194], the finite volume method is now more and more used with unstructured grids, as obviously is the finite element method. The numerical schemes differ from RANS to LES both in time and space. In RANS, low-order upwind schemes are often applied considering that the flow is often steady. Mean while in LES, high-order centered schemes are emphasised to accurately capture the unsteady regime of the flow and the insight into the evolving turbulent structures [195, 196]. Besides explicit high-order schemes in space, mention has to be made of the Hermitian and compact schemes [197] that allow precision from implicit additional relations. Among the advanced methods developed for the Navier–Stokes equations [196–204], various specific techniques have been adapted. In all methodologies including transport equations of the turbulent stresses, a special numerical treatment is necessary because of the mathematical complexity of solving these equations, which are strongly coupled leading to a lack of robustness of the numerical scheme, both in cases of structured meshes [205–207] and unstructured meshes [208, 209]. The use of spectral numerical methods (not to be confused with spectral closures) known for their high precision [199, 200] is useful for DNS in relatively simple geometries, but their extensions to more complex models and geometries is difficult. Spectral methods and spectral element methods are thus specialized for

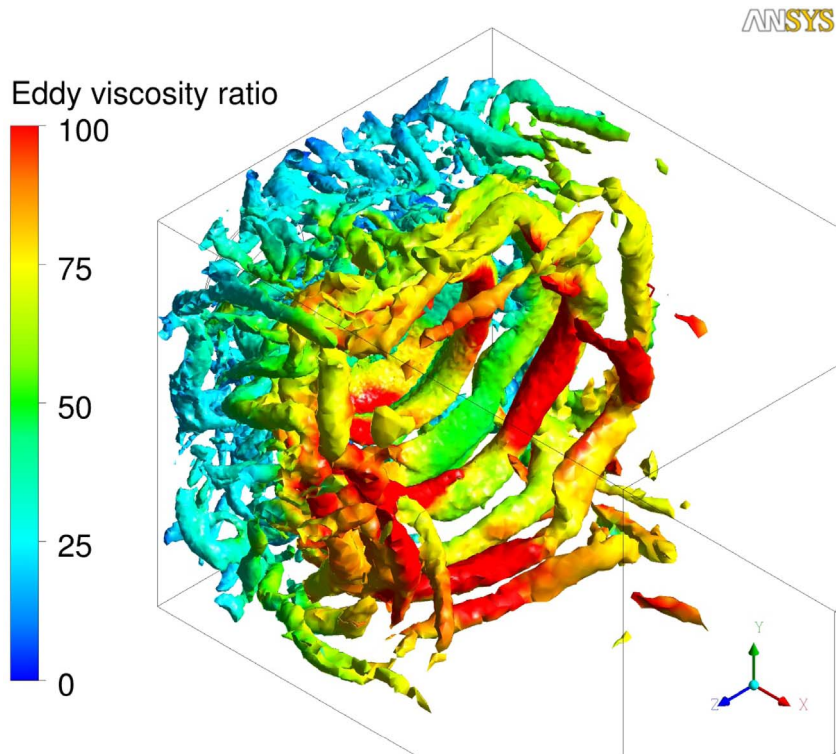


Figure 6. SAS solution for ITS combustion chamber, isosurface $\Omega^2 - S^2 = 10^7 \text{ s}^{-2}$ with reacting flow. (Courtesy of Egorov *et al.* [191].)

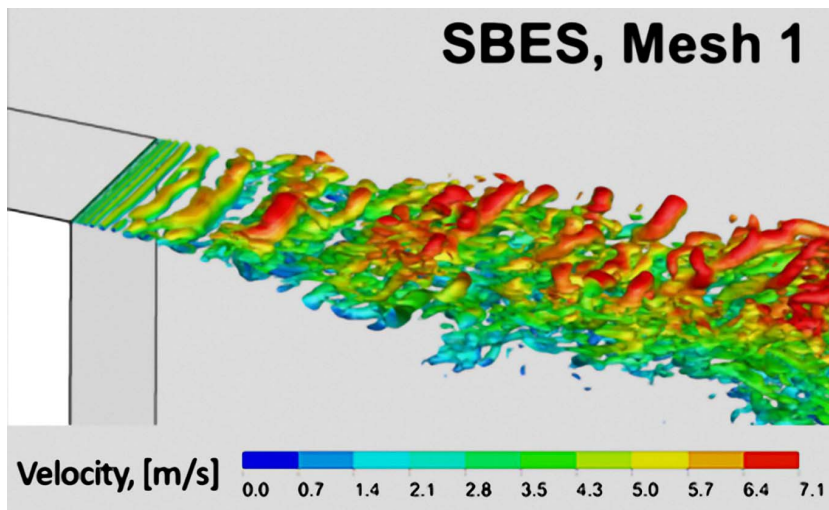


Figure 7. Isosurfaces of the Q-criterion using the SBES model with 2 million cells, $Q = 1/2(\Omega^2 - S^2)$ with Ω -vorticity and S-Strain rate. (Courtesy of Menter *et al.* [192].)

applications in LES and DNS flows in simple geometries. As regards time integration, various explicit and implicit time discretization schemes are used, multilevel methods may have advantages at the price of more complexity. Good precision of time advancement schemes is crucial in DNS and LES calculations for which small spurious errors may compromise the long duration simulation. Generally, it is advisable to avoid too dissipative schemes which smoothen out some frequencies and introduce errors. Intensive use of vectorization and parallelization programming allowed reducing the computational time required for the simulation. In particular, CFD codes are now often optimized with computational techniques such as the message passing interface (MPI).

11. Validation of turbulence models

In turbulent flow numerical predictions, the use of appropriate numerical methods is mandatory, but the inherent uncertainties of physical modeling (full statistics or subfilter statistics) has also to be considered and appreciated. In former RANS calculations, the experimental reference was the only reference to check the performance of a model, but as mentioned above, it is now complemented by DNS. The requirements for successful simulation are thus twofold. Practical examples are innumerable, benchmarks of well documented turbulent flows remain an invaluable reference. Isotropic homogeneous turbulence and the turbulent plane channel flow have been very standard test cases. Among many others, we may cite here the flow over periodic hills illustrated in Figure 5 studied in [179] and which led to extended testing of models [210]. On the pure numerical point of view LES-type methods can be evaluated on “a priori” tests using data from a previous DNS and “a posteriori” tests using the results of the LES calculation [211].

12. Concluding remarks and future prospects

The last 50 years of CFD turbulence development in the research area have seen a huge variety of turbulent closures and associated numerical techniques roughly evolving from less statistical to more simulational, following the constant increase in scientific computing power. LES has now arrived at maturity. But in spite of the huge development of this computing power, many engineering and environmental turbulent flows remain still out of scope of DNS full simulation and even fine LES. The older and simpler RANS methods remain useful tools and can still be recommended as the starting point (and sometimes also the finishing point) for engineering simulations [159]. Higher-level closures allow to account for superimposed phenomena and complex flows [3, 212] and even nowadays, RANS model developments are still needed. For this reason, a large array of methods with different levels of description is necessary. Indeed, the choice among the different methodologies available strongly depends on the physical problem considered and the type of answers which are expected. In particular the hybrid range of techniques, considering its flexibility, can encompass many practical situations [10, 11, 213, 214] and are a good alternative, with the accuracy of LES and the speed of RANS. Some problems like intermittency would need more investigation. Many of the problems discussed are encountered in aerospace industry in which CFD plays an increasingly crucial role [7] and in which various types of methods have their place for different uses [8, 58, 215, 216]. The question is also open whether modern data-driven techniques may be able to find optimal models in a user-defined sense [217, 218].

Conflicts of interest

The authors declare no competing financial interest.

Dedication

The manuscript was written through contributions of all authors. All authors have given approval to the final version of the manuscript.

Acknowledgements

The authors gratefully acknowledge the cited scientists for permitting us to present noteworthy figure illustrations of their work.

References

- [1] B. Geurts, *Elements of Direct and Large-Eddy Simulation*, R. T. Edwards Publ, 2004.
- [2] R. Schiestel, *Modeling and Simulation of Turbulent Flows*, ISTE, London, UK and John Wiley & Sons, Hoboken, NJ, USA, 2010.
- [3] K. Hanjalić, B. Launder, *Modelling Turbulence in Engineering and the Environment: Second-Moment Routes to Closure*, Cambridge University Press, Cambridge, UK, 2011.
- [4] D. C. Wilcox, *Turbulence Modeling for CFD*, DCW industries La Canada, California, 1998.
- [5] S. Pope, *Turbulent Flows*, Cambridge University Press, Cambridge, UK, 2000.
- [6] M. Lesieur, O. Métais, P. Comte, *Large-Eddy Simulations of Turbulence*, Cambridge University Press, Cambridge, UK, 2005.
- [7] P. Spalart, V. Venkatakrishnani, "On the role and challenges of CFD in the aerospace industry", *Aeronaut. J.* **120** (2016), no. 1223, p. 209-232.
- [8] P. Tucker, J. Tyacke, "Eddy resolving simulations in aerospace – Invited paper (Numerical Fluid, 2014)", *Appl. Math. Comput.* **272** (2016), no. 3, p. 582-592.
- [9] J. Fröhlich, D. Von Terzi, "Hybrid LES/RANS methods for the simulation of turbulent flows", *Prog. Aerosp. Sci.* **44** (2008), no. 5, p. 349-377.
- [10] B. Chaouat, "The state of the art of hybrid RANS/LES modeling for the simulation of turbulent flows", *Flow Turbul. Combust.* **99** (2017), no. 2, p. 279-327.
- [11] S. Heinz, "A review of hybrid RANS-LES methods for turbulent flows: Concepts and applications", *Prog. Aerosp. Sci.* **114** (2020), article no. 100597.
- [12] P. Sagaut, C. Cambon, *Homogeneous Turbulence Dynamics*, 2nd ed., Springer International Publishing, Cham, Switzerland, 2018.
- [13] D. Jeandel, J. F. Brison, J. Mathieu, "Modeling methods in physical and spectral space", *Phys. Fluids* **21** (1978), no. 2, p. 169-182.
- [14] M. Germano, "Turbulence. The filtering approach", *J. Fluid Mech.* **238** (1992), no. 1, p. 325-336.
- [15] M. Iovieno, D. Tordella, "Variable scale filtered Navier–Stokes equations: A new procedure to deal with the associated commutation error", *Phys. Fluids* **15** (2003), no. 7, p. 1926-1936.
- [16] B. Chaouat, R. Schiestel, "Partially integrated transport modeling method for turbulence simulation with variable filters", *Phys. Fluids* **25** (2013), p. 1-39.
- [17] B. Chaouat, "Commutation errors in PITM simulations", *Int. J. Heat Fluid Flow* **67** (2017), p. 138-154.
- [18] B. J. Geurts, D. D. Holm, "Commutator errors in large-eddy simulation", *J. Phys. A: Math. Gen.* **39** (2006), no. 9, p. 2213-2229.
- [19] G. I. Taylor, "Eddy motion in the atmosphere", *Phil. Trans. R. Soc. A* **215** (1915), p. 1-26.
- [20] L. Prandtl, "Bericht Über Untersuchungen zur ausgebildeten Turbulenz", *ZAMM* **5-2** (1925), p. 136-139.
- [21] G. I. Taylor, "The transport of vorticity and heat through fluids in turbulent motion", *Proc. R. Soc. A* **135-828** (1932), p. 685-702, Appendix by A. Fage and V. M. Falkner.
- [22] L. Prandtl, "Bemerkung zur Theories der freien Turbulenz", *ZAMM* **22-5** (1942), p. 241-243.
- [23] H. Reichardt, "Gesetzmässigkeiten der freien Turbulenz", *VDI-Forschungsh.* **414** (1951), p. 1-30.
- [24] G. N. Abramovich, *The Theory of Turbulent Jets*, MIT Press, Cambridge, 1963.
- [25] S. Kline, G. Sovran, M. Morkovin, D. Cockrell, "Proceedings: Computation of turbulent boundary layers", in *Methods, Predictions, Evaluation and Flow Structure*, 1968 AFOVR-IFP Stanford Conference, vol. 1, Stanford University Press, California, 1969.
- [26] E. R. Van Driest, "On turbulent flow near a wall", *J. Aeronaut. Sci.* **23** (1956), no. 11, p. 1007-1011.
- [27] S. V. Patankar, D. B. Spalding, *Heat and Mass Transfer in Boundary Layers, A General Calculation Procedure*, Intertex Books, London, UK, 1970.

- [28] L. Prandtl, "Über ein neues Formelsystem für die ausgebildete Turbulenz", *Nachr. Akad. Wiss. Göttingen Math-Phys.* **K1** (1945), p. 6-19.
- [29] P. Bradshaw, D. Ferriss, N. Atwell, "Calculation of boundary-layer development using the turbulent energy equation", *J. Fluid Mech.* **28** (1967), no. 3, p. 593-616.
- [30] A. D. Gosman, W. M. Pun, A. K. Runchal, D. B. Spalding, M. Wolfshtein, *Heat and Mass Transfer in Recirculating Flows*, Academic Press, London, 1969.
- [31] S. V. Patankar, *Numerical Heat Transfer and Fluid Flow*, Series in Computational Methods in Mechanics and Thermal Sciences, Hemisphere Pub. Corp. and Mc Graw Hill B.C., New York, 1980.
- [32] W. Jones, B. E. Launder, "The prediction of laminarization with a two-equation model of turbulence", *Int. J. Heat Mass Transfer* **15** (1972), no. 2, p. 301-314.
- [33] B. J. Daly, F. H. Harlow, "Transport equations in turbulence", *Phys. Fluids* **13** (1970), no. 11, p. 2634-2649.
- [34] D. Wilcox, "Reassessment of the scale-determining equation for advanced turbulence models", *AIAA J.* **26** (1988), no. 11, p. 1299-1310.
- [35] F. R. Menter, "Two-equation eddy-viscosity turbulence models for engineering applications", *AIAA J.* **32** (1994), no. 8, p. 1598-1605.
- [36] S. Pope, "An explanation of the turbulent round-jet/plane-jet anomaly", *AIAA J.* **16** (1978), no. 3, p. 279-281.
- [37] C. R. Yap, "Turbulent heat and momentum transfer in recirculating and impinging flows", PhD Thesis, UMIST, University of Manchester, UK, 1987, TFD/87/1.
- [38] J. C. Rotta, "Statistische Theorie nichthomogener Turbulenz I", *Z. Phys.* **129** (1951), no. 6, p. 547-572.
- [39] J. C. Rotta, "Statistische Theorie nichthomogener Turbulenz II", *Z. Phys.* **131** (1951), no. 1, p. 51-77.
- [40] W. Rodi, D. B. Spalding, "A two-parameter model of turbulence, and its application to free jets", *Wärme-Stoffübertrag.* **3** (1970), no. 2, p. 85-95.
- [41] B. Smith, "A near wall model for the $k-l$ two equation turbulence model", in *25th Fluid Dynamics Conference*, AIAA paper 94-2386, 1994, p. 2386.
- [42] D. B. Spalding, "A two-equation model of turbulence", *VDI-Forsch.-Heft* **549** (1972), p. 5-16.
- [43] A. Lin, M. F. Wolfshtein, "Tensorial volume of turbulence", *Phys. Fluids* **23** (1980), no. 3, p. 644-646.
- [44] T. Craft, B. Launder, K. Suga, "Development and application of a cubic eddy-viscosity model of turbulence", *Int. J. Heat Fluid Flow* **17** (1996), no. 2, p. 108-115.
- [45] C. G. Speziale, "On nonlinear $k-l$ and $k-\epsilon$ models of turbulence", *J. Fluid Mech.* **178** (1987), p. 459-475.
- [46] T. Craft, A. Gerasimov, H. Iacovides, B. Launder, "Progress in the generalization of wall-function treatments", *Int. J. Heat Fluid Flow* **23** (2002), no. 2, p. 148-160.
- [47] K. Suga, T. Craft, H. Iacovides, "An analytical wall-function for turbulent flows and heat transfer over rough walls", *Int. J. Heat Fluid Flow* **27** (2006), no. 5, p. 852-866.
- [48] B. E. Launder, B. I. Sharma, "Application of the energy-dissipation model of turbulence to the calculation of flow near a spinning disc", *Lett. Heat Mass Transfer* **1** (1974), no. 2, p. 131-137.
- [49] V. C. Patel, W. Rodi, G. Scheuerer, "Turbulence models for near-wall and low Reynolds number flows—a review", *AIAA J.* **23** (1985), no. 9, p. 1308-1319.
- [50] K. Hanjalić, B. E. Launder, "Eddy-viscosity transport modelling: A historical review", in *50 Years of CFD in Engineering Sciences: A Commemorative Volume in Memory of D. Brian Spalding* (A. Runchal, ed.), Springer, Singapore, SG, 2020, p. 295-316.
- [51] B. E. Launder, "Second moment closures: Methodology and practice", in *Turbulence Models and their Applications—Vol 2: B. E. Launder, W. C. Reynolds, W. Rodi, J. Mathieu and D. Jeandel*, Coll. Dir. Etudes et Recherches EDF 56, Eyrolles, Paris, 1984, p. 1-147.
- [52] B. E. Launder, N. D. Sandham, *Closure Strategies for Turbulent and Transitional Flows*, Cambridge University Press, Cambridge, UK, 2002.
- [53] P. R. Spalart, "Strategies for turbulence modelling and simulations", *Int. J. Heat Fluid Flow* **21** (2000), no. 3, p. 252-263.
- [54] T. B. Gatski, J. Bonnet, *Compressibility, Turbulence and High Speed Flow*, Academic Press, Elsevier, Amsterdam, Netherlands, 2013.
- [55] K. Hanjalić, "Advanced turbulence closure models: a view of current status and future prospects", *Int. J. Heat Fluid Flow* **15** (1994), no. 3, p. 178-203.
- [56] B. E. Launder, "Second-moment closure: present and future?", *Int. J. Heat Fluid Flow* **10** (1989), no. 4, p. 282-300.
- [57] C. G. Speziale, "Analytical methods for the development of Reynolds-stress closures in turbulence", *Annu. Rev. Fluid Mech.* **23** (1991), no. 1, p. 107-157.
- [58] P. A. Durbin, "Some recent developments in turbulence closure modeling", *Annu. Rev. J. Fluid Mech.* **50** (2018), p. 77-103.
- [59] J. L. Lumley, B. Khajeh-Nouri, "Computational modeling of turbulent transport", *Adv. Geophys.* **18** (1975), p. 169-192.

- [60] J. L. Lumley, "Computational modeling of turbulent flows", in *Advances in Applied Mechanics*, vol. 18, Elsevier, Amsterdam, Netherlands, 1979, p. 123-176.
- [61] C. G. Speziale, R. Abid, P. A. Durbin, "On the realizability of Reynolds stress turbulence closures", *J. Sci. Comput.* **9** (1994), no. 4, p. 369-403.
- [62] P. Durbin, C. Speziale, "Realizability of second-moment closure via stochastic analysis", *J. Fluid Mech.* **280** (1994), p. 395-407.
- [63] F. Harlow, C. Hirt, "Generalized transport theory of anisotropic turbulence", Tech. Report LA-3854, Los Alamos Scientific Laboratory, USA, 1969.
- [64] K. Hanjalić, B. Launder, "A Reynolds stress model of turbulence and its application to thin shear flows", *J. Fluid Mech.* **52** (1972), no. 4, p. 609-638.
- [65] B. E. Launder, G. J. Reece, W. Rodi, "Progress in the development of a Reynolds-stress turbulence closure", *J. Fluid Mech.* **68** (1975), no. 3, p. 537-566.
- [66] K. Hanjalić, B. Launder, "Contribution towards a Reynolds-stress closure for low-Reynolds-number turbulence", *J. Fluid Mech.* **74** (1976), no. 4, p. 593-610.
- [67] B. E. Launder, N. Shima, "Second moment closure for the near wall sublayer: Development and application", *AIAA J.* **27** (1989), no. 10, p. 1319-1325.
- [68] B. Chaouat, "Numerical predictions of channel flows with fluid injection using Reynolds-stress model", *J. Propul. Power* **18** (2002), no. 2, p. 295-303.
- [69] B. Launder, D. Tselepidakis, "Progress and paradoxes in modelling near-wall turbulence", in *8th Symposium on Turbulent Shear Flows*, vol. 2, 1991, p. 29_1_1-29_1_6.
- [70] W. C. Reynolds, "Physical and analytical foundations, concepts, and new directions in turbulence modeling and simulation", in *Turbulence Models and their Applications—Vol 2: B. E. Launder, W. C. Reynolds, W. Rodi, J. Mathieu and D. Jeandel*, Coll. Dir. Etudes et Recherches EDF 56, Eyrolles, Paris, 1984, p. 150-294.
- [71] T. H. Shih, J. L. Lumley, "Modeling of pressure correlation terms in Reynolds stress and scalar flux equations", Tech. Report FDA-85-3, Sibley School of Mech. & Aeronaut. Engineer., Cornell University, 1985.
- [72] S. Fu, B. E. Launder, D. P. Tselepidakis, "Accommodating the effects of high strain rates in modeling the pressure strain correlation", Tech. Report TFD/87/5, UMIST Mech. Engng Dept Rep, 1987.
- [73] C. G. Speziale, S. Sarkar, T. B. Gatski, "Modelling the pressure-strain correlation of turbulence: an invariant dynamical systems approach", *J. Fluid Mech.* **227** (1991), p. 245-272.
- [74] T. J. Craft, B. E. Launder, "A Reynolds stress closure designed for complex geometries", *Int. J. Heat Fluid Flow* **17** (1996), no. 3, p. 245-254.
- [75] N. Shima, "Low-Reynolds-number second-moment closure without wall-reflection redistribution terms", *Int. J. Heat Fluid Flow* **19** (1998), no. 5, p. 549-555.
- [76] T. Craft, "Developments in a low-Reynolds-number second-moment closure and its application to separating and reattaching flows", *Int. J. Heat Fluid Flow* **19** (1998), no. 5, p. 541-548.
- [77] G. A. Gerolymos, E. Sauret, I. Vallet, "Contribution to single-point closure Reynolds-stress modelling of inhomogeneous flow", *Theor. Comput. Fluid Dyn.* **17** (2004), no. 5, p. 407-431.
- [78] M. Leschziner, F. Lien, "Numerical aspects of applying second-moment closure to complex flows", in *Closure Strategies for Turbulent and Transitional Flows* (B. E. Launder, N. D. Sandham, eds.), Cambridge University Press, Cambridge UK, 2002, p. 153-187.
- [79] S. B. Pope, J. H. Whitelaw, "The calculation of near wake flows", *J. Fluid Mech.* **73** (1976), no. 1, p. 9-32.
- [80] P. Huang, M. Leschziner, "Stabilization of recirculating flow computations performed with second moment closures and third order discretization", in *Vth International Symposium on Turbulent Shear Flows* (Cornell, Ithaca-NY, USA), vol. 1, Cornell University, 1985, p. 20.7-20.12.
- [81] S. Obi, M. Peric, G. Scheurer, "A finite volume calculation procedure for turbulent flows with second order closure and collocated variable arrangement", in *Proceeding of the 7th Symposium on Turbulent Shear Flows* (USA), vol. 2, Stanford University, 1989, p. 17.4.1-17.4.6.
- [82] P. Batten, T. Craft, M. Leschziner, H. Loyau, "Reynolds-stress-transport modeling for compressible aerodynamics applications", *AIAA J.* **37** (1999), no. 7, p. 785-797.
- [83] M. Leschziner, P. Batten, T. Craft, "Reynolds-stress modelling of transonic afterbody flows", *Aeronaut. J.* **105** (2001), no. 1048, p. 297-306.
- [84] F. Lien, M. Leschziner, "Assessment of turbulence-transport models including non-linear RNG eddy-viscosity formulation and second-moment closure for flow over a backward-facing step", *Comput. Fluids* **23** (1994), no. 8, p. 983-1004.
- [85] F. Lien, M. Leschziner, "Modelling 2D separation from a high lift aerofoil with a non-linear eddy-viscosity model and second-moment closure", *Aeronaut. J.* **99** (1994), no. 984, p. 125-144.
- [86] M. Leschziner, "Reynolds-stress modelling of transonic afterbody flows", *Phil. Trans. R. Soc.* **358** (2000), p. 3247-3277.

- [87] B. Chaouat, "Simulations of channel flows with effects of spanwise rotation or wall injection using a Reynolds stress model", *ASME J. Fluids Eng.* **123** (2001), p. 2-10.
- [88] B. Chaouat, "Reynolds stress transport modeling for high-lift airfoil flows", *AIAA J.* **44** (2006), no. 10, p. 2390-2403.
- [89] S. Jakirlic, B. Eisfeld, R. Jester-Zürker, N. Kroll, "Near-wall, Reynolds-stress model calculations of transonic flow configurations relevant to aircraft aerodynamics", *Int. J. Heat Fluid Flow* **28** (2007), no. 4, p. 602-615.
- [90] S. Poncet, R. Schiestel, "Numerical modeling of heat transfer and fluid flow in rotor-stator cavities with through-flow", *Int. J. Heat Fluid Flow* **50** (2007), no. 7-8, p. 1528-1544.
- [91] B. Eisfeld, C. Rumsey, V. Togiti, "Verification and validation of a second-moment-closure model", *AIAA J.* **54** (2016), no. 5, p. 1524-1541.
- [92] W. Rodi, "A new algebraic relation for calculating the Reynolds stresses", in *ZAMM-Zeitschrift für Angewandte Mathematik und Mechanik*, Gesellschaft Angewandte Mathematik und Mechanik Workshop Paris, France, vol. 56, 1976, p. 219-221.
- [93] T. B. Gatski, C. G. Speziale, "On explicit algebraic stress models for complex turbulent flows", *J. Fluid Mech.* **254** (1993), p. 59-78.
- [94] P. Durbin, B. Pettersson-Reif, "On algebraic second moment models", *Flow Turbul. Combust.* **63** (2000), no. 1, p. 23-37.
- [95] W. Rodi, *Turbulence Models and their Application in Hydraulics: A State of the Art Review*, Balkema Ed., Rotterdam, Netherlands and Brookfield-VT, USA, 1993.
- [96] S. B. Pope, "A more general effective-viscosity hypothesis", *J. Fluid Mech.* **72** (1975), no. 2, p. 331-340.
- [97] S. Wallin, A. Johansson, "An explicit algebraic Reynolds stress model for incompressible and compressible turbulent flows", *J. Fluid Mech.* **403** (2000), p. 89-132.
- [98] V. Yakhot, S. Orszag, "Renormalization group analysis of turbulence. I. Basic theory", *J. Sci. Comput.* **1** (1986), no. 1, p. 3-51.
- [99] V. Yakhot, S. Orszag, S. Thangam, T. Gatski, C. Speziale, "Development of turbulence models for shear flows by a double expansion technique", *Phys. Fluids A* **4** (1992), no. 7, p. 1510-1520.
- [100] P. Chassaing, R. A. Antonia, F. Anselmet, L. Joly, S. Sarkar, *Variable Density Fluid Turbulence*, Fluid Mechanics and its Applications Series, vol. 69, Springer Science & Business Media, Berlin, Heidelberg, Germany, 2002.
- [101] T. Aurier, C. Rey, J.-F. Sini, "Second-order turbulence modelling and numerical simulation of volume variable turbulent flows", in *IUTAM Symposium on Variable Density Low-Speed Turbulent Flows* (Berlin, Heidelberg, Germany), Springer, 1997, p. 89-92.
- [102] A. Favre, L. S. G. Kovaszny, R. Dumas, J. Gaviglio, M. Coantic, *Turbulence in Fluid Mechanics: Theoretical and Experimental Foundations; Statistical Methods*, Gauthier-Villars, Editeur, Paris, 1976 (in French).
- [103] D. Vandromme, H. H. Minh, J. Viegas, M. Rubesin, W. Kollmann, "Second order closure for the calculation of compressible wall bounded flows with an implicit Navier-Stokes solver", in *4th International Symposium on Turbulent Shear Flows* (FR Germany), Karlsruhe, 1983.
- [104] D. Vandromme, "Turbulence modeling and implementation in Navier-Stokes solvers", in *VKI Numerical Methods for Flows in Turbomachinery*, vol. 2, Von Karman Institute, Rhode Saint Genese, Belgium, 1989.
- [105] B. Launder, D. Samaraweera, "Application of a second-moment turbulence closure to heat and mass transport in thin shear flows—I. Two-dimensional transport", *Int. J. Heat Fluid Flow* **22** (1979), no. 12, p. 1631-1643.
- [106] T. Craft, "Second moment modelling of turbulent scalar transport", Tech. Report TFD/91/3, UMIST, University of Manchester, 1993.
- [107] T. B. Gatski, "Second-moment and scalar flux representations in engineering and geophysical flows", *Fluid Dyn. Res.* **41** (2009), article no. 012202.
- [108] M. Kozuka, Y. Seki, H. Kawamura, "DNS of turbulent heat transfer in a channel flow with a high spatial resolution", *Int. J. Heat Fluid Flow* **30** (2009), no. 3, p. 514-524.
- [109] B. Chaouat, C. Peyret, "Investigation of the wall scalar fluctuations effect on passive scalar turbulent fields at several Prandtl numbers by means of direct numerical simulations", *J. Heat Transfer, ASME* **141** (2019), p. 1-9.
- [110] T. Craft, N. Ince, B. Launder, "Recent developments in second-moment closure for buoyancy-affected flows", *Dyn. Atmos. Oceans* **23** (1996), no. 1-4, p. 99-114.
- [111] Y. Shabany, P. Durbin, "A new approach to the formulation of scalar flux closure", 1995, Center for Turbulence Research Annual Research Briefs: 1995.
- [112] P. A. Durbin, "Near-wall turbulence closure modeling without damping functions", *Theor. Comput. Fluid Dyn.* **3** (1991), no. 1, p. 1-13.
- [113] P. A. Durbin, "A Reynolds stress model for near-wall turbulence", *J. Fluid Mech.* **249** (1993), p. 465-498.
- [114] R. Manseau, K. Hanjalić, "Elliptic blending model: A new near-wall Reynolds-stress turbulence closure", *Phys. Fluids* **14** (2002), no. 2, p. 744-754.
- [115] F. Billard, A. Revell, T. Craft, "Application of recently developed elliptic blending based models to separated flows", *Int. J. Heat Fluid Flow* **35** (2012), p. 141-151.

- [116] R. Schiestel, "Sur un nouveau modèle de turbulence appliqué aux transferts de quantité de mouvement et de chaleur", PhD Thesis, Thèse Nancy, 1974, CNRS No. AO 10596.
- [117] K. Hanjalić, B. E. Launder, R. Schiestel, "Multiple time scale concept in turbulent transport modelling", in *Turbulent Shear Flows* (L. J. S. Bradbury *et al.*, eds.), vol. 2, Springer Verlag, Heidelberg, 1980, p. 36-49.
- [118] R. Schiestel, "Multiple scale concept in turbulence modeling", *J. Méc. Théor. Appl.* **2** (1983), no. 3 and 4, 417-449 (Part I) and 601-628 (Part II) (in French).
- [119] R. Schiestel, "Multiple-time-scale modeling of turbulent flows in one-point closures", *Phys. Fluids* **30** (1988), no. 3, p. 722-731.
- [120] P. Sagaut, M. Terracol, S. Deck, *Multiscale and Multiresolution Approaches in Turbulence-LES, DES and Hybrid RANS/LES Methods: Applications and Guidelines*, Imperial College Press, World Scient. Publ., London, UK, 2013.
- [121] S. Kenjereš, K. Hanjalić, "Transient analysis of Rayleigh-Bénard convection with a RANS model", *Int. J. Heat Fluid Flow* **20** (1999), no. 3, p. 329-340.
- [122] A. Mataoui, R. Schiestel, A. Salem, "Self-sustained oscillations of a turbulent plane jet issuing into a rectangular cavity", in *Engineering Turbulence Modelling and Experiments 5*, Elsevier, Amsterdam, Netherlands, 2002, p. 393-402.
- [123] B. Chaouat, R. Schiestel, "Reynolds stress transport modeling for steady and unsteady channel flows with wall injection", *J. Turbul.* **3** (2002), p. 1-15.
- [124] C. Cambon, D. Jeandel, J. Mathieu, "Spectral modelling of homogeneous non-isotropic turbulence", *J. Fluid Mech.* **104** (1981), p. 247-262.
- [125] A. S. Monin, A. M. Yaglom, in *Statistical Fluid Mechanics, Volume I: Mechanics of Turbulence* (J. L. Lumley, ed.), vol. 1, The MIT Press, Cambridge, Massachusetts, USA, 1987.
- [126] A. S. Monin, A. M. Yaglom, in *Statistical Fluid Mechanics, Volume II: Mechanics of Turbulence* (J. L. Lumley, ed.), vol. 2, The MIT Press, Cambridge, Massachusetts, USA, 1987.
- [127] M. Lesieur, *Turbulence in Fluids, Stochastic and Numerical Modelling*, Kluwer Academic Publishers, Dordrecht, 1991.
- [128] S. Parpais, J. Bertoglio, "A spectral closure for inhomogeneous turbulence applied to turbulent confined flow", in *Advances in Turbulence VI*, Springer, Berlin, Heidelberg, Germany, 1996, p. 75-76.
- [129] C. Cambon, R. Rubinstein, "Anisotropic developments for homogeneous shear flows", *Phys. Fluids* **18** (2006), no. 18, p. 1-12.
- [130] V. Mons, C. Cambon, P. Sagaut, "A spectral model for homogeneous shear-driven anisotropic turbulence in terms of spherically averaged descriptors", *J. Fluid Mech.* **788** (2016), p. 147-182.
- [131] A. Briard, B.-J. Gréa, V. Mons, C. Cambon, T. Gomez, P. Sagaut, "Advanced spectral anisotropic modelling for shear flows", *J. Turbul.* **19** (2018), no. 7, p. 570-599.
- [132] S. C. Kassinos, W. C. Reynolds, M. M. Rogers, "One-point turbulence structure tensors", *J. Fluid Mech.* **428** (2001), p. 213-248.
- [133] H. Choi, P. Moin, "Grid-point requirements for large eddy simulation: Chapman's estimates revisited", *Phys. Fluids* **24** (2012), no. 1, article no. 011702.
- [134] P. Moin, K. Mahesh, "Direct numerical simulation: a tool in turbulence research", *Annu. Rev. Fluid Mech.* **30** (1998), no. 1, p. 539-578.
- [135] S. A. Orszag, G. Patterson Jr, "Numerical simulation of three-dimensional homogeneous isotropic turbulence", *Phys. Rev. Lett.* **28** (1972), no. 2, p. 76-79.
- [136] J. W. Deardorff, "A numerical study of three-dimensional turbulent channel flow at large Reynolds numbers", *J. Fluid Mech.* **41** (1970), no. 2, p. 453-480.
- [137] P. Moin, W. Reynolds, J. H. Ferziger, "Large eddy simulation of incompressible turbulent channel flow", Tech. Report N.T.F. 12, NASA NgR 05-020-622, Stanford University of California, 1978.
- [138] U. Piomelli, "Large-eddy simulation: achievements and challenges", *Prog. Aerosp. Sci.* **35** (1999), no. 4, p. 335-362.
- [139] M. Lesieur, O. Metais, "New trends in large-eddy simulations of turbulence", *Annu. Rev. Fluid Mech.* **28** (1996), no. 1, p. 45-82.
- [140] S. B. Pope, "Ten questions concerning the large-eddy simulation of turbulent flows", *New J. Phys.* **6** (2004), no. 1, article no. 35.
- [141] J. Smagorinsky, "General circulation experiments with the primitive equations", *Mon. Weath. Rev.* **91** (1963), no. 3, p. 99-164.
- [142] D. Lilly, "The representation of small scale turbulence in numerical simulation experiments", in *Proceedings of the IBM Scientific Symposium on Environmental Sciences*, vol. 320, IBM, 1967, p. 195-210.
- [143] M. Germano, U. Piomelli, P. Moin, W. H. Cabot, "A dynamic subgrid-scale eddy viscosity model", *Phys. Fluids A* **3** (1991), no. 7, p. 1760-1765.
- [144] D. Lilly, "A proposed modification of the Germano subgrid-scale closure method", *Phys. Fluids A* **4** (1992), no. 3, p. 633-635.

- [145] J. Fröhlich, C. P. Mellen, W. Rodi, L. Temmerman, M. A. Leschziner, “Highly resolved large-eddy simulation of separated flow in a channel with streamwise periodic constrictions”, *J. Fluid Mech.* **526** (2005), p. 19-65.
- [146] J.-P. Chollet, M. Lesieur, “Parameterization of small scales of three-dimensional isotropic turbulence utilizing spectral closures”, *J. Atmos. Sci.* **38** (1981), no. 12, p. 2747-2757.
- [147] E. Lamballais, O. Métais, M. Lesieur, “Spectral-dynamic model for large-eddy simulations of turbulent rotating flow”, *Theor. Comput. Fluid Dyn.* **12** (1998), p. 149-177.
- [148] P. Comte, J. Silvestrini, P. Begou, “Streamwise vortices in large-eddy simulations of mixing layers”, *Eur. J. Mech. B/Fluids* **17** (1998), no. 4, p. 615-637.
- [149] J. Bardina, J. Ferziger, W. Reynolds, “Improved turbulence models for large eddy simulation”, *AIAA Paper* **83-1357** (1983), p. 1-10.
- [150] A. Yoshizawa, K. Horiuti, “A statistically-derived subgrid-scale kinetic energy model for the large-eddy simulation of turbulent flows”, *J. Phys. Soc. Japan* **54** (1985), no. 8, p. 2834-2839.
- [151] J. W. Deardorff, “The use of subgrid transport equations in a three-dimensional model of atmospheric turbulence”, *ASME J. Fluids Eng.* **95** (1973), p. 429-438.
- [152] R. D. Moser, S. W. Haering, G. R. Yalla, “Statistical properties of subgrid-scale turbulence models”, *Annu. Rev. Fluid Mech.* **53** (2021), p. 255-286.
- [153] P. Moin, J. Kim, “Numerical investigation of turbulent channel flow”, *J. Fluid Mech.* **118** (1982), p. 341-377.
- [154] J. Kim, P. Moin, R. Moser, “Turbulence statistics in fully developed channel flow at low Reynolds number”, *J. Fluid Mech.* **177** (1987), p. 133-166.
- [155] Y. Kaneda, T. Ishihara, “High-resolution direct numerical simulation of turbulence”, *J. Turbul.* **7** (2007), no. 20, p. 1-17.
- [156] A. Lozano-Durán, J. Jiménez, “Effect of the computational domain on direct simulations of turbulent channels up to $Re_\tau = 4200$ ”, *Phys. Fluids* **26** (2014), article no. 0117026.
- [157] R. D. Lee, M. Moser, “Direct numerical simulation of turbulent channel up to $Re_\tau \approx 5200$ ”, *J. Fluid Mech.* **774** (2015), p. 395-415.
- [158] M. Leschziner, N. Li, F. Tessicini, “Simulating flow separation from continuous surfaces: routes to overcoming the Reynolds number barrier”, *Phil. Trans. R. Soc. A: Math. Phys. Eng. Sci.* **367** (2009), no. 1899, p. 2885-2903.
- [159] C. D. Argyropoulos, N. C. Markatos, “Recent advances on the numerical modelling of turbulent flows”, *Appl. Math. Model.* **39** (2015), no. 2, p. 693-732.
- [160] M. L. Shur, P. R. Spalart, M. K. Strelets, A. K. Travin, “Synthetic turbulence generators for RANS-LES interfaces in zonal simulations of aerodynamic and aeroacoustic problems on algebraic second moment models”, *Flow Turbul. Combust.* **93** (2014), no. 1, p. 63-92.
- [161] B. Chaouat, R. Schiestel, “From single-scale turbulence models to multiple-scale and subgrid-scale models by Fourier transform”, *Theor. Comput. Fluid Dyn.* **21** (2007), no. 3, p. 201-229.
- [162] F. Hamba, “Analysis of filtered Navier–Stokes equation for hybrid RANS/LES simulation”, *Phys. Fluids* **23** (2011), no. 1, article no. 015108.
- [163] F. Hamba, “Log-layer mismatch and commutation error in hybrid RANS/LES simulation of channel flow”, *Int. J. Heat Fluid Flow* **30** (2009), no. 1, p. 20-31.
- [164] C. G. Speziale, “Turbulence modeling for time-dependent RANS and VLES: a review”, *AIAA J.* **36** (1998), no. 2, p. 173-184.
- [165] P. R. Spalart, “Detached-eddy simulation”, *Annu. Rev. Fluid Mech.* **41** (2009), p. 181-202.
- [166] P. R. Spalart, W. H. Jou, M. Strelets, S. R. Allmaras, “Comments on the feasibility of LES for wings, and on hybrid RANS/LES approach”, in *Advances in DNS/LES, 1st AFOSR International Conference* (C. Liu, Z. Liu, eds.), Greyden Press, Columbus, Ohio, 1997.
- [167] P. R. Spalart, S. Deck, M. L. Shur, K. D. Squires, M. K. Strelets, A. Travin, “A new version of detached-eddy simulation, resistant to ambiguous grid densities”, *Theor. Comput. Fluid Dyn.* **20** (2006), no. 3, p. 181-195.
- [168] P. Spalart, K. Belyaev, A. Garbaruk, M. Shur, M. Strelets, A. Travin, “Large-eddy and direct numerical simulations of the Bachalo–Johnson flow with shock-induced separation”, *Flow Turbul. Combust.* **99** (2007), p. 865-885.
- [169] R. Schiestel, A. Dejoan, “Towards a new partially integrated transport model for coarse grid and unsteady turbulent flow simulations”, *Theor. Comput. Fluid Dyn.* **18** (2005), no. 6, p. 443-468.
- [170] B. Chaouat, R. Schiestel, “A new partially integrated transport model for subgrid-scale stresses and dissipation rate for turbulent developing flows”, *Phys. Fluids* **17** (2005), no. 6, p. 65-106.
- [171] B. Chaouat, R. Schiestel, “Progress in subgrid-scale transport modelling for continuous hybrid non-zonal RANS/LES simulations”, *Int. J. Heat Fluid Flow* **30** (2009), p. 602-616.
- [172] B. Chaouat, R. Schiestel, “Analytical insights into the partially integrated transport modeling method for hybrid Reynolds averaged Navier–Stokes equations-large eddy simulations of turbulent flows”, *Phys. Fluids* **24** (2012), article no. 085106.
- [173] J. O. Hinze, *Turbulence*, Mc Graw-Hill, New York, USA, 1975, 240-352 pages.

- [174] B. Chaouat, R. Schiestel, “Energy partitioning control in the PITM hybrid RANS/LES method for the simulation of turbulent flows”, *Flow Turbul. Combust.* **107** (2021), no. 1, p. 1-42.
- [175] I. Befeno, R. Schiestel, “Non-equilibrium mixing of turbulence scales using a continuous hybrid RANS/LES Approach: Application to the Shearless Mixing Layer”, *Flow Turbul. Combust.* **78** (2007), p. 129-151.
- [176] B. Chaouat, “Simulation of turbulent rotating flows using a subfilter scale stress model derived from the partially integrated transport modeling method”, *Phys. Fluids* **24** (2012), article no. 045108.
- [177] B. Chaouat, “Subfilter-scale transport model for hybrid RANS/LES simulations applied to a complex bounded flow”, *J. Turbul.* **51** (2010), no. 11, p. 1-30.
- [178] B. Chaouat, R. Schiestel, “Hybrid RANS-LES simulations of the turbulent flow over periodic hills at high Reynolds number”, *Comput. Fluids* **84** (2013), p. 279-300.
- [179] C. Rapp, M. Manhart, “Flow over periodic hills: an experimental study”, *Exp. Fluids* **51** (2011), no. 1, p. 247-269.
- [180] M. Stoellinger, R. Roy, S. Heinz, “Unified RANS-LES method based on second-order closure”, in *Proceedings of the 9th Symposium on Turbulence Shear Flow Phenomena*, vol. 7B5, The University of Melbourne, 2015, p. 1-6.
- [181] B. Chaouat, “Application of the PITM method using inlet synthetic turbulence generation for the simulation of the turbulent flow in a small axisymmetric contraction”, *Flow Turbul. Combust.* **98** (2017), p. 987-1024.
- [182] B. Chaouat, R. Schiestel, “Extension of the partially integrated transport modeling method to the simulation of passive scalar turbulent fluctuations at various Prandtl numbers”, *Int. J. Heat Fluid Flow* **89** (2021), p. 1-19.
- [183] S. S. Girimaji, “Partially-averaged Navier–Stokes model for turbulence: A Reynolds-averaged Navier–Stokes to direct numerical simulation bridging method”, *ASME J. Appl. Mech.* **73** (2006), p. 413-421.
- [184] S. Girimaji, E. Jeong, R. Srinivasan, “Partially averaged Navier–Stokes method for turbulence: Fixed point analysis and comparisons with unsteady partially averaged Navier–Stokes”, *ASME J. Appl. Mech.* **73** (2006), p. 422-429.
- [185] F. Pereira, L. Eca, G. Vaz, S. Girimaji, “Toward predictive RANS and SRS computations of turbulent external flows of practical interest”, *Arch. Comput. Meth. Eng.* **28** (2021), no. 4, p. 3953-4029.
- [186] E. Jeong, S. Girimaji, “Partially averaged Navier–Stokes (PANS) method for turbulence simulations—Flow past a square cylinder”, *ASME J. Fluids Eng.* **132** (2010), p. 1-11.
- [187] S. Krajnovic, R. Larusson, B. Basara, “Superiority of PANS compared to LES in predicting a rudimentary landing gear flow with affordable meshes”, *Int. J. Heat Fluid Flow* **37** (2012), p. 109-122.
- [188] H. Foroutan, S. Yavuzkurt, “A partially averaged Navier Stokes model for the simulation of turbulent swirling flow with vortex breakdown”, *Int. J. Heat Fluid Flow* **50** (2014), p. 402-416.
- [189] P. Razi, P. Tazraei, S. Girimaji, “Partially-averaged Navier–Stokes (PANS) simulations of flow separation over smooth curved surfaces”, *Int. J. Heat Fluid Flow* **66** (2017), p. 157-171.
- [190] F. Menter, Y. Egorov, “The scale-adaptive simulation method for unsteady turbulent flow predictions. Part 1: theory and model description”, *Flow Turbul. Combust.* **85** (2010), no. 1, p. 113-138.
- [191] Y. Egorov, F. Menter, R. Lechner, D. Cokljat, “The scale-adaptive simulation method for unsteady turbulent flow predictions. Part 2: Application to complex flows”, *Flow Turbul. Combust.* **85** (2010), no. 1, p. 139-165.
- [192] F. Menter, A. Hüppe, A. Matyushenko, D. Kolmogorov, “An overview of hybrid RANS-LES models developed for industrial CFD”, *Appl. Sci.* **11** (2021), no. 6, p. 1-15.
- [193] C. Hirsch, *Numerical Computation of Internal and External Flows*, Cambridge University Press, John Wiley & Sons, Elsevier, Oxford, UK and Butterworth-Heinemann, Burlington, USA, 2007.
- [194] W. Gao, W. Cheng, R. Samtaney, “Large-eddy simulations of turbulent flow in a channel with streamwise periodic constrictions”, *J. Fluid Mech.* **900** (2020), p. A1-43.
- [195] R. Peyret, E. Krause, *Advanced Turbulent Flow Computations*, Springer, Berlin, Heidelberg, Germany, 2000.
- [196] J. H. Ferziger, M. Perić, R. L. Street, *Computational Methods for Fluid Dynamics*, Springer, Berlin, Heidelberg, Germany, 2002.
- [197] S. K. Lele, “Compact finite difference schemes with spectral-like resolution”, *Comput. Fluids* **103** (1992), p. 16-42.
- [198] R. Peyret, T. D. Taylor, *Computational Methods for Fluid Flow*, Springer Science & Business Media, Berlin, Heidelberg, Germany, 2012.
- [199] C. Canuto, M. Y. Hussaini, A. Quarteroni, T. A. Zang, *Spectral Methods in Fluid Dynamics*, Springer Science & Business Media, Berlin, Heidelberg, Germany, 2012.
- [200] R. Peyret, *Spectral Methods for Incompressible Viscous Flow*, vol. 148, Springer Science & Business Media, Berlin, Heidelberg, Germany, 2013.
- [201] R. Peyret, E. Krause, *Advanced Turbulent Flow Computations*, Springer, Berlin, Heidelberg, Germany, 2000.
- [202] R. Schiestel, S. Viazzo, “A Hermitian–Fourier numerical method for solving the incompressible Navier–Stokes equations”, *Comput. Fluids* **24** (1995), no. 6, p. 739-752.
- [203] P. Bontoux, B. Forestier, B. Roux, “Analyse et optimisation d’une méthode de haute précision pour la résolution des équations de Navier–Stokes instationnaires”, *J. Mech. Appl.* **2** (1978), no. 3, p. 291-316.
- [204] E. Vedy, S. Viazzo, R. Schiestel, “A high-order finite difference method for incompressible fluid turbulence simulations”, *Int. J. Numer. Methods Fluids* **42** (2003), no. 11, p. 1155-1188.

- [205] M. Leschziner, "Modeling turbulent recirculating flows by finite-volume methods. Current status and future directions", *Int. J. Heat Fluid Flow* **10** (1989), p. 186-202.
- [206] G. Gerolymos, I. Vallet, "Mean-flow-multigrid for implicit Reynolds stress model", *AIAA J.* **43** (2005), no. 9, p. 1887-1898.
- [207] B. Chaouat, "An efficient numerical method for RANS/LES turbulent simulations using subfilter scale stress transport equations", *Int. J. Numer. Methods Fluids* **67** (2011), no. 10, p. 1207-1233.
- [208] Y. Mor-Yossef, "Unconditionally stable time marching scheme for Reynolds stress models", *J. Comput. Phys.* **276** (2014), p. 635-664.
- [209] Y. Mor-Yossef, "Robust turbulent flow simulations using a Reynolds-stress-transport model on unstructured grids", *Comput. Fluids* **129** (2016), p. 111-133.
- [210] M. Breuer, N. Peller, C. Rapp, M. Manhart, "Flow over periodic hills—numerical and experimental study in a wide range of Reynolds numbers", *Comput. Fluids* **38** (2009), no. 2, p. 433-457.
- [211] L. C. Berselli, T. Iliescu, W. J. Layton, *Mathematics of Large Eddy Simulation of Turbulent Flows*, Scientific Computation Series, Springer, Berlin, Heidelberg, Germany, 2006.
- [212] P. A. Durbin, "Turbulence closure models for computational fluid dynamics", in *Encyclopedia of Computational Mechanics* (S. Erwin, R. de Borst, T. J. R. Hughes, eds.), vol. 6, Part 2. Fluids, John Wiley & Sons, Chichester, UK, 2nd ed., 2017, p. 753-774.
- [213] K. Hanjalić, "Will RANS survive LES? A view of perspectives", *ASME J. Fluids Eng.* **127** (2005), p. 831-839.
- [214] J. Holgate, A. Skillen, T. Craft, A. Revell, "A review of embedded large eddy simulation for internal flows", *Arch. Comput. Meth. Eng.* **26** (2019), no. 4, p. 865-882.
- [215] K. Duraisamy, P. R. Spalart, C. L. Rumsey, *Status, Emerging Ideas and Future Directions of Turbulence Modeling Research in Aeronautics*, National Aeronautics and Space Administration, Langley Research Center, Hampton, Virginia, USA, 2017.
- [216] B. Aupoix, D. Arnal, H. Bézard, B. Chaouat, F. Chedevergne, S. Deck, V. Gleize, P. Grenard, E. Laroche, "Transition and turbulence modeling", *AerospaceLab* (2011), no. 2, p. 1-13.
- [217] H. Xiao, P. Cinnella, "Quantification of model uncertainty in RANS simulations: A review", *Progr. Aerosp. Sci.* **108** (2019), p. 1-31.
- [218] J. L. Callahan, J. V. Koch, B. W. Brunton, J. N. Kutz, S. L. Brunton, "Learning dominant physical processes with data-driven balance models", *Nat. Commun.* **12** (2021), no. 1, p. 1-10.