



HAL
open science

Design and Modeling in Pervasive Information Systems

Carine Souveyet, Rébecca Deneckère

► **To cite this version:**

Carine Souveyet, Rébecca Deneckère. Design and Modeling in Pervasive Information Systems. The Evolution of Pervasive Information Systems, Springer International Publishing; Springer International Publishing, pp.19-41, 2023, 10.1007/978-3-031-18176-4_2 . hal-03927226

HAL Id: hal-03927226

<https://hal.science/hal-03927226v1>

Submitted on 6 Jan 2023

HAL is a multi-disciplinary open access archive for the deposit and dissemination of scientific research documents, whether they are published or not. The documents may come from teaching and research institutions in France or abroad, or from public or private research centers.

L'archive ouverte pluridisciplinaire **HAL**, est destinée au dépôt et à la diffusion de documents scientifiques de niveau recherche, publiés ou non, émanant des établissements d'enseignement et de recherche français ou étrangers, des laboratoires publics ou privés.

Design and Modeling in Pervasive Information Systems

Carine Souveyet and Rébecca Deneckère

1 Introduction

The previous chapter highlighted the different requirements that a pervasive information system should fulfill, namely Context-awareness, Managing heterogeneity, Transparency, Fulfillment of the requirements and Adaptation.

Despite the numerous works in the pervasive information systems domain, works specifically aiming at its design or modeling seem to be neglected. We decided to study the literature in order to be able to draw some conclusions about this statement. We made a systematic mapping review, specifically addressing design methodology and modelling techniques in pervasive information systems and analyzed the results to draw a panorama of modeling in PIS.

To our knowledge, there is only one existing review about modeling issues in pervasive information systems. In [7], the authors present four conceptualizations of IoT from the following theoretical constructs: liquification and density of information resources; digital materiality; assemblage and service system; and modularity and transaction network. The paper presents the conceptualizations and implications of IoT, specifically addressing marketing issues. However, this review doesn't give any information on the PIS requirements fulfillments.

According to the PIS vision developed in the first chapter of the book, we would like to see how the requirements are fulfilled in the existing sources in the literature. We also want to know if they either apply traditional design methodology, adapt an existing one or develop a new one for integrating the pervasive aspects in the IS.

The remaining of this chapter is organized as follows: Section 2 explain the SMS research methodology used in this work, while Section 3 analyze the results, before concluding on Section 4.

2 Research Approach

We used a systematic mapping design [1] to study the field of research. Systematic Mapping Studies (SMS) are similar to other systematic reviews, except that they employ broader inclusion criteria to select a wider range of research papers and are intended to map out topics with field classification rather than synthesize study results. The study presented here covers the existing work in the field of design methodologies and modeling techniques in pervasive information systems. We followed the process presented in [1] which includes five steps: definition of research questions, conducting search for primary studies, screening of papers, keywording of abstract and data extraction and mapping of studies. Based on [1], we followed the procedure on SMS. We named differently the Steps 2 and 4 as more compliant with our research process (see figure 1).

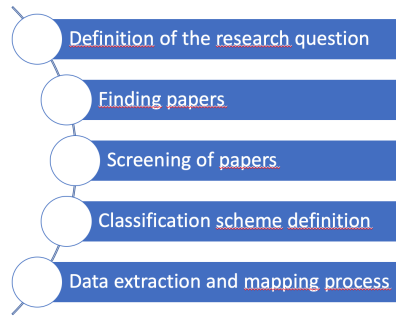


Figure 1. Research process.

Step 1: Definition of research questions.

The main goals of this SMS are to define:

- *RQ1*. What is the distribution evolution of the sources?
- *RQ2*. How is addressed the design and modeling of pervasive information systems in research proposals (which strategies are applied in design-dedicated research proposals)?
- *RQ3*. How are met the PIS requirements presented in the first chapter of the book in these design-dedicated research proposals ?

Step 2: Finding Papers. This step aims at identifying a set of papers based on a relevant search string. We searched and selected papers in the SCOPUS scientific database using the SCOPUS Search API. We restricted our search to sources published after 2015. To identify all existing works about design-dedicated research proposals, we used the keywords Design (we search design proposals), Method (these proposals can address methodology issues) and Model (these works can define models or modeling techniques). As we focus on PIS, we used the keywords Information System and Pervasive, but also IoT (pervasive systems often use IoT information) and Service (these IS may be defined as service oriented). Our search string was then the following: (TITLE-ABS-KEY(IoT) or TITLE-ABS-KEY(pervasive)) and (TITLE-ABS-KEY(model) or TITLE-ABS-KEY(method) or TITLE-ABS-KEY(design)) and TITLE-ABS-KEY(service) and TITLE-ABS-KEY("information system") AND PUBYEAR > 2015. We obtained 333 sources with DOIs. The inclusion criterion related to the search string is given in Table 1.

Step 3: Screening of Papers. We analyzed the titles and, if needed the abstract and the papers content, to exclude 288 sources, not representing a research paper or not relevant to modelling in pervasive information systems. We obtained 45 papers. In Table 1 we summarize the exclusion criteria used to obtain the list of relevant papers.

Table 1. Inclusion/exclusion criteria for the study on Smart Topics.

Selection Criteria	Criteria Description
Inclusion criteria (333 sources identified)	The paper contains a set of terms like “IoT” or “Pervasive”, concerns either “model” or “method” or “design”, “service” and “information system”. The paper is published after 2015. From the abstract it is clear that a contribution towards modeling on pervasive system is made. Search string: (TITLE-ABS-KEY(IoT) or TITLE-ABS-KEY(pervasive)) and (TITLE-ABS-KEY(model) or TITLE-ABS-KEY(method) or TITLE-ABS-KEY(design)) and TITLE-ABS-KEY(service) and TITLE-ABS-KEY("information system") AND PUBYEAR > 2015
Exclusion criteria (TTT sources selected)	The source is not a research paper (erratum, retracted, etc.). The source is not in English or in French. The source is secondary. The source does not concern modelling in pervasive information systems.

Step 4: Classification Scheme Definition. The goal of this step of SMS is to identify the classification scheme to be applied to the obtained results. To answer the defined research questions, we classified all relevant papers accordingly to the criteria detailed in Table 2. For RQ1 (strategies applied to build PIS), we studied several criteria : the nature of the proposal, its added value, the usage of the IoT system and its application domain.

Table 2. Classification criteria.

Selection Criteria.	Criteria Description
Criteria related to publication evolution	<ul style="list-style-type: none"> – Year – Type of venues
Criteria related to the proposal	<ul style="list-style-type: none"> – Type – Nature – Added value – Usage of the IoT based system – Application domain
Criteria related to PIS requirements	<ul style="list-style-type: none"> – Context awareness – Managing heterogeneity – Transparency – Fulfillment of the Requirements – Adaptation

Step 5: Data Extraction and Mapping Process. For RQ1, we studied the publication year and issue to identify the publications evolution. tried to identify which of the PIS requirements stated in chapter 1 were fulfilled by the selected papers. For the cloud we deleted the stop words, the numbers, and the special characters. For RQ2, we looked deeper into the papers to identify the exact type, nature, added value and usage of the proposal. We used an existing taxonomy of smart life applications to identify the scope of the diverse applications domains of the selected papers. For RQ3, we identified if the proposal was fulfilling the PIS requirements defined in chapter 1.

Validity Threats. Qualitative research is based on subjective, interpretive, and contextual data. Thus, we analyzed the potential biases, which could threaten the validity of our research. [2] proposes five categories of validity. To minimize the impact of the validity threats that could affect our study, we present them with the corresponding mitigation actions in Table 3.

Table 3. Validity Threats.

Validity	Actions
Descriptive validity refers to the accuracy of the data.	<ul style="list-style-type: none"> - We unified the concepts and criteria used in the study and structured the information to be collected with a data extraction form to support a uniform recording of data.
Theoretical validity depends on the ability to get the information that it is intended to capture.	<ul style="list-style-type: none"> - We used a search string and applied it on a library including the most popular digital libraries on computer sciences and software engineering. - A set of inclusion and exclusion criteria have been defined. - We combined two different search methods: an automatic search and a manual search (backward and forward snowballing), to diminish the risk of not finding all the available evidence. - The choice of English and French sources should be of minimal impact concerning the discard of other languages.
Generalization validity is concerned with the ability to generalize the results.	<ul style="list-style-type: none"> - Our set of research questions is general enough to identify and classify the findings on modelling on pervasive systems.
Evaluative validity is achieved when the conclusions are reasonable given the data.	<ul style="list-style-type: none"> - Two researchers studied the papers, working independently but with an overlap of studies to identify potential analysis differences. - At least two researchers validated every conclusion.
Transparency validity refers to the repeatability of the research protocol.	<ul style="list-style-type: none"> - The research process protocol is detailed enough to ensure it can be exhaustively repeated.

3 Results of the Systematic Mapping Study

In this section, we sum up the results obtained during our SMS. Very few papers are really concerned about design and modelling in pervasive information systems.

3.1 RQ1. What is the distribution evolution of the sources?

We studied the evolution of the sources through time and publication venues. We also looked at word frequencies in the papers metadata (titles, abstract and keywords).

Distribution over time. Figure 3 shows the appearance of the papers on our topic through time.

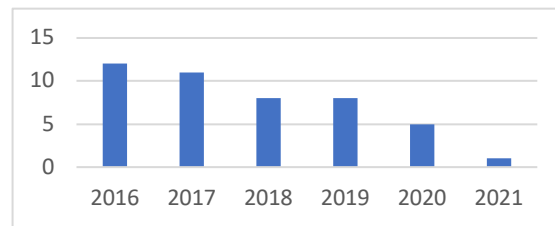


Figure 3. Growth of the number of papers on modelling on pervasive information systems

Designing a PIS is not an area that is widely studied and we can even see a decreasing of the number of papers allocated to this specific notion over time. It is known for a long time that design and modeling is an important part of an information system development. In [5], the authors state that modeling allows to develop information systems in an easier way because of focusing on the application domains semantics. However, here as in most proposals, the need for conceptual schemas in the development of information systems is often overlooked or simply disregarded [6].

Sources of Papers Publishing on Design and Modelling on Pervasive Systems. One of our goals is to analyze the venues of papers publishing on this specific topic. This question leads us to study the distribution of publications by type of venue: conferences, journals, or workshops, resulting on the distribution presented in Figure 4. Half of the papers are journal papers a quarter are conference ones and the other quarter are papers in book series. There is a quite a good distribution of publication issues and there is no specific issue which can be identified as ‘the’ issue to publish on modeling in PIS.

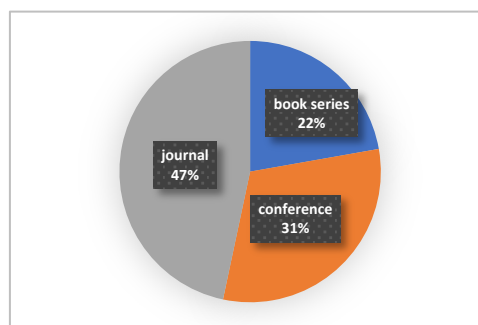


Figure 4. Papers Distribution by Publication Type.

Cloud words. We used the titles, abstracts and keywords of the selected papers to look about word frequencies. We deleted the stop words, the numbers, and the special characters. Moreover, we made a pre-processing of the data to change plural nouns into singular ones if the two forms were present in the dataset. We created a word cloud (see figure 5) to illustrate the distribution of these words (the size of the word in the cloud indicates its frequency in the dataset).

- **New model.** The proposal offers a new model to take into account IoT data in systems. Table 5 shows the distribution of the selected papers following the nature of their proposal.

Table 5. Nature of the proposal.

Nature	Number	Percentage	References
Framework	21	46,66 %	[A2][A3][A5][A7][A8][A13][A14][A16][A17][A18][A19][A22][A23][A25][A26][A29][A32][A36][A37][A40][A43]
Framework on specific domain	11	24,44 %	[A6][A9][A10][A21][A27][A28][A30][A33][A38][A39][A41]
Model modification	5	11,11 %	[A12][A15][A31][A44][A45]
New model	8	17,77 %	[A1][A4][A11][A20][A24][A34][A35][A42]

Most of the selected papers (32) are proposing a framework or an architecture, either generic or for a specific domain.

Proposition of a “**New model**” at the design phase is the output of 8 papers. It could be used to enhance an aspect of a PIS (for example - access control), to describe the interaction between service layer and physical layer or to integrate the semantic dimension to improve the data reasoning embedded in the PIS.

“**Model modification**” is associated to only 5 papers. It can be concerned by a modification of a product model such as state transition diagram, a standard description language to orchestrate services or a model process of an existing design methodology.

3.2.3. Added value of the proposal

Each proposal has a specific added value. We identify four possible types of value the proposals can offer. Table 6 indicates the repartition of the papers following the added value specificities.

- **Product model.** The proposal offers a specific product model to describe the concepts of the system.
- **Way of Working.** The source describes a set of steps to design the system.
- **Specific localization of the IoT use - domain specific.** The selected papers promote an architectural framework specific to a domain. The added value of these papers is to envision where the IoT services can be located.
- **Quality aspect enhancement of the IoT based system.** The authors focus on a specific aspect of the system to develop and discuss it at the design step.

Sometimes, papers have a combination of added values, as they propose way of working and models. It happens when the papers promote an architectural framework based on several layers and provide specific concepts for each of them. In this case, they use layers to organize the design process in steps and for each step they propose a specific concept to model or design the system.

Table 6. Added value of the proposal.

Added Value	Number	Percentage	References
Product Model	21	46,66 %	[A1][A2][A4][A5][A11][A12][A15][A20][A22][A23][A24][A29][A30][A31][A33][A34][A35][A37][A39][A42][A44]
Way of working	26	57,77 %	[A1][A2][A3][A4][A5][A6][A13][A14][A20][A22][A23][A25][A27][A28][A29][A30][A31][A33][A36][A37][A39][A40][A41][A42][A43][A45]
Specific localization of the IoT use - domain specific	5	11,11 %	[A8][A9][A10][A21][A38]
Quality aspect enhancement of the IoT based system	7	15,55 %	[A7][A16][A17][A18][A19][A26][A32]

A main part of the works proposes some design or modeling part, either as a product model (7 papers), a way of working (12 papers) or both (14 papers). 7 sources are helping to see where the IoT services can be localized for a specific domain, like the system ports or the digital footprint for instance. 7 papers propose an enhancement of a quality aspect of the IoT system, like the confidentiality, the user authentication and profiling or even access control services.

3.2.4. Usage of the IoT based system

Pervasive information systems are usually seen, in the literature, as IoT Systems. We studied the different sources to identify the purpose of the IoT systems to design.

- **Data-oriented system.** This type means that the pervasive systems are only viewed to capture, manage and organize the pervasive information. It means that IoT devices are only considered as sensors.
- **Monitor & control systems.** This type is used when the pervasive systems are used to implement a smart monitor and control systems such as in smart cities, smart home, smart health care system, etc.
- **Business improvement.** This type is used when the IoT systems are used as a way to improve the business processes of the organization by adding IoT devices in a physical environment to capture data as well as to change the enactment of business processes.
- **Adaptation of service.** This type focuses only to adapt or recommend services according to the user's context.
- **Technical improvement.** Some articles are not dealing with the designing of the whole pervasive systems but only focusing on improving a technical aspect of such systems.

Table 7 shows the distribution of the usages over the selected papers.

Table 7. Usage of the IoT system.

Nature	Number	Percentage	References
Data-oriented system	26	57,77 %	[A3][A4][A5][A6][A7][A8][A9][A10][A14][A15][A22][A23][A25][A27][A28][A29][A33][A36][A37][A38][A39][A40][A41][A42][A43][A44]
Technical improvement	11	24,4 %	[A1][A12][A16][A17][A18][A19][A20][A24][A26][A32][A35]
Monitor and Control system	3	6,67 %	[A13] [A31][A34]
Business improvement	4	8,88 %	[A2][A21][A30][A45]
Adaptation of services	1	2,22 %	[A11]

“Data-oriented system” usage:

- The main part of the selected papers focusses on how to design systems dealing with “pervasive information” in a generic manner ([A3][A4][A5][A15][A23][A36][A40][A43]) or in a more specific domain ([A6][A7][A8][A9][A10][A14][A22][A25][A27][A28][A29][A33][A37][A38][A39][A41][A42][A44]).
- Four papers ([A8][A9][A10][A38]) propose a framework to deal with IoT sensors-based systems without other added value than helping to understand where to locate the pervasive information in that domain (Framework on Specific Domain – Specific, localization of the IoT use - domain specific).
- Six papers provide an architectural framework for IoT sensors-based systems specific to an application domain with a way of working ([A27][A28][A41]) and with models ([A6][A39][A33]).
- 11 papers provide an architectural framework for IoT sensors-based systems with a way of working (([A6] [A25] [A36][A40][A43]) and with models ([A5][A14][A22] [A23] [A29] [A37]).

- Two papers ([A4][A42]) propose a new model and a way of working for IoT sensors based systems. [A4] proposes a modeling technique for the interactions between the sensor and the geographic environment in emerging sensor, whereas [A42] defines semantic annotations in a model to maintain the comprehension between the application layer and the physical layer.

The three remaining papers are :

- [A7] propose an authentication framework to ensure reliable and anonymous data-oriented services with anonymity, availability and security (*architectural framework – quality aspect enhancement of the IoT based system*).
- [A44] modifies a traditional state-transition-diagrams to specify the dynamic state change of a context (*Model modification, Product Model*)
- [A15] proposes to extend enterprise architectures for the “smart Port” application domain (*model modification, Product model*).

In the “**monitor & control systems**” usage, the aim of the pervasive information system is to monitor and control activities performed in a physical environment. It is handled by only three papers and it concerns smart building ([A13]), smart home ([A31]) and smart industry ([A34]). In more details:

- [A13] proposes an architectural framework to build an operation management of cloud ecosystem IoT platform for smart home device level, networking level, IoT platform level and operation management applications level (*way of working & models*).
- [A31] promotes at the design stage a model-driven digital twin construction for synthesizing the integration of cyber-physical systems with their information systems. Authors propose a *modified existing model* to handle specifically a “Smart home” system.
- [A34] targets a context-aware supervision for logistics asset management in the smart industry field. The authors propose concepts (*new model*) at the design level to the system implementation.

The « **Business improvement** » usage is the category we are interested in because it considered the information systems can be improved or extended by “pervasive services” which are related to IoT sensors and IoT actuators. This category is covered by only 4 papers where 3 are specific to a domain (smart energy [A2], smart logistics [A21] and Smart patient care [A30]) and only one is generic ([A45]). In more details,

- [A21] promotes an architectural framework at the design level to improve the supply-chain business systems by using a RFID technology to track the circulation of the product. The added value of this proposition is to help the user to understand where the pervasive services are located and the impact at the business level (*Localized the use of IoT - domain specific*).
- [A2] provides an architectural framework including concepts specifics to pervasive IS and models at 3 levels: *integration layer, data & analytics layer and IoT aware process layer*. It is used to propose a way of working at the design phase as well as models to use to specify each layer (*Way of Working & model*).
- [A30] promotes an architectural framework for a pervasive healthcare system focused on availability, interoperability, and performance, wherein components, their relationships and the necessary constraints are defined to contribute to easier implementation of these systems. At the design phase, it proposes *a way of working and models* to specify the pervasive healthcare system.
- [A45] proposes to extend Booch’s design methodology to handle ubiquitous specification in a generic manner. The specificity of the PIS is proposed by adding to the traditional way of working two early steps to deal with ubiquitous requirements specification and context specification (*Way of working*).

The « **Adaptation of service** » usage is covered by only 1 paper ([A11]) proposing a formal Context-awareness model at the design phase based on an ontology traceability to provide adaptive services to accomplish a specific goal at any moment and any place (*new model – Product model*). The IoT system is user-centric and focusing on mobile devices.

The “**technical improvement**” category concerns 11 papers where only one is specific to a domain (*smart water management* [A20]). The aspects of the PIS targeted by these papers are the following.

- Three papers are dealing with *access control aspect* of the PIS at the design phase by providing specific framework ([A12][A16][A32]).
- Two papers add *semantic facility with ontologies to context* at the design phase ([A18][A35]),
- Three papers deal with the *interaction between IoT physical layer to the service layer* with specific models at the design phase ([A1][A12][A20]) but [A12] extends the TOSCA standard to automate orchestration of services.
- One paper ([A19]) proposes a *support control aspect* in PIS as a service with a framework at the design phase including a hierarchy of ontologies.
- One paper ([A17]) targets the *reflexivity capability* required in PIS to integrate it in context-aware design of reflective middleware.

3.2.5. Application Domain

One of our goals is to analyze the impacted domains. Over our 45 papers, 19 papers are completely generic and don’t address a particular domain. On the remaining 26 papers, 20 are concerned about a specific application domain, whereas the other 6 gives some generic solution illustrated on a domain case study. For the 26 papers either specific or illustrating their generic solution on a specific domain, we refer to the smart applications taxonomy defined in [4] to characterize the domain. The following table shows the number of each paper for each represented domain.

Table 8. Application domains.

Application domain	Number	Main domain	Case study
Smart Applications for Persons	12		
Smart Healthcare	8	Smart Healthcare Monitoring ([A6]) Smart Patient Healthcare ([A29] [A39]), [A7] [A14] [A30]	[A42] [A44]
Smart Home	4	Smart home Building ([A13] [A28])	[A18] [A31]
Smart Applications for Environment	2		
Smart Natural Resource Management	2	Smart Water Management ([A20] [A25])	
Smart Applications for Society	4		
Smart City	2	Smart Urbanism ([A38] [A41])	
Smart Education	2	Smart Campus ([A37]) Smart University ([A9])	
Smart Applications for Enterprises	8		
Smart Agriculture	1	[A27]	
Smart Business Management	2	[A22]	[A19]
Smart Industry	3	Smart Energy ([A2]) Smart Logistics ([A21])	Smart Logistics ([A34])
Smart Transportation	2	[A10] [A33]	

We can conclude that the selected papers cover a large panel of smart applications domains. This means that any domain can be concerned and impacted by design and modeling in pervasive information systems.

3.2.6. Discussion

The analysis of the selected papers shows that only seven papers ([A13][A31][A34] [A2][A21][A30][A45]) deal with a PIS compliant with the definition detailed in Chapter 1. The “Business improvement” and “control & monitor system” are the usage types compliant with our PIS definition. More than half of the papers (26) aim at designing a system to manage “pervasive

information” from IoT-sensors based systems and less than a quarter of the papers concern an improvement of a technical aspect of a PIS.

The PIS vision, developed in Chapter 1, is structured by a set of layers from the infrastructure layer to the application or business process layer. In addition, it includes two main flows across layers - the bottom-up one corresponding to the data flow whereas the top-down one represents the adaptation flow. The bottom-up data flow represents the way of managing “pervasive information” from the lower layer to the upper layer. This flow is tackled by most of the research works. However, the top-down flow for adaption purpose is not handled explicitly in the selected papers on IoT or pervasive systems.

The seven papers compliant to our PIS definition deal with (1) an architectural framework connecting the lower layers (infrastructure or physical) to the upper layers (application or business processes) and (2) deal with the bottom-up data flow across layers. However, they are not mentioned explicitly the top-down adaptation flow. The architecture layers are used by 4 papers ([A2][A13][A30][A34]) to structure the way of working at the design phase and only one ([A45]) extends a traditional Information system design method (Booch’ design methodology). [A31] adapts the “digital twin” approach to integrate the cyber-physical systems with their information systems. Five papers ([A2][A13][A30][A31][A34]) propose at the design phase at least one modelling technique adapted to the PIS.

Beside these seven papers, we would like to underline the fact that [A15] extends existing enterprise architectures approaches for building IoT-based systems.

Before concluding on RQ2, we can highlight some research works that are based on new trends for sharing on the cloud “pervasive information” such as:

- [A10] is related to the Cloud of Thing (CoT). Cloud computing, coupled with IoT, gathers data from remote areas with wireless sensors and organizes them in an added-value service facility for a specific domain.
- [A23] uses the “smart space approach”. Smart spaces define a software development approach that enables creating service-oriented information systems for emerging computing environments of the Internet of Things (IoT). Such environments follow the paradigms of ubiquitous and pervasive computing and provide a growing multitude of digital networked devices surrounding their human users.
- [A40] handles the data management on Internet of Everything (IoE). The IoE is defined on top of the IoT by adding the human element to the IoT network. In particular, the IoE can improve quality of lives via smart connection between people, processes, data, and things. The ITU Telecommunication Standardization Sector characterizes the IoE as “*a worldwide base for the data society, empowering propelled administrations by interconnecting (physical and virtual) things taking into account existing and advancing interoperable data and correspondence innovations*” [8].

In addition, two papers address a relevant point for designing and developing a PIS :

- [A37] emphasizes the fact that pervasive information systems dealing with real space like a building or a University, an Airport, a station, etc. needs to integrate a “Building Information Modelling” (BIM) to at least the physical infrastructure IoT layer to be able to reason on it at the application layer.
- The top-down adaptation flow mentioned in our PIS vision can be handled with a reflexivity capability we can at least develop at the physical layer by a context-aware design of reflective middleware ([A17]).

As it is stated in [A15], “Today, many companies use models and tools that are based on enterprise architecture approaches for improving the alignment between business and IT. For managing the enterprise architecture, appropriate models need to be built, kept up-to-date and should be taken as a basis for decision making regarding issues that affect the relation between business and IT.” That’s why existing enterprise architecture (EA) models have to be extended or rethink to handle our PIS vision.

The research works exposed by the selected papers proposes an architectural framework, ways of working or/and models for a specific domain, a specific aspect of a PIS in order to connect the physical layer to the application layer. Only one paper [A45] refers to a traditional Information system design methodology or modelling techniques (Booch’s design methodology). However, the extension which

could be in [A45] but also external sources such as in [9] and [10] do not help stakeholders to envision the use of the IoT to improve business processes, it is why a domain-dependent approach could be more efficient to guide stakeholders to build PIS.

3.3 RQ3. How are met the PIS requirements in these design-dedicated research proposals?

One of our main goals is to analyze the fulfilling of the PIS requirements defined in Chapter 1. Table 9 shows the fulfilled PIS requirements (with an X in the cell) for each selected paper. Sometimes, the proposal does not give enough information to be able to decide and, in this case, a non-applicable sign (n/a) was put in the corresponding cell. Empty cells mean that the PIS requirement is not fulfilled.

Table 9. Requirements.

Article	Context Awareness	Heterogeneity	Transparency	Requirements satisfaction	Adaptation
[A1]	n/a	X	X	X	n/a
[A2]	X	X	X	X	X
[A3]		X	X	n/a	n/a
[A4]	n/a	X	X	X	n/a
[A5]	n/a	X	X	X	n/a
[A6]		X	n/a	n/a	n/a
[A7]		X	n/a	X	n/a
[A8]		X	X	X	n/a
[A9]	n/a	X	n/a	X	n/a
[A10]	X	X	X	X	X
[A11]	X		X	X	X
[A12]	n/a	X	n/a	X	n/a
[A13]	X	X	X	X	X
[A14]	n/a	X	X	X	n/a
[A15]		X	X	X	n/a
[A16]	X	X	n/a	n/a	n/a
[A17]	X	X	n/a	X	X
[A18]	X	X	n/a	n/a	X
[A19]	X	X	n/a	X	n/a
[A20]	n/a	X	n/a	X	n/a
[A21]			n/a	X	n/a
[A22]	n/a	X	X	X	n/a
[A23]	n/a	X	X	X	n/a
[A24]	n/a	X		X	X
[A25]	X	n/a	n/a	X	n/a
[A26]	n/a	X	n/a	X	n/a
[A27]	n/a	X	n/a	X	n/a
[A28]	X	X	n/a	X	n/a
[A29]	X	X		X	n/a
[A30]	X	X	X	X	n/a
[A31]	X	X	n/a	X	
[A32]	X	X	n/a	n/a	n/a
[A33]	n/a	X	n/a	n/a	n/a
[A34]	X	X	n/a	X	
[A35]	X	n/a	X	X	X
[A36]	X	X	n/a	X	n/a
[A37]	X	X	n/a	X	n/a
[A38]	X	X	n/a	X	n/a
[A39]	X	X	n/a	X	n/a
[A40]	X	X	n/a	X	n/a

[A41]	X	X	n/a	X	n/a
[A42]	X	X	n/a	X	n/a
[A43]	X	X	n/a	X	n/a
[A44]	X	X	n/a	n/a	n/a
[A45]	X	n/a	n/a	X	n/a

- Heterogeneity.** This requirement is present in 88,9 % of the sources (40 papers) as it is quite usual to manage several kind of IoT devices at the physical layer for a PIS. Two papers do not satisfy this requirement (empty cell) because at the physical level they choose to integrate only one technology ([A11] with mobile phone technology and [A21] with RFID technology). Three papers are not concerned (“n/a” cell) by the requirement because their proposal does not manage or are not concerned by the physical layer ([A25][A35][A45]).
- Requirements satisfaction.** 88,44 % of the sources are concerned about meeting the user needs or the purpose of the IoT based systems to improve the overall performance of the organization (38 papers). They meet this requirement when the proposal includes the application or business process layers in the architectural framework. Six papers are not concerned by this requirement (“n/a” cell) because they are only tackling in their proposal the data access control ([A16][A32][A44]) or are dedicated only to share or gather data ([A6][A3][A33]) without referring to the PIS at the designing phase.
- Context awareness.** It is considered in 57,8 % of the sources (26 papers). This requirement is satisfied by the research works where data are captured in the environment and also identified by the authors as a context information of entities and not only raw data. Twelve papers are not concerned by this requirement (“n/a” cell) because they are related to build a data-oriented IoT systems (IoT sensors-based systems) but they are concerned about capturing, sharing and distributing data without using them ([A4][A5][A9][A22][A27][A33]) or because their proposal is to improve a technical aspect which is not related to context information and management ([A1][A12][A14][A20][A24][A26]). Seven papers do not meet this requirement because they are related to the building of a data-oriented systems ([A3][A6][A7][A8][A15][A21][A23]) which observe and use data without considering these as context information of entities.
- Transparency.** This requirement is not a relevant characteristic for this bunch of sources as only fifteen papers are concerned about it. The purpose of this requirement is mainly to hide the heterogeneity of the IoT devices at the physical layer ([A1][A2][A3][A4][A5][A8][A10][A13][A14][A15][A22][A23][A30]) or to hide the complexity of the adaptation process ([A11][A35]). The proposal of the two papers [A24] and [A29] do not meet this requirement as the former paper proposes a model helping to choose the selected service without hiding the heterogeneity and the adaptation process whereas in the latter the heterogeneity is not handled at all. Twenty eight papers are not concerned by this requirement either because their proposal aim at designing data-oriented system or monitor & control system and they do not hide the heterogeneity or because their proposal is a technical improvement which is not concerned by heterogeneity or which do not hide at all the heterogeneity.
- Adaptation.** Not a lot of sources are taking this particular requirement into account. Only 15,56 % of the proposals ([A18][A24][A35][A17][A13][A12][A11]) meet this requirement as they handle the selection and/or the adaptation of services according to quality criteria or context information. Two papers ([A31][A34]) do not satisfied this requirement because the monitor & control systems they target does not include the selection or adaptation of services. Thirty six papers are not concerned by this requirement because they are targeting a data-oriented system or technical improvement without relation with adaptation.

Only two papers fulfill all the PIS requirements as defined in the first chapter.

- [A2] proposes an architectural concept, divided into three technical layers (integration, data and analytics, and IoT-aware processes) and a software prototype called SEPL. This proposal also fulfill two of the additional characteristics: it support the user’s business needs in a predictable and controlled manner (Determinism) and collect and process heterogeneous data automatically (Automatic).
- In [A13], the authors propose a building operation management cloud ecosystem for smart buildings, containing several levels, namely the building operation management application level, the IoT platform, networking level and the device level. However, it is difficult to determine if the proposal fulfills some additional characteristics.

Three papers fulfill 4/5 of the PIS requirements.

- [A10] introduced an edge information system for intelligent Internet of Vehicle, including edge caching, edge computing, and edge AI. Authors present platforms, design methodologies, and key use cases. It satisfies Context awareness, Heterogeneity, Transparency and Requirements satisfaction. It is difficult to determine if this proposal fulfill additional characteristics. However, if only one of them has to be fulfilled, it can only be the “Automatic” one.
- [A30] propose a software architecture for a cloud-based healthcare system for mobile patients. It is focused on non-functional requirements including availability, interoperability, and performance. The cloud major component is designed in the form of multiple independent clouds and also makes use of virtualization concept. The proposal satisfies Context awareness, Heterogeneity, Transparency and Requirements satisfaction. It is difficult to determine if the proposal fulfills some additional characteristics.
- [A35] adds contextual information to the semantic web service description to ensure the pervasive system adaptation and to change the web service behavior depending on the contextual information categories. Authors propose a methodological approach to assist the designers to develop PIS instances based on semantic web services and to adapt these instances to the user’s need in a specific contextual situation. This work satisfies Context awareness, Transparency, Requirements satisfaction and Adaptation. It is difficult to determine if it fulfills some additional characteristics.

24 sources fulfill 3/5 of the PIS requirements, each of them satisfying at least Heterogeneity and Requirement satisfaction. On this subset, 62% satisfy Context awareness, 33% Transparency and 8% Adaptation.

4 Conclusion and Open Issues

We conducted a systematic mapping study on papers addressing design and modeling in pervasive information systems. We had three research questions.

- To answer to *RQ1* (What is the distribution evolution of the sources?), we studied the distribution of the selected papers over time and issues and identified the most frequent words present in the selected sources.
- To answer *RQ2* (How is addressed the design and modeling of pervasive information systems in research proposals?), we then characterized the selected papers following the type, nature of the proposal, usage of the IoT system and application domain. It gave us some insight about the proposals in each of the sources.
- To answer to *RQ3* (How are met the PIS requirements presented in the first chapter of the book in these design-dedicated research proposals?) we finally looked if the proposal were fulfilling the requirements identified for pervasive information systems. Only two papers were fulfilling 100% of the PIS requirements and three papers 4/5 of them.

This literature review leads us to draw some conclusions. There are works in the literature which propose some interesting value about design and modeling in PIS but a common terminology is required in the field to be able to compare and link all the existing proposals on a more efficient way.

Our PIS vision uses a two-way flow between the layers : the data flow from the infrastructure layer to the management layer - bottom-up flow - and the adaptation flow the other way around – top-down flow (see chapter 1). The bottom-up flow is mostly taken into account in the selected works of our

dataset, whereas the top-down one is usually ignored. The reflexivity capability and the context-awareness in middleware are important elements but are not usual in information system development method. New methodologies must be defined to handle correctly adaptive systems. We also highlighted that a domain-dependent approach could be more efficient to guide stakeholders to build PIS and to help them to envision the use of the IoT to improve business processes. Moreover, existing enterprise architecture (EA) models have to be extended or rethink to handle our PIS vision and to take into account the two-way flows of the PIS dynamics. Information about building (BIM) and physical environment should be integrated in the design methodology for domain-specific PIS like smart university, smart airport, and so on.

The majority of the systems used in the selected works can't be qualified as pervasive information system as we have defined it earlier as they mostly have a pervasive information vision (they use only the bottom-up flow). They don't fulfill all of the five requirements stated in chapter one and usually don't give any information about the additional characteristics.

References

- [1] Petersen, K., Feldt, R., Mujtaba, S., and Mattsson, M.: Systematic mapping studies in software engineering. In 12th Intl Conference on Evaluation and Assessment in Software Engineering, volume 17 (2008)
- [2] Thomson, S. B.. Qualitative Research: Validity. JOAAG, Vol. 6. No 1 (2011)
- [3] Wieringa, R., Maiden, N. A. M., Mead, N. R. & Rolland, C.: Requirements engineering paper classification and evaluation criteria: a proposal and a discussion, *Requir. Eng.* 11(1), 102–107 (2006).
- [4] Kornysheva E., Deneckere, R., Sadouki K., Gressier-Soudan E., Brinkkemper S., Smart Life: Review of the Contemporary Smart Applications, 16th International Conference on Research Challenges in Information Science (RCIS 2022), May 2022, Barcelona, Spain (2022)
- [5] Borgida, A. Conceptual Modeling of Information Systems. In: Brodie, M.L., Mylopoulos, J. (eds) On Knowledge Base Management Systems. Topics in Information Systems. Springer, New York, NY (1986)
- [6] Olivé A. Conceptual Modeling of Information Systems, Springer (2007)
- [7] Ng I. C.L., Wakenshaw S. Y.L., The Internet-of-Things: Review and research directions, *International Journal of Research in Marketing*, Volume 34, Issue 1, March 2017, Pages 3-21
- [8] Majeed, A.: Developing countries and internet-of-everything (IoE). In: 2017 IEEE 7th Annual Computing and Communication Workshop and Conference (CCWC), pp. 1–4. IEEE (2017)
- [9] Zimmermann, A. et al.: Digital Enterprise Architecture – Transformation for the Internet of Things. In: IEEE EDOCW 2015, pp. 130-138 (2015).
- [10] Bassi, A. et al.: Enabling things to talk. Springer, New York (2013).

SMS References

- [A1] Zúñiga-Prieto, M. et al. IOT-ADL: An ADL for describing cloud IoT applications. *J. Comput.* **29**, 264–273 (2018).
- [A2] Zschörnig, T., Wehlitz, R., Rößner, I. & Franczyk, B. SEPL: An IoT platform for value-added services in the energy domain: Architectural concept and software prototype. *ICEIS 2018 - Proc. 20th Int. Conf. Enterp. Inf. Syst.* **1**, 593–600 (2018).
- [A3] Zimmermann, A. et al. Decision-controlled digitization architecture for internet of things and microservices. *Smart Innov. Syst. Technol.* **73**, 82–92 (2018).
- [A4] Zhang, F., Xu, Y. & Chou, J. A novel Petri nets-based modeling method for the interaction between the sensor and the geographic environment in emerging sensor networks. *Sensors (Switzerland)* **16**, (2016).
- [A5] Shang, X., Zhang, R., Zhu, X. & Zhou, Q. Design theory, modelling and the application for the Internet of Things service. *Enterp. Inf. Syst.* **10**, 249–267 (2016).
- [A6] Xu, B. et al. The design of an m-Health monitoring system based on a cloud computing platform. *Enterp. Inf. Syst.* **11**, 17–36 (2017).
- [A7] Tai, W. L., Chang, Y. F. & Lo, Y. L. An Anonymity, Availability and Security-Ensured Authentication Model of the IoT Control System for Reliable and Anonymous eHealth Services. *J. Med. Biol. Eng.* **39**, 443–455 (2019).
- [A8] Qu, L. & Hou, J. H. Port information platform service design based on internet of things technologies. *ACM Int. Conf. Proceeding Ser.* 164–169 (2017) doi:10.1145/3158233.3159309.
- [A9] Songsom, N., Nilsook, P., Wannapiroon, P., Fung, L. C. C. & Wong, K. W. System design of a student relationship management system using the internet of things to collect the digital footprint. *Int. J. Inf. Educ. Technol.* **10**, 222–226 (2020).
- [A10] Razzaq, N. et al. Cloud of things (CoT) based parking prediction. *Int. J. Adv. Comput. Sci. Appl.* **11**, 645–654 (2020).

- [A11] 2Nebhani, N., Lapayre, J. C. & Bouhleb, M. S. Ontology traceability for the adaptation of services in pervasive environment. *2016 IEEE Int. Conf. Syst. Man, Cybern. SMC 2016 - Conf. Proc.* 4543–4548 (2017) doi:10.1109/SMC.2016.7844947.
- [A12] Zimmermann, M., Breitenbücher, U. & Leymann, F. A TOSCA-based programming model for interacting components of automatically deployed cloud and IoT applications. *ICEIS 2017 - Proc. 19th Int. Conf. Enterp. Inf. Syst.* **2**, 121–131 (2017).
- [A13] Wang, M., Qiu, S., Zhang, G., Yu, J. & Wang, Y. An Operation Management Cloud Ecosystem for Smart Buildings Based on Internet of Things. *2017 IEEE 7th Annu. Int. Conf. CYBER Technol. Autom. Control. Intell. Syst. CYBER 2017* 1627–1630 (2018) doi:10.1109/CYBER.2017.8446174.
- [A14] Thangaraj, M., Ponnalar, P. P. & Anuradha, S. Internet of Things (IOT) enabled smart autonomous hospital management system - A real world health care use case with the technology drivers. *2015 IEEE Int. Conf. Comput. Intell. Comput. Res. ICCIC 2015* (2016) doi:10.1109/ICCIC.2015.7435678.
- [A15] Schirmer, I., Drews, P., Saxe, S., Baldauf, U. & Tesse, J. Extending enterprise architectures for adopting the internet of things – Lessons learned from the smartPORT projects in Hamburg. *Lect. Notes Bus. Inf. Process.* **255**, 169–180 (2016).
- [A16] Nespola, P. *et al.* PALOT: Profiling and authenticating users leveraging internet of things. *Sensors (Switzerland)* **19**, (2019).
- [A17] Mongiello, M., di Noia, T., Nocera, F., di Sciascio, E. & Parchitelli, A. Context-aware design of reflective middleware in the internet of everything. *Lect. Notes Comput. Sci. (including Subser. Lect. Notes Artif. Intell. Lect. Notes Bioinformatics)* **9946 LNCS**, 423–435 (2016).
- [A18] Mingozzi, E. *et al.* Semantic-based context modeling for quality of service support in IoT platforms. *WoWMoM 2016 - 17th Int. Symp. a World Wireless, Mob. Multimed. Networks* (2016) doi:10.1109/WoWMoM.2016.7523563.
- [A19] Lyu, M., Biennier, F. & Ghodous, P. Integration of ontologies to support Control as a Service in an Industry 4.0 context. *Serv. Oriented Comput. Appl.* **15**, 127–140 (2021).
- [A20] Liu, Z. *et al.* A Case Study of Service-Centric IoT Model for Rural Sewage Disposal. *Proc. - 2018 IEEE 15th Int. Conf. E-bus. Eng. ICEBE 2018* 133–138 (2018) doi:10.1109/ICEBE.2018.00029.
- [A21] Li, Z. A study of agricultural products distribution using the internet of things. *Int. J. Simul. Syst. Sci. Technol.* **17**, 13.1-13.5 (2016).
- [A22] Li, M., Xu, G., Shao, S., Lin, P. & Huang, G. Q. Ubiquitous cloud object for fine-grained resource management in e-commerce logistics. *Adv. Transdiscipl. Eng.* **5**, 1049–1056 (2017).
- [A23] Korzun, D. On the smart spaces approach to semantic-driven design of service-oriented information systems. *Commun. Comput. Inf. Sci.* **615**, 181–195 (2016).
- [A24] Jin, X., Chun, S., Jung, J. & Lee, K. H. A fast and scalable approach for IoT service selection based on a physical service model. *Inf. Syst. Front.* **19**, 1357–1372 (2017).
- [A25] Howell, S., Rezgui, Y. & Beach, T. Integrating building and urban semantics to empower smart water solutions. *Autom. Constr.* **81**, 434–448 (2017).
- [A26] Gkioulos, V., Rizos, A., Michailidou, C., Mori, P. & Saracino, A. Enhancing usage control for performance: An architecture for systems of systems. *Lect. Notes Comput. Sci. (including Subser. Lect. Notes Artif. Intell. Lect. Notes Bioinformatics)* **11387 LNCS**, 69–84 (2019).
- [A27] Gill, S. S., Buyya, R. & Chana, I. IoT based agriculture as a cloud and big data service: The beginning of digital India. *J. Organ. End User Comput.* **29**, 1–23 (2017).
- [A28] Bottaccioli, L. *et al.* Building Energy Modelling and Monitoring by Integration of IoT Devices and Building Information Models. *Proc. - Int. Comput. Softw. Appl. Conf.* **1**, 914–922 (2017).
- [A29] Triantafyllidis, A. K. *et al.* Framework of sensor-based monitoring for pervasive patient care. *Healthc. Technol. Lett.* **3**, 153–158 (2016).
- [A30] Tahmasbi, A., Adabi, S. & Rezaee, A. Behavioral Reference Model for Pervasive Healthcare Systems. *J. Med. Syst.* **40**, (2016).
- [A31] Kirchhof, J. C., Michael, J., Rumpe, B., Varga, S. & Wortmann, A. Model-driven digital twin construction: Synthesizing the integration of cyber-physical systems with their information systems. *Proc. - 23rd ACM/IEEE Int. Conf. Model Driven Eng. Lang. Syst. Model. 2020* 90–101 (2020) doi:10.1145/3365438.3410941.
- [A32] Kashmar, N., Adda, M., Atieh, M. & Ibrahim, H. Access control metamodel for policy specification and enforcement: From conception to formalization. *Procedia Comput. Sci.* **184**, 887–892 (2021).
- [A33] Herrera-Quintero, L. F., Banse, K., Vega-Alfonso, J. & Venegas-Sanchez, A. Smart ITS sensor for the transportation planning using the IoT and Bigdata approaches to produce ITS cloud services. *2016 8th Euro Am. Conf. Telemat. Inf. Syst. EATIS 2016* (2016) doi:10.1109/EATIS.2016.7520096.
- [A34] Feng, F., Pang, Y. & Lodewijks, G. Towards context-aware supervision for logistics asset management: Concept design and system implementation. *Lect. Notes Bus. Inf. Process.* **277**, 3–19 (2017).
- [A35] Fatma, A., Jedidi, A. & Gargouri, F. Semantic Web service and pervasive information system conceptual adaptation. *Int. J. Pervasive Comput. Commun.* **12**, 466–502 (2016).
- [A36] Donnal, J. S. Wattsworth: An Open-Source Platform for Decentralized Sensor Networks. *IEEE Internet Things J.* **7**, 189–196 (2020).
- [A37] Dave, B., Buda, A., Nurminen, A. & Främling, K. A framework for integrating BIM and IoT through open standards. *Autom. Constr.* **95**, 35–45 (2018).

- [A38] Chen, M. & Lin, Y. Exploration and implementation of intelligent park information system based on cloud computing and Internet of Things. *Int. J. online Biomed. Eng.* **15**, 115–128 (2019).
- [A39] Celesti, A. *et al.* How to develop IoT cloud e-health systems based on fiware: A lesson learnt. *J. Sens. Actuator Networks* **8**, (2019).
- [A40] AlSuwaidan, L. Data Management Model for Internet of Everything. *Lect. Notes Comput. Sci. (including Subser. Lect. Notes Artif. Intell. Lect. Notes Bioinformatics)* **11673 LNCS**, 331–341 (2019).
- [A41] Guo, H., Petersen, S. A., Gao, S., Li, J. & Bokolo, A. J. Embracing modern technologies and urban development trends: Initial evaluation of a smart city enterprise architecture frameworks. *Lect. Notes Bus. Inf. Process.* **381 LNBIP**, 247–257 (2020).
- [A42] Hussain, A. & Wu, W. Sustainable interoperability and data integration for the IoT-based information systems. *Proc. - 2017 IEEE Int. Conf. Internet Things, IEEE Green Comput. Commun. IEEE Cyber, Phys. Soc. Comput. IEEE Smart Data, iThings-GreenCom-CPSCoM-SmartData 2017* **2018-Janua**, 824–829 (2018).
- [A43] Santiago, A. R., Antunes, M., Barraca, J. P., Gomes, D. & Aguiar, R. L. SCoTv2: Large scale data acquisition, processing, and visualization platform. *Proc. - 2019 Int. Conf. Futur. Internet Things Cloud, FiCloud 2019* 318–323 (2019) doi:10.1109/FiCloud.2019.00053.
- [A44] Kayes, A. S. M. *et al.* Dynamic Transitions of States for Context-Sensitive Access Control Decision. *Lect. Notes Comput. Sci. (including Subser. Lect. Notes Artif. Intell. Lect. Notes Bioinformatics)* **11233 LNCS**, 127–142 (2018).
- [A45] Aimene, S. & Rassoul, I. Integration of ubiquitous specifications in the lifecycle of design object oriented. *Adv. Intell. Syst. Comput.* **612**, 513–519 (2017).