



# Perspectives of CO<sub>2</sub> utilization as a negative emission technology

Lucas Desport, Sandrine Seloisse

## ► To cite this version:

Lucas Desport, Sandrine Seloisse. Perspectives of CO<sub>2</sub> utilization as a negative emission technology. Resources, Conservation and Recycling, 2022, 180, pp.106150. 10.1016/j.seta.2022.102623 . hal-03897245


**HAL Id: hal-03897245**

**<https://hal.science/hal-03897245>**

Submitted on 13 Dec 2022

**HAL** is a multi-disciplinary open access archive for the deposit and dissemination of scientific research documents, whether they are published or not. The documents may come from teaching and research institutions in France or abroad, or from public or private research centers.

L'archive ouverte pluridisciplinaire **HAL**, est destinée au dépôt et à la diffusion de documents scientifiques de niveau recherche, publiés ou non, émanant des établissements d'enseignement et de recherche français ou étrangers, des laboratoires publics ou privés.



## Review article

Perspectives of CO<sub>2</sub> utilization as a negative emission technologyLucas Desport<sup>a,b,\*</sup>, Sandrine Selosse<sup>a</sup><sup>a</sup> Mines Paris, PSL University, CMA - Centre for Applied Mathematics, Rue Claude Daunesse, 06904, Sophia Antipolis, France<sup>b</sup> TotalEnergies, OneTech, R&D, 2 place Jean Millier, 92078 Paris la Défense, France

## ARTICLE INFO

## Keywords:

Negative emissions  
Carbon capture utilization  
Energy models  
CO<sub>2</sub>-based products  
Climate change mitigation

## ABSTRACT

In the race to net zero, attention is turning to solutions that remove carbon dioxide from the atmosphere. Among them, technologies for the capture and geological storage of atmospheric CO<sub>2</sub> are promising, while the capture and utilization of CO<sub>2</sub> is a more uncertain way to significantly mitigate climate change. In this review, we aim at examining solutions to utilize and store CO<sub>2</sub> in products in order to identify those eligible for negative emissions and quantify their potentials. First, we review the scientific literature and point out that CO<sub>2</sub> utilization could both enable the production of goods and suck CO<sub>2</sub> out of the atmosphere if employed for solvents, refrigerants or working fluids, or converted into carbonates and plastics. Then, we review energy models that explore the future potential of CO<sub>2</sub> utilization to understand whether negative emissions are envisioned through CO<sub>2</sub> utilization routes. We note that only a few models represent the negative emissions value chains through CO<sub>2</sub> utilization, and even fewer report them in the results of their exercise. Finally, we discuss the feasibility and impacts of CO<sub>2</sub> utilization deployment as well as its representation in energy models, considering the complexity of this value chain.

## Introduction

It is acknowledged by the scientific community that anthropogenic greenhouse gas (GHG) emissions are responsible for global warming and climate change, CO<sub>2</sub> being the largest contributor. Although methane is 28 times more potent, CO<sub>2</sub> is emitted in such high quantities that its related emissions accounted for roughly 76 % of global warming in 2010 [1]. To tackle these emissions, global agreements have been ratified, such as with the Kyoto Protocol, which engaged the signatories to constrain their GHG emissions, up to the more ambitious and binding Paris Agreement [2]. Since its ratification in 2016 by 195 of the 197 countries recognized by the United Nations, companies and governments around the world have announced a series of novel climate commitments. These commitments aim at mitigating the climate impacts due to anthropological activities, referred to as a *net zero emissions* (NZE) ambition - or carbon neutrality.

Global carbon neutrality can be defined as a balance between anthropogenic CO<sub>2</sub> emissions and anthropogenic CO<sub>2</sub> removals [3]. Removing as much CO<sub>2</sub> as that emitted by human activity each year is necessary to stop the build-up of CO<sub>2</sub> in the atmosphere, and thus stabilize mean temperatures. In order to meet the 1.5 °C objective of the Paris Agreement, the NZE target must be achieved by the middle of the

21st century [4,5], and it requires action now.

Given the challenge, organizations must rely on two means: reducing emissions and increasing carbon sinks [6]. On the one hand, reducing emissions relies on four major levers: energy efficiency [7]; demand reduction [8] – which lowers emissions but cannot eliminate them; the replacement of fossil fuels with clean renewable energy carriers for energy generation [9]; and Carbon Capture Utilization and Storage (CCUS) [10]. On the other hand, carbon sinks represent natural or unnatural options that absorb and remove CO<sub>2</sub> from the atmosphere, which is possible via natural-based carbon sinks (afforestation, reforestation, biochar and enhanced weathering), or via industrial techniques (Bioenergy with Carbon Capture and Storage (BECCS), Direct Air Capture with Storage (DACS) and Carbon Capture and Utilization (CCU)) [11]. Therefore, CCUS is a set of technologies that can both reduce emissions and remove CO<sub>2</sub> from the atmosphere.

To be more specific, Carbon Capture and Storage (CCS) consists in capturing CO<sub>2</sub> emissions from human activities (e.g. fossil-based power generation plants) and storing them underground to phase out a facility's emissions [12]. If fossil fuel is the origin of CO<sub>2</sub>, then this technology cannot perform negative emissions and is thus not considered as a carbon sink technology. However, if the CO<sub>2</sub> comes from biomass combustion (BECCS) or directly from the atmosphere (DACS), then the

\* Corresponding author at: Mines Paris, PSL University, CMA - Centre for Applied Mathematics, Rue Claude Daunesse, 06904, Sophia Antipolis, France.

E-mail address: [lucas.desport@mines-paristech.fr](mailto:lucas.desport@mines-paristech.fr) (L. Desport).

<https://doi.org/10.1016/j.seta.2022.102623>

Received 20 August 2021; Received in revised form 8 July 2022; Accepted 13 August 2022

Available online 27 August 2022

2213-1388/© 2022 Elsevier Ltd. All rights reserved.

storage results in negative emissions because atmospheric CO<sub>2</sub> has been absorbed during the growing of biomass, and therefore its combustion is considered as CO<sub>2</sub>-neutral. The potential of CCS to generate negative emissions has been widely studied and is now fully recognized as inevitable to achieve net-zero commitment [4,13,14]. However, CCS is much more expensive than conventional processes [12,15], raising concerns on its economic viability and its deployment. With CCU, the captured CO<sub>2</sub> is not destined for geological storage but may be utilized to run processes or transformed into another valuable product in which it will be sequestered subsequently for a certain period. Because CO<sub>2</sub> can be used and enhanced, CCU technologies have been recognized to stimulate the economic viability of CCS technologies [13,16]. In some cases, CCU can be considered as a *negative emission technology* (NET)<sup>1</sup> - that we call CCUNET<sup>1</sup> - if and only if the CO<sub>2</sub> captured is climate neutral and sequestered for long enough. Some CO<sub>2</sub>-based products, such as fuels, have great deployment potential in future markets, but cannot contribute as a NET option because the CO<sub>2</sub> is released during their utilization (e.g. through combustion). In contrast, CO<sub>2</sub>-based plastics or building materials could sequester CO<sub>2</sub> for decades or even centuries [17,18] but this opportunity has received much less attention. To tackle economic and climate mitigation concerns, it would be extremely interesting to capture CO<sub>2</sub> not only to generate negative emissions, but also to produce goods, as a combination of CCU and NETs, thus bridging the gap between CCS and CCU.

In the literature, several researchers have reviewed and estimated the prospects for CCU as a whole, i.e. not focusing on CCUNET. The International Energy Agency (IEA) envisions in its Sustainable Development Scenario (SDS) that CCUS will contribute to reducing cumulative CO<sub>2</sub> emissions by 15 % until 2070 [13]. This represents the cumulative storage of 240 GtCO<sub>2</sub>, of which 20 % is captured from the atmosphere through BECCS (94 %) and DAC (6 %). 92 % of the captured CO<sub>2</sub> is sent underground and the remaining 8 % is used. Although the targeted capture sources and industrial sectors are known, there is little insight into what the CO<sub>2</sub> is used for, with the IEA recognizing that 'the prospects for CO<sub>2</sub>-based products are very difficult to assess'. In 2013, Aresta et al. mapped the current state of CO<sub>2</sub> use in terms of the tonnage employed worldwide to produce a range of industrial goods, also called CO<sub>2</sub>-based products [19]. They estimated the global amount at 200 MtCO<sub>2</sub> of which 15 kt could generate negative emissions by producing carbonates or polycarbonates. The Global CCS Institute also performed an assessment of the current and future markets with more details on the CO<sub>2</sub>-based products options [20]. Their estimation for future negative emissions generated with CCU is in the range of 335 to 630 Mtpa from the manufacture of carbonates, concrete or aluminum. Armstrong and Styring focused on the specific use of CO<sub>2</sub> to recover hydrocarbons, i.e. CO<sub>2</sub> Enhanced Oil Recovery (EOR). As some of the CO<sub>2</sub> is buried to pressurize the reservoir and recover the remaining oil in the bottom of the well, the authors estimated that the net CO<sub>2</sub> sequestered to enhance recovery is not enough to compensate the emissions due to oil combustion, which means it is not a CCUNET option. The authors have produced different scenarios consistent with 2030 reduction targets worldwide that result in a potential for negative emissions through CCU including waste mineralization and polymers between 0.1 and 0.8 GtCO<sub>2</sub> used. Rather than estimating the current market and its development, Huang and Tan estimated the CO<sub>2</sub> reduction potentials per ton of CO<sub>2</sub>-based microalgae, urea, polycarbonate, methanol, dimethyl ether, and dimethyl ethylene [21]. The authors also reported the global demand, with an estimated potential CO<sub>2</sub> emission reduction of 269 MtCO<sub>2</sub> per year, of which only 2.15 MtCO<sub>2</sub> can be turned into negative emissions if climate-neutral CO<sub>2</sub> is used to manufacture polycarbonates and dimethyl carbonates. Finally, one study concentrates on the prospects of CO<sub>2</sub> utilization and removal considering the variety of CCU

options, in an aggregated manner [22]. The authors estimate a range of removal and utilization potential of CCU in 2050. In terms of negative emissions, their estimates show that 100 to 1,400 MtCO<sub>2</sub> per year could be utilized and removed in 2050 through CO<sub>2</sub> mineralization in building materials. The review of existing studies assessing the current and future potential of CO<sub>2</sub> utilization shows that little attention has been paid to CO<sub>2</sub> removal with CCU techniques – or CCUNETs. Moreover, none of the aforementioned studies include all CCUNET possibilities. The literature assesses different indicators that express the potential roll-out of CO<sub>2</sub> utilization:

- 1) The quantity of CO<sub>2</sub> utilized, now or in the future, useful to reflect the scale of capture needs.
- 2) The quantity of CO<sub>2</sub> reduced or removed through CCU routes in the future, useful to reflect the effectiveness of CO<sub>2</sub> utilization.

Considering the aforementioned review articles, scientists have concentrated their research on the estimation of CCU potentials without worrying about CO<sub>2</sub> removal. In the present paper, we only focus on technological pathways of CO<sub>2</sub> utilization as a NET by defining the concept and assessing in detail its perspectives. An additional novelty of this paper is that perspectives for CCUNET are assessed and discussed in light of the results of prospective models in the literature. We start with a review of the different alternatives that CO<sub>2</sub> utilization has to offer and then identify those that are eligible for negative emissions (Section 2). In this section, we aim at defining what we call CCUNET and at estimating the global potential of CO<sub>2</sub> that could be utilized for negative emission purposes, considering the current markets. Thirdly, we review prospective energy models that project the future of the energy systems around the world, including CCU technologies as a mitigation technology alternative (Section 3). For these models, we select only those that include CO<sub>2</sub> utilization processes capable of generating negative emissions that we have identified and discussed in Section 2. We analyze the results the models deliver in terms of the quantity of CO<sub>2</sub> utilized. This allows us to give a critical viewpoint of what the future utilization of CO<sub>2</sub> might be and to what extent we might need it to achieve carbon neutrality. In the last section, we discuss the role of CCU as a NET (Section 4) to clarify the implications of CCUNET roll-out as well as the commonly used CCUS acronym, which confuses the debate on CO<sub>2</sub> utilization.

### CCU for negative emissions: state-of-the-art

For a CCU route to be qualified as a NET, capturing climate-neutral CO<sub>2</sub> is a prerequisite. This can be achieved by capturing atmospheric CO<sub>2</sub> directly from the air (DAC), or by capturing biogenic CO<sub>2</sub>, i.e. CO<sub>2</sub> that has been emitted from the combustion or gasification of biomass. We explicit these technologies in subsection 2.1.

Two technological pathways of CO<sub>2</sub> utilization can be differentiated: the direct utilization of CO<sub>2</sub> (DUC) and the conversion of CO<sub>2</sub> into a valuable product in which CO<sub>2</sub> is a co-reactant. In this section, the respective benefits of DUC and CO<sub>2</sub> conversion to reach the NZE target are discussed based on an analysis of the market they supply, the type of product they deliver, and their potential to substitute current products and sequester CO<sub>2</sub>. These elements are essential to determine in which cases CCU is a promising NET.

The combination of climate-neutral CO<sub>2</sub> capture and use in goods or processes that sequester CO<sub>2</sub> for a long period can be qualified as a negative emissions technology, or CCUNET.

#### Capture of climate-neutral CO<sub>2</sub>

Climate-neutral CO<sub>2</sub> denotes carbon dioxide molecules that do not contribute to the build-up of CO<sub>2</sub> in the atmosphere when emitted. This property is attributable only if the CO<sub>2</sub> has been extracted from the atmosphere in the first place – and not generated from the use of fossil fuel

<sup>1</sup> Carbon Capture and Utilization as a Negative Emission Technology (CCUNET).

resources. This category includes two types i.e. atmospheric CO<sub>2</sub> which is extracted directly from the atmosphere, and biogenic CO<sub>2</sub>, which denotes atmospheric CO<sub>2</sub> that has been absorbed by the photosynthesis of biomass and then released when combusted or fermented. For both types, emissions are considered as neutral from a climate perspective because the CO<sub>2</sub> is recycled from the atmosphere. Using climate-neutral CO<sub>2</sub> is fundamental for generating negative emissions. However, fossil CO<sub>2</sub> emissions can occur during the process of capturing these CO<sub>2</sub> molecules, which compromises their neutral property. This aspect is discussed in section 4. In terms of technology, DAC processes and BECC processes have been proven feasible to generate respectively pure atmospheric CO<sub>2</sub> [23,24] and pure biogenic CO<sub>2</sub> [12,25] to be stored or used.

#### Direct utilization of CO<sub>2</sub> to run processes

The direct utilization of CO<sub>2</sub> aims at employing the chemical properties of the carbon dioxide molecule in industrial processes as a utility, thus participating in the manufacture of a final product that does not contain CO<sub>2</sub>. Many minor applications of DUC are currently commercialized, while some others could be developed in the future and be potentially helpful to reach NZE targets [20]. To be carbon negative, the amount  $A_{atm}$  of climate-neutral CO used in a DUC system should not exceed the emissions associated with the energy required to capture atmospheric CO<sub>2</sub>  $E_{energy}$  plus the leaks within the process  $E_{process}$  in a cradle-to-gate approach – see Fig. 1.

The specificity of a DUC process is that the CO<sub>2</sub> emitted by the final product is not the CO<sub>2</sub> that was used to manufacture it, which makes allocation of the emitted CO<sub>2</sub> difficult [26]. A wide range of products are – and can be – manufactured from CO<sub>2</sub> [27]. Enhanced oil recovery (EOR) currently utilizes about 70 to 80 Mt of CO<sub>2</sub> annually [33], making it the most widespread DUC process. The principle of EOR is to inject supercritical CO<sub>2</sub> into an oil reservoir, reducing its viscosity and draining it to the surface [12]. EOR accounts for about 5 % of US crude oil production [29]. Part of the injected CO<sub>2</sub> is sequestered inside the rocks' pores, and another part is brought to the surface together with oil before being separated. However, the quantification of the fraction vented, and the fraction stored is difficult to assess and depends on the properties of the rocks. An estimation is that 296 kg of CO<sub>2</sub> are utilized to recover one barrel of oil [12] while the combustion of one barrel emits 430 kg of CO<sub>2</sub> [30]. It should be noted that the IEA argues that EOR could produce carbon-negative oil [31]. As these values can vary from one EOR project to another, Life-Cycle Assessments (LCAs) are essential [12,32,33] and should be systematically performed for each new EOR project. Although this is the only commercialized and viable option for DUC, the technique is often considered to be an unreliable climate mitigation option because it encourages the consumption of fossil fuels [34,35]. A similar application is the recovery of methane from coal mines. Enhanced coal-bed methane (ECBM) recovery consists in injecting CO<sub>2</sub> into coal seams to

extract natural gas that is partly trapped in the porous coal grains while imprisoning CO<sub>2</sub> in the ground [36]. ECBM recovery is not currently commercialized but appears to be environmentally beneficial. Indeed, in 2017, Oudinot et al. estimated a potential recovery in coal beds of 80 kg of sequestered CO<sub>2</sub> per thousand cubic feet of natural gas [37], whose combustion emits 55 kg of CO<sub>2</sub> [30].

CO<sub>2</sub> molecules are non-flammable, non-toxic [38] and inert [39], making them suitable for preserving organic products, as for instance, in winemaking [40]. Minor direct uses of CO<sub>2</sub> also include fire extinguishers and pneumatics [41]. Other current utilizations of CO<sub>2</sub> concern the iron and steel industry [42], coffee decaffeination (448 kg of CO<sub>2</sub> to decaffeinate 1 kg of coffee) [43], pharmaceutical processes [44], and electronics manufacturing [45]. In these processes, the CO<sub>2</sub> is used to manufacture final products, and in some cases, it is recycled to be used again, depending on the production site and process. As long as the CO<sub>2</sub> employed in the process is recycled and kept away from the atmosphere, the process itself could serve as an artificial sink. CO<sub>2</sub> used as a refrigerant and solvent (for perfumery and textile industries) is a good candidate for this purpose. 'A green solvent would be non-flammable, nontoxic, nonecotoxic, abundant, renewable, easy to prepare, easy to remove from product, non-eutrophying, and would not contribute to global warming' [46]. Except for the global warming aspect, "CO<sub>2</sub> meets these criteria" whilst conventional solvents are either toxic and/or flammable. Obtained under high pressures and temperatures, supercritical CO<sub>2</sub> solvent has a global use of less than 1 Mt per year [20], while the global annual demand for solvents was estimated at 28.5 Mt in 2020 [47]. Additionally, most of the refrigerants used today are harmful to the environment due to their huge global warming potential (GWP) [48], whereas CO<sub>2</sub> has a much lower GWP (roughly 1,000 times less). Therefore, replacing conventional refrigerants with CO<sub>2</sub> seems attractive to avoid the leakage of noxious refrigerants and to sequester CO<sub>2</sub> into heat pumps and pipes. However, technical challenges related to the use of CO<sub>2</sub> as a refrigerant cannot be ignored. The process requires liquefying CO<sub>2</sub> at very high pressure, which raises safety and feasibility concerns if used in residential or commercial environments.

An emerging DUC technology is the recovery of geothermal energy enhanced by injecting supercritical CO<sub>2</sub>. Enhanced geothermal systems (EGS) consist in extracting geothermal energy by fracturing the rocks with water, which is subsequently heated and transformed into steam run through a turbine in a closed-loop system. Instead of injecting water, in 2006, the Lawrence Berkeley Laboratory proposed to inject CO<sub>2</sub> as a novel working medium supposed to be "superior to water in its ability to mine the heat stored in a geothermal reservoir". Although the technology faces major as-yet unsolved technical challenges [49], it is nonetheless a unique process that enables the extraction of renewable resources while sequestering CO<sub>2</sub>. In theory, there is no doubt that LCA studies would demonstrate that EGS removes CO<sub>2</sub> while producing heat and power. However, the suitability of geothermal reservoirs for permanent CO<sub>2</sub> storage is uncertain [20].

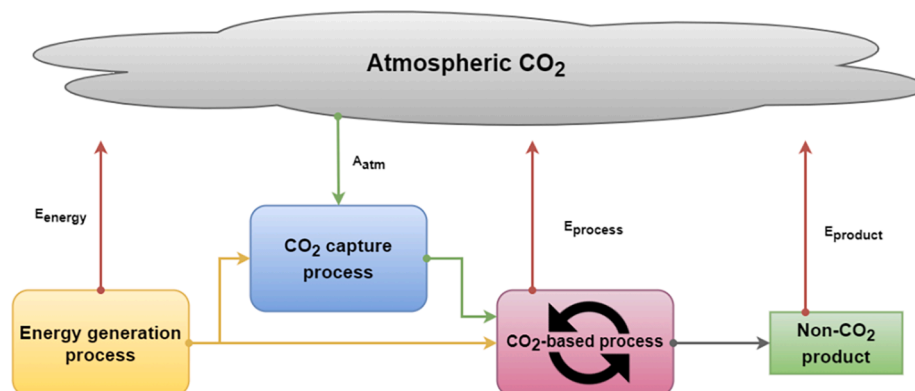


Fig. 1. . Simplified block-flow diagram of a DUC chain [Source: author] {color image, single column fitting image}.

Globally, current DUC represents roughly 97 MtCO<sub>2</sub>/y, mostly driven by EOR demand [20]. However, no DUC processes have yet demonstrated their ability to deliver negative emissions at a commercial scale. Some applications, namely CO<sub>2</sub> as solvents and refrigerants, could act as carbon sinks. In other words, DUC processes could behave just like geological storage, and the storage system would be the process itself. The advantage is that, unlike DACS or BECCS, DUC carbon-sequestering processes produce a valuable product at the end.

For any DUC process aiming to bring negative emissions, the following requisites must be verified:

- 1) Ensure that the captured CO<sub>2</sub> is atmospheric.
- 2) Provide sufficiently low-carbon energy to capture CO<sub>2</sub>.
- 3) Prevent the DUC process from CO<sub>2</sub> leakages so that CO<sub>2</sub> is trapped in the process, recycled, and kept away from the atmosphere for a long time.
- 4) Ensure that the final products do not generate CO<sub>2</sub> emissions.

Among the DUC options, only the use of supercritical CO<sub>2</sub> as a solvent, refrigerant, and working fluid (respectively to produce perfumes, cooling, and heat and power) seems to be attractive for policymakers seeking to achieve negative emissions while enhancing CO<sub>2</sub>. LCAs still lack in this field, making decisions hazardous. Another barrier is that the volume of CO<sub>2</sub> that can be stored in DUC processes is somewhat limited: as the CO<sub>2</sub> involved in the process must be recycled, the end-product is manufactured without the need to inject additional CO<sub>2</sub>, i.e. CO<sub>2</sub> is not a feedstock, but a utility.

#### Conversion of CO<sub>2</sub> into value-added products

The concept of CO<sub>2</sub> conversion is not to run a process but to utilize CO<sub>2</sub> as a feedstock – a reactant or a co-reactant – in order to transform it into a valuable product (Fig. 2). Ultimately, CO<sub>2</sub> is retained in the final product, which is not the case for DUC processes. The conversion of CO<sub>2</sub> offers a wide range of possibilities and product options including chemicals, fuels, plastics, fertilizers, and building materials, all of which are essential in our daily lives. However, their contribution to addressing climate change is uncertain [13,50–52] and their ability to deliver negative emissions even more so. It is hard to assert the capability of the final product to retain the converted CO<sub>2</sub>, which itself depends on its usage and life. The European Commission considers the sequestration of CO<sub>2</sub> to be long term if the CO<sub>2</sub> is trapped in the product for more than 100 years; normal CO<sub>2</sub> emissions are inventoried if CO<sub>2</sub> is released before that time, and sequestration is permanent if the CO<sub>2</sub> is not emitted for at least 100,000 years [53].

A milestone to obtain negative emissions through CO<sub>2</sub> conversion is

that conversion processes must be emission-free. This challenge is even greater given that CO<sub>2</sub> conversion processes are energy-intensive [28] because of the high stability of the carbon dioxide molecule, thus high amounts of energy are required to break the two double bonds between C and O atoms [54]. This natural property represents the main technical barrier of CO<sub>2</sub> conversion, a technique that is currently restricted to the laboratory [21,54,55]. Although CO<sub>2</sub> is currently converted into urea at large scales, CO<sub>2</sub> can be turned into many other valuable products through various conversion techniques, namely thermochemically [56–59], electrochemically [60–62], photochemically [56,63,64], by carbonation [65–67], plasma [68–70] or bioconversion [71–73].

The heat and power feeding these conversion processes must be sufficiently CO<sub>2</sub>-clean to guarantee negative emissions at the end. The power sector will probably be the first sector to be decarbonized in the near future with the help of renewables [74]. Assuming that both energy-related emissions and co-reactant emissions are phased out (Fig. 2), the final step to achieve negative emissions through CO<sub>2</sub> conversion processes is to ensure that the CO<sub>2</sub> bound in the final product is not released subsequently during its utilization. This requires understanding the uses and the markets of CO<sub>2</sub>-based products, which are outlined in the following subsections.

#### CO<sub>2</sub> to fuels

The best known of the CO<sub>2</sub> conversion pathways, also called Power-to-Liquids and Power-to-Gas [56,57,75], produce methane [76], methanol [77], dimethyl ether [78] and biofuels [79].

Intrinsically, the CO<sub>2</sub>-to-fuel value chain is not suited to perform negative emissions. Due to the combustion reaction, the carbon stored in the fuel is bound to be reemitted eventually as CO<sub>2</sub>. Thus, the sequestration of CO<sub>2</sub> in fuels is very short term (from days to months), which is not enough to offer durable negative emissions. At best, the CO<sub>2</sub>-to-fuel pathway can produce carbon-neutral fuels under the strong requisites that the processes of the value chain must be emission-free, and the CO<sub>2</sub> utilized must come from the atmosphere by any means [80]. Nevertheless, recent techno-economic assessment (TEA) and LCA studies highlight that CO<sub>2</sub> conversion processes reduce the emissions of conventional processes, although they are less economical [77,81–83].

#### CO<sub>2</sub> to chemicals

To date, only two chemical products are currently made from CO<sub>2</sub> conversion, i.e. methanol and salicylic acid. CO<sub>2</sub>-to-methanol is commercialized by Carbon Recycling International, which uses 5,500 tCO<sub>2</sub>/y emitted from volcano activity [84]. The company has achieved the production of methanol at a 4,000 t/y rate since 2012 [85,86]. The process runs on cheap geothermal-based electricity and heat, which is then emission-free and recovers native CO<sub>2</sub> from hot waters containing

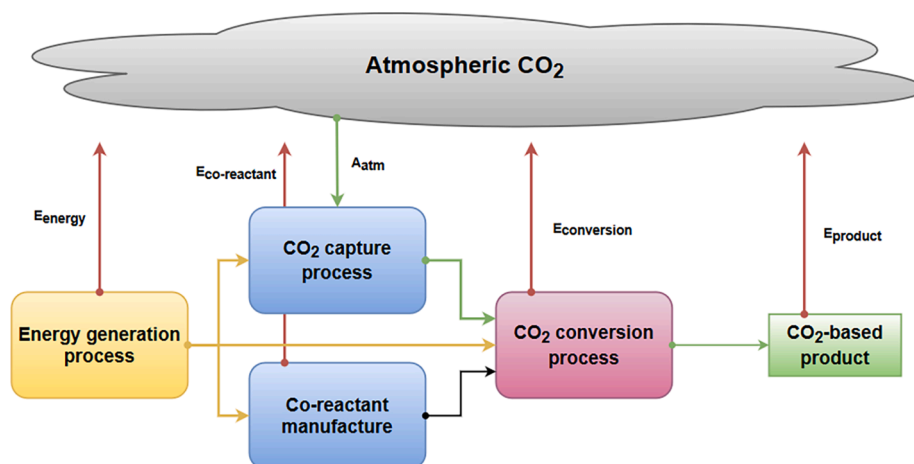


Fig. 2. . Simplified bloc-flow diagram of CO<sub>2</sub> conversion chain.

10 % CO<sub>2</sub> [80] that would have been emitted into the atmosphere anyway. It achieves the production of methanol with 90 % emission reduction compared to the conventional process [86]. In addition, salicylic acid is currently made of CO<sub>2</sub>, but its value chain is unable to deliver negative emissions because the final product, namely aspirin, emits CO<sub>2</sub> back into the atmosphere during its consumption when it reacts with water.

Other opportunities for CCU include olefins (i.e. ethylene and propylene) that are chemicals used essentially for their derivatives (e.g. ethylene oxide) and polymerization (e.g. polyethylene or polycarbonates). They represent the biggest market for chemical products that can be made from CO<sub>2</sub>, and the end-use products can offer long-term sequestration. The largest demand sector for ethylene and propylene is the plastics sector producing food packaging, plastic bags, window frames, textiles, bottles and insulation materials, which can be recycled. Fig. 3 depicts the breakdown of ethylene and propylene demand, showing that the derivation of olefins can lead to many stable products capable of retaining CO<sub>2</sub> for long periods.

Concerning methanol, when not used as a fuel, this chemical is the basis of numerous chemical products (Fig. 4) which could ultimately lead to long-term sequestration products. The main product, formaldehyde, is a chemical used as a pharmaceutical (resins, adhesives and paints) [88], which are uses that do not release the converted CO<sub>2</sub>. However, its interest is limited due to its carcinogenic property [89]. Acetic acid is another basic chemical used for its derivatives to supply the food additive, pharmaceutical, and pigment sectors.

Due to the complex, large value chains of chemicals, it is difficult to assert that CO<sub>2</sub> sequestration into chemicals would be long term. Given the final products resulting from CO<sub>2</sub>-to-chemicals, CO<sub>2</sub> can potentially be trapped in a product until the end of its life, which could be decades or centuries for plastics, insulation foams and other materials [12]. Ultimately, it all depends on the products' end-of-life (i.e. the recycling choice made). However, the sequestration of CO<sub>2</sub>-to-chemicals pathways exhibits typical lifetimes of days to months [90].

#### CO<sub>2</sub> to plastics

Rather than producing polymers from olefins or methanol, CO<sub>2</sub> can

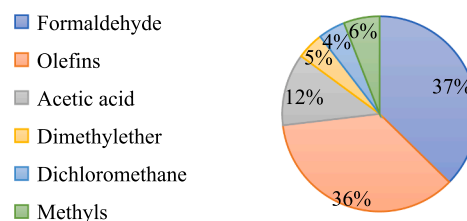


Fig. 4. . Methanol utilization and chemical products [Source: Methanex].

be transformed directly into polymers, namely polycarbonates [91], ethylene carbonates [92], dimethyl carbonates [93] and polyols [94]. Polycarbonates (PC) are polymers containing a carbonate group, taking the form of a transparent solid material, namely thermoplastic. Due to their excellent resistance against heat and impacts [95], polycarbonates have applications in data storage, electronics, building insulation and the automotive industry. Furthermore, this type of plastic could replace many existing petrochemicals derived from polymers and polyols, whose production exceeds 10 Mt per year [96]. Currently, global production of polycarbonates amounts to five million tons per year [94], part of which is already produced by ten thousand tons of CO<sub>2</sub> [19]. The plastic industry emits 360 MtCO<sub>2</sub> per year globally [97] and, assuming that polycarbonates could replace a considerable part, PC represents quite a promising CO<sub>2</sub>-based product regarding its market size [98]. Besides, annual growth rates for polycarbonate production in China are set to increase by an estimated 10 % [20] with global sales of 3,000 to 4,000 USD/t ([94,99]), making CO<sub>2</sub>-to-PC the most valuable process to enhance CO<sub>2</sub>.

CO<sub>2</sub> conversion appears to be a relevant alternative to the conventional pathways producing PC and polyols. For PC, it consists in reacting phosgene (highly toxic) with other chemicals. In 2010, Fukuoka et al. counted 12 advantages of the CO<sub>2</sub> route compared to the phosgene one, including no wastewater, fewer material requirements, and smaller amounts of catalysts required [100]. Thus, the petrochemical industry is progressively abandoning the phosgene route in favor of CO<sub>2</sub>. Roughly 0.132 Mt/y are estimated to be currently bound into polycarbonates

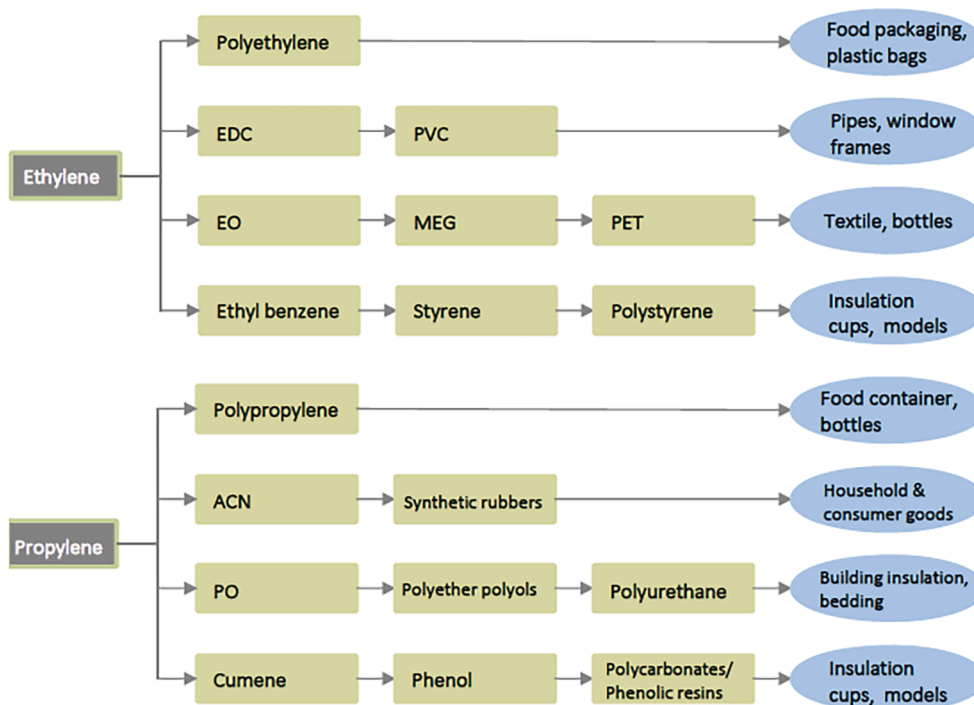


Fig. 3. . Product outputs of ethylene and propylene [87].

[101]. An LCA assuming a 20 % carbon content in polyethercarbonates estimates that the CCU route would reduce the global warming impact by 15 %, and could therefore use up to 1.6 Mt CO<sub>2</sub> per year [102], in line with the findings in 2019 of Kapetaki et al., who estimated that the CCU pathway in plastic production would reduce CO<sub>2</sub> emissions by 20 % compared to the conventional pathway [103].

Polyols – or glycols – are essential feedstock for polymer production such as polyester and polyurethane. Polyurethane foam was estimated to be the largest consumer of polyols in 2019 at 65 % [104] and the global production of polyol is estimated at 6.7 Mt per year. Polyol industrial production appears to be a niche market with a small volume for a high price in the range of €1,700/t [105]. A TEA and LCA study performed for a CO<sub>2</sub> pathway utilizing 232 kgCO<sub>2</sub> per ton of polyol produced [105] concludes that a CCU pathway enables a 70 % reduction in CO<sub>2</sub> emissions at the expense of five times more primary energy. Other studies show a rate of 0.31 kgCO<sub>2</sub> per ton of polyol [102].

Given the place of plastics in our society, the CO<sub>2</sub> routes seem attractive, since they enable at least a reduction in emissions from conventional processes. At best, the CO<sub>2</sub> can remain trapped in plastics for decades or centuries, depending on their end-of-life. The American Chemistry Council considers plastics as durable if their useful life exceeds three years, otherwise, they are considered non-durable. For instance, durable plastics are used in electronics, building materials and automobiles, while non-durable plastics are typically used for packaging [106]. The National Petroleum Council (NPC) states that “the possibility of using CO<sub>2</sub> as feedstock for polymers, followed by circular management practices (e.g., increased recycling), provides the potential to keep the CO<sub>2</sub> out of the atmosphere for longer periods compared to chemicals or fuels” [70].

#### CO<sub>2</sub> to fertilizers

Urea is the main component of the nitrogen fertilizer family, widely utilized in the agriculture sector, that can be produced from CO<sub>2</sub>. 70 % of global fertilizer production is urea [107] and about 80 % of urea is used directly as a fertilizer [108]. Urea synthesis is currently the activity that uses the most CO<sub>2</sub> of all CO<sub>2</sub> utilization pathways, utilizing more than 150 MtCO<sub>2</sub>/y [70] to produce 180 Mt of urea [107]. The utilization rate is roughly 0.7 tCO<sub>2</sub> per ton [109]. The market is expected to grow by 3 % per year which represents the setup of 6 new 1 Mt-urea-production plants each year, corresponding to population growth [110]. In 2019, Hepburn et al. argued that increasing urea production may have a negative impact on climate [22] and that fertilizers should move to harmless alternatives. Indeed, CCU for urea production is often criticized for its short-term sequestration of CO<sub>2</sub> estimated at a few days [111]: as soon as urea is spread onto fields, it reacts with water to form ammonia and CO<sub>2</sub> again. Subsequently, CO<sub>2</sub> is delivered to the atmosphere. Worse, the decomposition reaction is also accompanied by the oxidation of nitrogen, producing nitrous oxide N<sub>2</sub>O, a greenhouse gas 300 times more active on the global warming effect than CO<sub>2</sub>.

#### CO<sub>2</sub> to carbonates

Finally, the only pathway in which CO<sub>2</sub> is more likely to be removed from the atmosphere is CO<sub>2</sub>-to-carbonates. Carbonates are solid compounds that are naturally present in the geosphere, or made by reacting CO<sub>2</sub> with a metal oxide MO where M is a divalent metal cation, typically calcium or magnesium ions [18]. Industrial waste from iron and steel, cement, aluminum, and pulp and paper industries can be recovered through the carbonation process, which is an interesting pathway considering that such waste has negative to low market prices [70]. If not mineralized with industrial wastes, CO<sub>2</sub> is reacted with rocks (serpentine or olivine) by roughly 1.6–3.7 tons of rock for 1 ton of CO<sub>2</sub> [98].

The applications of carbonate minerals are wide-ranging: fertilization [66], ceramics, paints, cosmetics, adhesives [70], and construction [112]. However, some of these utilizations result in the decomposition of the carbonate, and thus in CO<sub>2</sub> emissions (Fig. 5). Therefore, the

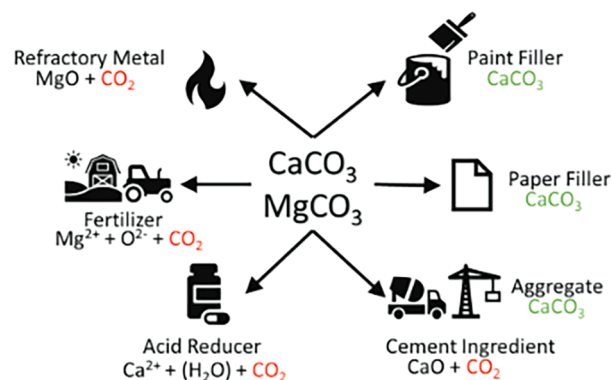


Fig. 5. Industrial application of carbonates and relative impact on the environment [18].

preferred pathways are carbonates used as paint fillers or paper fillers and for concrete manufacture. Since carbonates are more stable than CO<sub>2</sub>, converting CO<sub>2</sub> to carbonates could permanently sequester GHG [98].

The direct mineral carbonation of wollastonite (CaSiO<sub>3</sub>) to produce CaCO<sub>3</sub> could sequester about 50 Mt of CO<sub>2</sub> per year if the extraction of limestone were entirely replaced by mineral carbonation [86]. However, mineralization is an expensive CO<sub>2</sub> conversion process (\$60–100/tCO<sub>2</sub> removed) due to the large amount of heat and pressure required for the reaction to process [113]. Although the carbon mineralization of CO<sub>2</sub> into magnesite is not mature enough, some forecasts suggest that if applications are found, the demand for CO<sub>2</sub> to be mineralized could exceed 300 Mt/y in the coming years [20]. Mineral carbonation also has an advantage over pure CO<sub>2</sub> conversion because the CO<sub>2</sub> to be converted can come directly from the flue gas [114], thus not requiring expensive capture units.

Cement is mixed with water to form concrete but also to cure it, i.e. to enhance its strength and durability [115]. The curing of concrete through CO<sub>2</sub> injection consists in injecting both water and CO<sub>2</sub> into the cement so that a carbonation reaction occurs. Depending on the duration of the curing and the type of concrete, this operation can capture 24–43 m<sup>3</sup> of CO<sub>2</sub> per m<sup>3</sup> of concrete [116]. Assuming a density of CO<sub>2</sub> (resp. cement) equaling 1.98 kg/m<sup>3</sup> (resp. 2400 kg/m<sup>3</sup>), and considering that the global market produces around 4.2 GtCO<sub>2</sub> annually [117], this could result in the sequestration of 83 to 149 MtCO<sub>2</sub> per year. Currently, the CarbonCure company claims to save roughly 15 kg of CO<sub>2</sub> per m<sup>3</sup> of concrete.

#### Perspectives for CCU

Based on our overview of CO<sub>2</sub> utilization processes, only two types of CO<sub>2</sub>-based product can durably sequester CO<sub>2</sub> over their lifetime and are suited to bringing negative emissions, namely plastics (polyols, polycarbonates, linear carbonates and cyclic carbonates) and carbonates (CaCO<sub>3</sub> and MgCO<sub>3</sub>) for paper filling, paintings, cement manufacturing and concrete manufacturing. Concerning its direct utilization, CO<sub>2</sub> can be used within a closed loop in the form of solvents, refrigerants and working fluid for ECBM and geothermal recovery, but it is more difficult and hazardous to assess the extent to which such processes can be deployed. We call these pathways CCUNET because they capture, utilize and store atmospheric or biogenic CO<sub>2</sub>, either inside processes or goods. Stemming from this analysis, Table 1 estimates the potential negative emissions that could be achieved utilizing CO<sub>2</sub>. As it is much more difficult to make estimates for DUC processes, we subtotal the CCUNET potential between 139 and 458 Mtpa.

The majority of publications reviewing CCU options do not focus on CO<sub>2</sub> removal and negative emissions with the exception of Ref. [22]. In this publication, the authors estimated the removal potential in 2050 as

**Table 1**  
Summary of CCUNET options and estimation of their negative emission potential.

CCUNET option	MtCO <sub>2</sub> trapped/y	Ref	Uses
Calcium carbonate	50	[94]	Cement aggregate, paintings, papers
Polyurethane	4.5	[94]	Insulation panels
Polycarbonates	0.87 – 2.15	[94] - [118]	Plastics
Ethylene carbonate	0.1	[94]	Plastics
Propylene carbonate	0.086	[94]	Plastics
CO <sub>2</sub> curing	83–400	[119]	Building materials
Subtotal	<b>139–458</b>		
Solvents	<1	[20]	Perfumes, chemicals
Refrigerant	–	[20]	Cooling
ECBM recovery	30–2701 <sup>1</sup>	[20,37]	Fuel
EGS	–	–	Power and heat

<sup>1</sup> The latter value was estimated according to the findings of Ref. [37] and the global production of natural gas (3,868 billion cubic meters) by BP assuming that all methane demand comes from ECBM recovery. The potentials for solvents, refrigerants, ECBM, and EGS are not included in the subtotal due to the high uncertainty involved.

between 5.8 and 23.1 GtCO<sub>2</sub> removed per year. This estimation takes into account non-conventional utilization pathways through bio-engineering techniques such as afforestation, biochar, or enhanced weathering. In the case of conventional utilization only (chemicals, building materials, and EOR), the potential is between 220 and 3,230 MtCO<sub>2</sub> removed per year. Our estimation of 139–458 MtCO<sub>2</sub> removed per year detailed in Table 1 is close to the latter but differs in many aspects. First, we consider only conventional use of CO<sub>2</sub> to which we add CDU pathways. We choose not to include the potentials for CDU in the subtotal due to the high ranges associated with ECBM and refrigerants. Second, our estimation is based on current global demands for goods. It does not consider how demand could evolve in 2050. Third, our estimation provides more details on the CO<sub>2</sub>-to-chemicals pathways.

The exploration of various CCU pathways reveals that the targeted markets are extraordinarily complex to comprehend. They are multi-dimensional chains subject to global production and prices, CO<sub>2</sub>-intense processes, energy-intense processes, process costs, social benefits, technology readiness levels (TRL), and storage lifetimes. Considering this wide variety of attributes and specificities for each route, a sustainable and beneficial future of CCU is hard to design and forecast. The latter estimation is made up of the current market sizes and assumes that all demands are satisfied thanks to CO<sub>2</sub> utilization processes, which is not quite realistic. Therefore, we looked at the results of prospective

energy models. Prospective energy models aim at representing these complex chains by integrating them into an energy system that makes explicit the links of every block of the chain and projects the future development of these systems, considering climate and environmental policies, in order to give insights on the best technologies to deploy [120–122]. The aim is to understand the debate on what role CCU can play in the energy transition. Notably, interpreting the results of prospective studies allows us to assess the value of CCU as a NET. Based on a former publication in which we provided a state of the art of CCU modeling [123], we browsed the scientific literature by selecting studies with keywords such as “negative emissions”, “CO<sub>2</sub> utilization”, “CCU”, and “energy models” in different combinations. Moreover, we investigated the IAMC database which lists global energy models [121]. We found that only six studies or models are able to draw a future of CCU in the context of climate mitigation policies, utilizing energy models. Those models are reported in Table 2.

We note that a few energy models 1) represent the use of CO<sub>2</sub> in their framework [123], 2) allow the solver to choose CCUNET solutions, and 3) observe in their outputs the deployment of CCUNET, even under climate constraints. On the first point, CCU is not a common option represented by energy modelers mainly due to the lack of data [124]. Modelers prefer technologies such as nuclear, biomass, renewable electricity generation through wind and solar, hydrogen and CCS, as considerable information can be found in the literature. We count 22 models that include CCU as an alternative. On the second point, as explained in the previous section, the selection criteria are that the model represents the capture of CO<sub>2</sub> from biomass or directly from the atmosphere (DAC) – which is not systematic in energy modeling – and that the production of CO<sub>2</sub>-based products involves long-term carbon sequestration. Even when it is considered, the potential for CCUNET deployment is either difficult to retrieve in the published results or not reported at all because of null values.

One study gives a promising potential of CO<sub>2</sub> conversion into calcium carbonate of up to 5.4 MtCO<sub>2</sub> per year, for the UK alone [127]. This results from a cost-optimal design of CCUS value chains in the UK, whose objective is to mitigate 6.4 MtCO<sub>2</sub>pa, and CO<sub>2</sub>-to-carbonates is the preferred option. CCU thus contributes 84 % of this target. CO<sub>2</sub> is certain to be trapped into calcium carbonate when it is used as a paint filler, paper filler, or aggregates (Fig. 5), but the modelers provide no insight on the end-use of CaCO<sub>3</sub> except that part of it is exported and sold. In addition, there is no information on the origin of CO<sub>2</sub>. There are different CO<sub>2</sub> point sources considered in the model taken from Ref. [130], including biomass power plants. Potentially, part of the captured CO<sub>2</sub> is bio-based, which is eligible for negative emissions. In such a case, the results report a substantial amount of negative emissions through CCU and the model prefers the CCU route to the CCS route,

**Table 2**  
Energy models allowing CCUNET as a solution for the future of energy systems Bold characters refer to possible options for CCUNET pathways.

Ref.	Model	Region	Time horizon	Climate target	CO <sub>2</sub> capture options	CO <sub>2</sub> utilization options	CCUNET results
[125]	Technology Choice Model	World	2030	Decarbonization of the chemical industry	Industry; <b>DAC</b>	Power-to-Gas; Methanol; Olefins; <b>Polymers</b>	Estimated between 1.1 and 2.2 GtCO <sub>2</sub> pa utilized
[126]	No name	Europe	2050	Decarbonization of the chemical industry	Power plants; Industry; <b>Biomass</b> ; <b>DAC</b>	Urea; Methanol; Power-to-Gas; Power-to-Liquids; <b>Plastics</b>	Unknown
[28]	IEA ETP	World	2060	75 % cut in CO <sub>2</sub> emissions compared to 2017 levels	Industry; <b>DAC</b> ; Power plants; <b>Biomass</b> ; Hydrogen	Urea; Methanol; <b>Concrete</b> ; Other chemicals; <b>Plastics</b> ; Power-to-Gas; Power-to-Liquids	0
[127]	No name	UK	2030	6.4 MtCO <sub>2</sub> /yr emissions reduction	Not stated	Methanol; Power-to-Gas; <b>Polyurethane</b> ; Horticulture; <b>Concrete</b> ; <b>Calcium carbonate</b>	Unknown
[128]	COFFEEA-TEA	World	2100	N/A	Power plants; Hydrogen; Industry	<b>EOR</b>	Unknown
[129]	No name	North-East China	NA	70 MtCO <sub>2</sub> /yr emissions reduction	Power plants; Industry; <b>Biomass</b>	<b>EOR</b>	Unknown

thanks to  $\text{CaCO}_3$  sales. This raises the question of importation dependence, and one can wonder whether the results would be the same if the importing countries produced their own calcium carbonate.

The IEA studied the following three scenarios under the Energy Technology Perspectives (ETP) model that are:

- The Reference Technology Scenario (RTS) acting as a *business-as-usual* scenario.
- The Clean Technology Scenario (CTS) aiming at a 75 % cut in  $\text{CO}_2$  emissions compared to current levels.
- The Limited  $\text{CO}_2$  Storage (LCS) scenario in which the total cumulative  $\text{CO}_2$  storage is limited to 10  $\text{GtCO}_2\text{pa}$ .

However, no  $\text{CO}_2$ -based products are in the output of these scenarios. Naturally, the CCU route is never an alternative in the RTS, as there is low motivation for the model to choose expensive  $\text{CO}_2$  conversion technologies. Thus, the use of  $\text{CO}_2$  follows the current demands of the market, mainly for urea production. In the CTS scenario, the quantity of  $\text{CO}_2$  stored highly dominates the total amount of  $\text{CO}_2$  captured, but the LCS scenario shows that the availability of  $\text{CO}_2$  storage is a crucial driver for the deployment of  $\text{CO}_2$  utilization.

In the European chemical energy system, Bazzanella and Ausfelder (2017) explored the potential benefit in  $\text{CO}_2$  emissions reduction from  $\text{CO}_2$  conversion processes, including  $\text{CO}_2$ -to-plastics as an option. The results show that, for a decarbonization constraint applied in 2050, 100 % of the  $\text{CO}_2$  feed is converted into methanol, which is either sent directly to the market or used to produce ethylene, propylene and aromatics. None of the latter are intrinsically suitable for negative emissions but part of the propylene and ethylene will be converted into plastics, without any insight into the dedicated shares or the  $\text{CO}_2$  origin – although biogenic or fossil-based are modeled [126].

In the COFFEE-TEA model [128], the documentation features  $\text{CO}_2$  usage as a working fluid for recovering oil. This documentation does not mention the capture units represented and we found no papers describing CCUS value chains for this model. However, one can imagine that the  $\text{CO}_2$  injected comes from biomass or DAC to recover oil. The same assumption can be made in the model by Zhang et al. [129].

Five of the six models found perform a cost minimization to obtain their results, meaning that the results are mostly based on cost competitiveness. However, one study performs a minimization of GHG emissions [125] resulting in much more optimistic results for CCUNETs. According to the two scenarios considered, the amount of  $\text{CO}_2$  utilized varies from 2.77 to 3.72  $\text{GtCO}_2$  of which roughly 40 % is effectively used to manufacture polymers, hence the estimation of 1.1 to 2.2  $\text{GtCO}_2\text{pa}$  used and stored in the final product.

Thus, of the six models representing the CCUNET options, only one gives potentials for negative emissions in its results.

## Discussion

The review of CCUNET pathways demonstrates that achieving negative emissions through the utilization of  $\text{CO}_2$  is not an easy task. The concept itself – which requires capturing climate-neutral  $\text{CO}_2$  and the long-term sequestration of  $\text{CO}_2$  in the final product or process – is challenging. First, the capture of atmospheric  $\text{CO}_2$  is not commercially available and is already known to be very expensive [24,131]. As for the capture of biogenic  $\text{CO}_2$ , its climate-neutrality is questionable, especially because of the delay in  $\text{CO}_2$  uptake by biomass, the change in albedo due to harvesting, and the changes in soil carbon [132]. These factors make up the carbon debt of biomass. The balance between the uptake of  $\text{CO}_2$  from biomass and the GHG emissions incurred from growing the biomass needs to be negative to ensure the sequestration of biogenic  $\text{CO}_2$  truly removes  $\text{CO}_2$  from the atmosphere. In terms of utilization, the duration of sequestration is also critical. In the latter part of our review, we argued that the  $\text{CO}_2$  used to manufacture plastics is sequestered for a sufficiently long time period to allow negative emissions. Indeed,  $\text{CO}_2$

can be sequestered in plastics for decades [22]. However, a recently published paper has raised concerns about the GWP factors involved in temporary storage of  $\text{CO}_2$  in CCU products using a 100-year time horizon [133]. The authors calculated that the  $\text{CO}_2$  stored between 10 and 50 years has a GWP of 0.85 and 0.42 respectively. Together, these factors compromise the effectiveness of negative emissions with CCU. Besides, other challenges need to be addressed in order to achieve negative emissions:

1. Large amounts of energy are required to capture  $\text{CO}_2$  and use it. This energy must be  $\text{CO}_2$ -free to ultimately achieve negative emissions. Today, the production of electricity and heat is becoming cleaner in some regions of the world but remains carbon-intensive globally [134]. However, it may be more efficient to prioritize these new clean production assets in sectors such as road transportation and residential heat pumps. In Table 2, Ref. [125,126] explore the impact on the energy system due to CCU deployment, and both conclude that  $\text{CO}_2$  conversion processes put intense strain on the energy system. While CCU is deployed broadly in their scenarios, they report that the global generation of hydrogen should be multiplied by 5 to 8 compared to current levels [125], and that European demand for low-carbon power is set to exceed the total low-carbon power available in 2050, as predicted by the IEA [126]. The stress on the energy system would be much higher if all of the  $\text{CO}_2$  transformed in these studies were atmospheric or biogenic.
2. Deploying CCUNET could be extremely costly, especially due to the high costs incurred in the capture of climate-neutral  $\text{CO}_2$  [5,24]. On the utilization side, some pathways are already profitable such as building materials and EOR [22], and others such as plastics may be in the future [135,136].
3. CCUNET routes can have a significant impact on land if the captured  $\text{CO}_2$  is biosourced. BECCS is often criticized for the large areas required to grow biomass, and the possible impact on food prices [137,138].
4. No leakages should occur – or at reasonable rates. This is even more true in the case of DUC processes, and especially during the decommissioning phase of the process. One can imagine that the remaining  $\text{CO}_2$  could be sold or transported by truck for geological storage when a facility closes.

Thus, a handful of  $\text{CO}_2$ -based products exist that can bring negative emissions, but they are not ready yet because of their low maturity – notably for plastics, the lack of demand, and their reliance on other technologies and breakthroughs. Besides the resolution to increase the TRL of  $\text{CO}_2$  conversion technologies, it is crucial to assess the environmental advantage of deploying and replacing  $\text{CO}_2$  utilization plants compared to the continued use of traditional plants. Researchers have made an urgent call for LCAs on CCU processes to establish the potential of  $\text{CO}_2$  utilization routes to reduce emissions [103,139].

We argue that all of these drawbacks linked to CCUNET could explain why researchers do not implement CCUNET options in their models. Our estimation of CCUNET potentials from global markets and the estimations from prospective models reveal that the prospects for CCUNET deployment are uncertain and quite limited. Apart from the low feasibility of generating negative emissions with CCU at present, models exploring the future of energy systems see poor potential for CCUNET deployment. As a matter of fact, we found no models that intentionally studied the role and potentials of CCU as a NET. The aforementioned obstacles may hinder the motivation of modelers who do not trust CCUNET to bring negative emissions. Another simple explanation of the poor representation of CCUNET in energy models is that there is very little information and data about these processes, which make it difficult to implement them in energy models. When modeled, CCUNET options rarely penetrate the energy mix, mainly because the models employed optimize the cost of energy systems. If the value added from  $\text{CO}_2$  conversion cannot cover the cost of producing

CO<sub>2</sub>-based products or services, there is little chance that the CCUNET options will be deployed. On the contrary, CCUNET options can represent a promising set of technologies that would reduce the overall cost of generating negative emissions. Thus, there may be a need to better represent the CCUNET value chains in energy models in order to validate or invalidate the need to use these technologies to reach the NZE target. The modeling paradigm is also of great importance: Table 2 shows that the results can vary widely depending on whether the model performs a cost minimization or a GHG emissions minimization.

CCUNET is interesting only if it can bring significant amounts of negative emissions. Considering the market size of the eligible products and sequestration durability, attention should be paid to building materials. Nonetheless, if the aim is to generate negative emissions, CCUNET should be compared with BECCS and DACS. In a cost perspective, as long as transporting and storing CO<sub>2</sub> underground is cheaper than utilizing it, then DACS and BECCS are more interesting than CCUNET options. The same conclusion could be drawn regarding the energy requirements. In terms of efficiency, the geological storage of CO<sub>2</sub> ensures a permanent sequestration of CO<sub>2</sub>, which is not the case for CCUNET. Besides, much larger negative emissions can be achieved with BECCS and DACS because they are not constrained by the markets, but rather by storage capacities. In many studies, the estimations of CO<sub>2</sub> storage capacities have proved to be large enough whatever the global decarbonization scenario [4,13,140]. However, if the geological storage of carbon is not available, then higher amounts of CO<sub>2</sub> need to be utilized. This is also related to social acceptance of carbon sequestration, which has been proven to be much lower than for CO<sub>2</sub> utilization [141,142]. In addition, CCUNET has the advantage of generating negative emissions and consumptions goods simultaneously, just as

BECCS does with electricity, while DACS only removes CO<sub>2</sub> from the atmosphere. This means that stakeholders of CCUNET projects could generate profits both from the industrial product manufactured and the negative emissions it contains. Overall, we believe that there is no silver bullet to generate negative emissions if they are to be deployed globally. Although CCUNET faces many hurdles, negative emissions would be generated from a mix of NETs, depending on geographic disparities among regions due to social acceptance, CO<sub>2</sub> storage capacities, biomass availability, land availability, economics, and low-carbon electricity affordability. Furthermore, the production of negative emissions should also be discussed with other non-conventional alternatives provided by nature-based solutions such as afforestation or enhanced weathering.

In reviewing the different options concerning the use of CO<sub>2</sub>, we became aware of a confusion stemming from the general term CCUS. Regrettably, the term 'CCUS' generally embodies two antinomic fates: the capture then sequestration of CO<sub>2</sub> (CCS), and the capture then use of CO<sub>2</sub> (CCU), with no information on the origin of the CO<sub>2</sub>. The former aims at abating CO<sub>2</sub> emissions from processes where other mitigation options are not feasible. CCS is especially a relevant technique to abate inevitable CO<sub>2</sub> emissions generated by the industrial sector [143,144]. The latter – CCU – is intended more to produce goods, but it is still part of the mitigation portfolio, notably due to its capability to decarbonize the aviation sector, its lower water-intensiveness compared to fossil fuels [145], and to lower the costs of capture, which could bring about a large deployment of CCS facilities. In some cases, the CO<sub>2</sub> remains trapped in the final product, therefore we can truly call it Carbon Capture Utilization and Storage, or CCUS, although this route clearly does not dominate the debate. The durable sequestration of CO<sub>2</sub> in products seems to be a bargain but not an end for CCU. As a result, we argue that

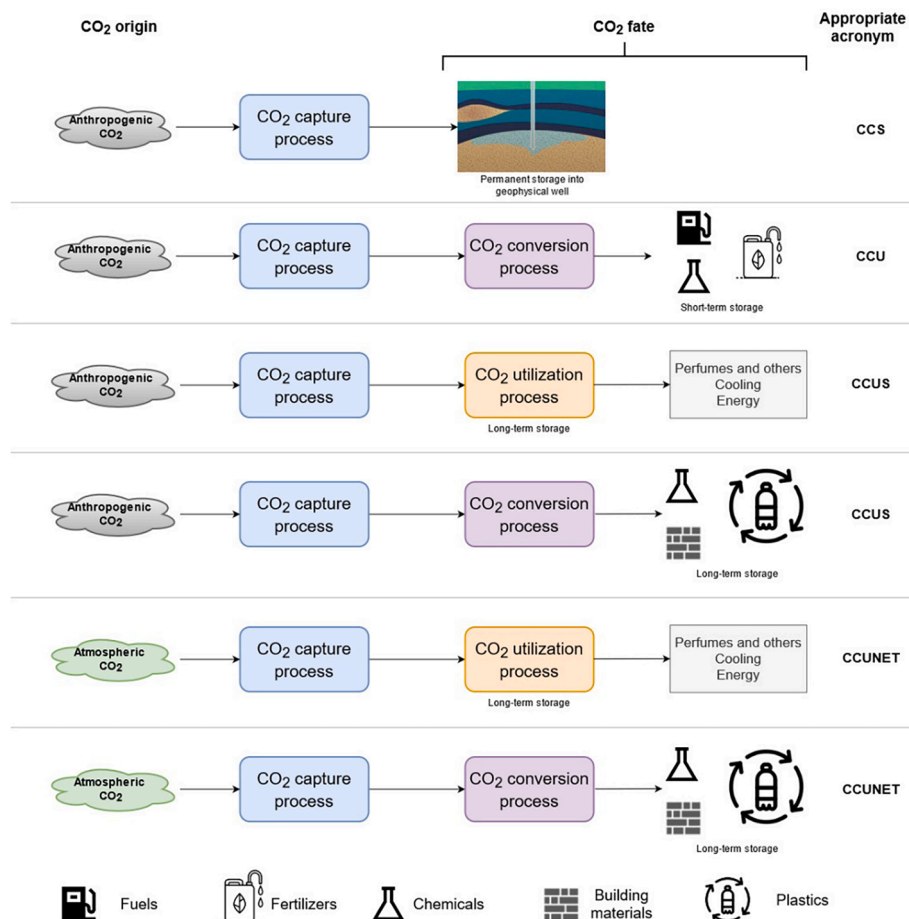


Fig. 6. . Correct acronyms for CCUS, N.B.: The CCUNET acronym refers to goods with long sequestration durations produced from atmospheric or biogenic CO<sub>2</sub>.

CCS, CCU, CCUS and CCUNET should be treated separately in the debate because their outcomes and benefits are different. Fig. 6 below proposes a clarification of the acronyms and relates them to their appropriate value chain.

## Conclusion

In the face of the growing need to remove CO<sub>2</sub> from the atmosphere in order to achieve the NZE target, attention is turning to NETs and especially to DACS and BECCS. Conceptually, a third option is possible, which consists in using and storing CO<sub>2</sub> in products or processes, which we call CCUNET. Carbon capture and utilization comprises a set of technologies that provide alternative processes to manufacture industrial goods in which CO<sub>2</sub> can be stored. Due to this opportunity of storing CO<sub>2</sub> inside a product, CCU can deliver negative emissions if the consumption of the good does not release the stored CO<sub>2</sub>. Unfortunately, most of the end-products that CCU offers do not have this specific feature. Thus, urea, fuels, some chemicals, and certain direct utilizations of CO<sub>2</sub> such as EOR, are disqualified. However, calcium carbonate aggregates, CO<sub>2</sub> cured concrete, solvents (supercritical CO<sub>2</sub>), ECBM, refrigerants, plastics, and some chemicals are good candidates. Other candidates for negative emissions include utilizing supercritical CO<sub>2</sub> as a working fluid to recover methane from coal beds, or heat from geothermal systems. Thus, we identify eligible CO<sub>2</sub>-based products with which negative emissions are possible. If deployed, these value chains could be a game-changer in the energy transition for their capability to generate value and mitigate climate change. However, the current markets do not provide large opportunities for CCUNETs. Given the low representativeness of these value chains in energy models, coupled with the complexity of CCUNET and the numerous dependencies and impacts to which it is subject, the technique does not appear to be a future solution for generating negative emissions significantly. Nonetheless, when modeling negative emissions through CCU, the competition between CCUNET, DACS and BECCS might be worth discussing.

## CRediT authorship contribution statement

**Lucas Desport:** Conceptualization, Methodology, Investigation, Visualization, Writing – original draft, Writing – review & editing. **Sandrine Selosse:** Conceptualization, Supervision, Writing – review & editing.

## Declaration of Competing Interest

The authors declare that they have no known competing financial interests or personal relationships that could have appeared to influence the work reported in this paper.

## Data availability

No data was used for the research described in the article.

## Acknowledgement

This research is funded by TotalEnergies and the Ministry of Higher Education and Research as part of a doctoral program (CIFRE). This work is also supported by the Chair Modeling for sustainable development, driven by Mines Paris - PSL and École des Ponts ParisTech, supported by ADEME, EDF, GRTgaz, RTE, SCHNEIDER ELECTRIC, TotalEnergies and the French ministry of ecological and solidarity transition. The views expressed in the reports or any public documents linked to the research program are attributable only to the authors in their personal capacity and not to the funder.

## References

- [1] IPCC, Climate change 2014: mitigation of climate change ; Working Group III contribution to the Fifth Assessment Report of the Intergovernmental Panel on Climate Change, Cambridge Univ. Press, New York, NY, 2014.
- [2] Coopération des Parties, Accord de Paris, (2015). <https://www.ecologique-solidaire.gouv.fr/accord-paris-et-cadre-international-lutte-contre-changement-climatique> (accessed February 7, 2019).
- [3] Becker S, Bouzidine-Chameeva T, Jaegler A. The carbon neutrality principle: A case study in the French spirits sector. *J Clean Prod* 2020;274:122739. <https://doi.org/10.1016/j.jclepro.2020.122739>.
- [4] IPCC, Global warming of 1.5°C. An IPCC Special Report on the impacts of global warming of 1.5°C above pre-industrial levels and related global greenhouse gas emission pathways, in the context of strengthening the global response to the threat of climate change, sustainable development, and efforts to eradicate poverty., 2018.
- [5] Fuss S, Lamb WF, Callaghan MW, Hilaire J, Creutzig F, Amann T, et al. Negative emissions—Part 2: Costs, potentials and side effects. *Environ Res Lett* 2018;13: 063002. <https://doi.org/10.1088/1748-9326/aabf9f>.
- [6] R. Bettin, L. Bachelet, S. Amant, A. Joly, M. Moneuse, A. Florentin, R. Baron, A. Bringault, M. Colombier, D. Nikov, C. Faure-Fedigan, T.B. de, J. Grimault, C. Foucherot, Y. Briand, A. Fragnière, A. Palmer, T. Girard, Net-Zero Initiative - A framework for collective carbon neutrality, (2020) 92.
- [7] Karali N, Xu T, Sathaye J. Reducing energy consumption and CO<sub>2</sub> emissions by energy efficiency measures and international trading: A bottom-up modeling for the U.S. iron and steel sector. *Appl Energy* 2014;120:133–46. <https://doi.org/10.1016/j.apenergy.2014.01.055>.
- [8] Mundaca L, Ürgü-Vorsatz D, Wilson C. Demand-side approaches for limiting global warming to 1.5 °C. *Energy Effic* 2019;12:343–62. <https://doi.org/10.1007/s12053-018-9722-9>.
- [9] Razmjoo A, Gakenia Kaigutha L, Vaziri Rad MA, Marzband M, Davarpanah A, Denai M. A Technical analysis investigating energy sustainability utilizing reliable renewable energy sources to reduce CO<sub>2</sub> emissions in a high potential area. *Renew Energy* 2021;164:46–57. <https://doi.org/10.1016/j.renene.2020.09.042>.
- [10] Jana K, De S, Overview of CCS: A Strategy of Meeting CO<sub>2</sub> Emission Targets, in: S. Hashmi, I.A. Choudhury (Eds.), *Enceyl. Renew. Sustain. Mater.*, Elsevier, Oxford, 2020: pp. 628–639. <https://doi.org/10.1016/B978-0-12-803581-8.11026-4>.
- [11] Pires JCM. Negative emissions technologies: A complementary solution for climate change mitigation. *Sci Total Environ* 2019;672:502–14. <https://doi.org/10.1016/j.scitotenv.2019.04.004>.
- [12] Bui M, Adjiman CS, Bardow A, Anthony EJ, Boston A, Brown S, et al. Carbon capture and storage (CCS): the way forward. *Energy Environ Sci* 2018;11: 1062–176. <https://doi.org/10.1039/C7EE02342A>.
- [13] IEA, CCUS in clean energy transitions, *Energy Technol. Perspect.* (2020) 174.
- [14] Energy Transitions Commission, Mind the Gap: How Carbon Dioxide Removals Must Complement Deep Decarbonisation to Keep 1.5°C Alive, 2022. <https://www.energy-transitions.org/publications/mind-the-gap-cdr/> (accessed July 5, 2022).
- [15] Rubin ES, Davison JE, Herzog HJ. The cost of CO<sub>2</sub> capture and storage. *Int J Greenh Gas Control* 2015;40:378–400. <https://doi.org/10.1016/j.ijggc.2015.05.018>.
- [16] Ghia I, Al-Ansari T. A review of carbon capture and utilisation as a CO<sub>2</sub> abatement opportunity within the EWF nexus. *J CO<sub>2</sub> Util* 2021;45:101432. <https://doi.org/10.1016/j.jcou.2020.101432>.
- [17] Tam VWY, Butera A, Le KN, Li W. Utilising CO<sub>2</sub> technologies for recycled aggregate concrete: A critical review. *Constr Build Mater* 2020;250:118903. <https://doi.org/10.1016/j.conbuildmat.2020.118903>.
- [18] Woodall CM, McQueen N, Pilorgé H, Wilcox J. Utilization of mineral carbonation products: current state and potential. *Greenh. Gases. Sci Technol* 2019;9: 1096–113. <https://doi.org/10.1002/ghg.1940>.
- [19] Aresta M, Dibenedetto A, Angelini A. The changing paradigm in CO<sub>2</sub> utilization. *J CO<sub>2</sub> Util* 2013;3:4:65–73. <https://doi.org/10.1016/j.jcou.2013.08.001>.
- [20] Global CCS Institute, Accelerating the uptake of CCS: industrial use of captured carbon dioxide, 2011. <https://www.globalccsinstitute.com/resources/publications-reports-research/accelerating-the-uptake-of-ccs-industrial-use-of-captured-carbon-dioxide/> (accessed July 17, 2020).
- [21] Huang C-H, Tan C-S, Review A. CO<sub>2</sub> Utilization, *Aerosol Air. Qual Res* 2014;14: 480–99. <https://doi.org/10.4209/aaqr.2013.10.0326>.
- [22] Hepburn C, Adlen E, Beddington J, Carter EA, Fuss S, Dowell NM, et al. The technological and economic prospects for CO<sub>2</sub> utilization and removal. *Nature* 2019;575:87–97. <https://doi.org/10.1038/s41586-019-1681-6>.
- [23] McQueen N, Gomes KV, McCormick C, Blumantahl K, Pisciotto M, Wilcox J. A review of direct air capture (DAC): scaling up commercial technologies and innovating for the future. *Prog Energy* 2021;3:032001. <https://doi.org/10.1088/2516-1083/abf1ce>.
- [24] Committee on Developing a Research Agenda for Carbon Dioxide Removal and Reliable Sequestration, Board on Atmospheric Sciences and Climate, Board on Energy and Environmental Systems, Board on Agriculture and Natural Resources, Board on Earth Sciences and Resources, Board on Chemical Sciences and Technology, Ocean Studies Board, Division on Earth and Life Studies, National Academies of Sciences, Engineering, and Medicine, Negative Emissions Technologies and Reliable Sequestration: A Research Agenda, National Academies Press, Washington, D.C., 2019. <https://doi.org/10.17226/25259>.
- [25] IEA Bioenergy, Technical, Economic and Environmental Assessment of Biorefinery Concepts, (2019) 55.

- [26] Agyemang-Bonsu W, Al-Ibrahim AM, Lopez C, Marland G, Shenchu H, Tailakov O. Implications of carbon dioxide capture and storage for greenhouse gas inventories and accounting, n.d. [https://www.ipcc.ch/site/assets/uploads/2018/03/srcs\\_chapter9-1.pdf](https://www.ipcc.ch/site/assets/uploads/2018/03/srcs_chapter9-1.pdf) (accessed October 21, 2020).
- [27] Koytsooupa EI, Bergins C, Kakaras E. The CO<sub>2</sub> economy: Review of CO<sub>2</sub> capture and reuse technologies. *J Supercrit Fluids* 2018;132:3–16. <https://doi.org/10.1016/j.supflu.2017.07.029>.
- [28] IEA, Putting CO<sub>2</sub> to Use, 2019. [https://ccsknowledge.com/pub/Publications/2019Sep IEA Putting CO<sub>2</sub> To Use.pdf](https://ccsknowledge.com/pub/Publications/2019Sep IEA Putting CO2 To Use.pdf) (accessed August 7, 2020).
- [29] Clean Water Action, Enhanced Oil Recovery: A Threat to Drinking Water, (2017). [https://www.cleanwateraction.org/sites/default/files/docs/publications/EOR%20Risk%20and%20Oversight%20FactSheet\\_0.pdf](https://www.cleanwateraction.org/sites/default/files/docs/publications/EOR%20Risk%20and%20Oversight%20FactSheet_0.pdf) (accessed October 12, 2020).
- [30] O. US EPA, Greenhouse Gases Equivalencies Calculator - Calculations and References, US EPA. (2015). <https://www.epa.gov/energy/greenhouse-gases-equivalencies-calculator-calculations-and-references> (accessed October 20, 2020).
- [31] IEA, Can CO<sub>2</sub>-EOR really provide carbon-negative oil? – Analysis, IEA. (n.d.). <https://www.iea.org/commentaries/can-co2-eor-really-provide-carbon-negative-oil> (accessed July 16, 2021).
- [32] Sathre R, Chester M, Cain J, Masanet E. A framework for environmental assessment of CO<sub>2</sub> capture and storage systems. *Energy* 2012;37:540–8. <https://doi.org/10.1016/j.energy.2011.10.050>.
- [33] Rebecca J, Thorne K, Sundseth E, Bouman L, Czarnowska A, Mathisen R, et al. Technical and environmental viability of a European CO<sub>2</sub> EOR system. *Int J Greenh Gas Control* 2020;92:102857. <https://doi.org/10.1016/j.ijggc.2019.102857>.
- [34] Heidug W, Lipponen J, McCoy S, Benoit P. Storing CO<sub>2</sub> through ENhanced Oil Recovery, International Energy Agency, 2015. [https://nachhaltigwirtschaften.at/resources/iea\\_pdf/reports/iea\\_ghg\\_storing\\_co2\\_trough\\_enhanced\\_oil\\_recovery.pdf](https://nachhaltigwirtschaften.at/resources/iea_pdf/reports/iea_ghg_storing_co2_trough_enhanced_oil_recovery.pdf) (accessed November 25, 2020).
- [35] Tzimas E, Georgakaki A, Garcia-Cortes C. Institute for Energy (European Commission), Enhanced oil recovery using carbon dioxide in the European energy system., Publications Office, Luxembourg, 2005. <http://bookshop.europa.eu/uri?target=EUB:NOTICE:LDNA21895:EN:HTML> (accessed November 25, 2020).
- [36] Mukherjee M, Misra S. A review of experimental research on Enhanced Coal Bed Methane (ECBM) recovery via CO<sub>2</sub> sequestration. *Earth-Sci Rev* 2018;179:392–410. <https://doi.org/10.1016/j.earscirev.2018.02.018>.
- [37] Oudinot AY, Riestenberg DE, Koperna GJ. Enhanced Gas Recovery and CO<sub>2</sub> Storage in Coal Bed Methane Reservoirs with N<sub>2</sub> Co-Injection. *Energy Procedia* 2017;114:5356–76. <https://doi.org/10.1016/j.egypro.2017.03.1662>.
- [38] Polikhronidi I, Batyrova R. Supercritical CO<sub>2</sub>: Properties and Technological Applications - A Review. *J Therm Sci* 2019;38.
- [39] PubChem, Carbon dioxide, (n.d.). <https://pubchem.ncbi.nlm.nih.gov/compound/280> (accessed October 13, 2020).
- [40] Devatine A, Chiciu I, Mietton-Peuchot M. The protective role of dissolved carbon dioxide against wine oxidation: a simple and rational approach. *OENO One* 2011;45:189. <https://doi.org/10.20870/oeno-one.2011.45.3.1494>.
- [41] Yao H, Wei X, Ye H. Supercritical carbon dioxide as a new working medium for pneumatic launch: A theoretical study. *Def. Technol.* (2020) S2214914720303950. <https://doi.org/10.1016/j.dt.2020.06.027>.
- [42] Dong K, Wang X. CO<sub>2</sub> Utilization in the Ironmaking and Steelmaking Process. *Metals* 2019;9:273. <https://doi.org/10.3390/met9030273>.
- [43] Saldaña MDA, Zetzl C, Mohamed RS, Brunner G. Decaffeination of guaraná seeds in a microextraction column using water-saturated CO<sub>2</sub>. *J Supercrit Fluids* 2002;22:119–27. [https://doi.org/10.1016/S0896-8446\(01\)00121-8](https://doi.org/10.1016/S0896-8446(01)00121-8).
- [44] Long B, Ryan KM, Padrela L. From batch to continuous — New opportunities for supercritical CO<sub>2</sub> technology in pharmaceutical manufacturing. *Eur J Pharm Sci* 2019;137:104971. <https://doi.org/10.1016/j.ejps.2019.104971>.
- [45] Supekar SD, Skerlos SJ. Supercritical Carbon Dioxide in Microelectronics Manufacturing: Marginal Cradle-to-grave Emissions. *Procedia CIRP* 2014;15:461–6. <https://doi.org/10.1016/j.procir.2014.06.061>.
- [46] Marriott R, Jessop P, Barnes M. CO<sub>2</sub>-based Solvents, in: *Carbon Dioxide Util.*, Elsevier, 2015: pp. 73–96. <https://doi.org/10.1016/B978-0-444-62746-9.00006-2>.
- [47] Global Solvents Industry, (2020). [https://www.reportlinker.com/p05561789/Global-Solvents-Industry.html?utm\\_source=PRN](https://www.reportlinker.com/p05561789/Global-Solvents-Industry.html?utm_source=PRN) (accessed July 31, 2020).
- [48] IPCC, Global Warming Potential Values, (n.d.). [https://www.ghgprotocol.org/sites/default/files/ghgp/Global-Warming-Potential-Values%20%28Feb%2016%202016%29\\_1.pdf](https://www.ghgprotocol.org/sites/default/files/ghgp/Global-Warming-Potential-Values%20%28Feb%2016%202016%29_1.pdf) (accessed September 22, 2020).
- [49] Pruess K. Enhanced geothermal systems (EGS) using CO<sub>2</sub> as working fluid—A novel approach for generating renewable energy with simultaneous sequestration of carbon. *Geothermics* 2006;35:351–67. <https://doi.org/10.1016/j.geothermics.2006.08.002>.
- [50] Cornot-Gandolphe S, Capture C. Storage and Utilization to the Rescue of Coal? Global Perspectives and Focus on China and the United States; 2019. p. 58.
- [51] K. Biniek, K. Henderson, M. Rogers, G. Santoni, Driving CO<sub>2</sub> emissions to zero (and beyond) with carbon capture, use, and storage, (2020) 8.
- [52] Bruhn T, Naims H, Olfe-Kräutlein B. Separating the debate on CO<sub>2</sub> utilisation from carbon capture and storage. *Environ Sci Policy* 2016;60:38–43. <https://doi.org/10.1016/j.envsci.2016.03.001>.
- [53] European Commission. Joint Research Centre. Institute for Environment and Sustainability., International Reference Life Cycle Data System (ILCD) Handbook : general guide for life cycle assessment : detailed guidance., Publications Office, LU, 2010. <https://data.europa.eu/doi/10.2788/38479> (accessed October 22, 2020).
- [54] Ashford B, Tu X. Non-thermal plasma technology for the conversion of CO<sub>2</sub>. *Curr Opin Green Sustain Chem* 2017;3:45–9. <https://doi.org/10.1016/j.cogsc.2016.12.001>.
- [55] Schreier M, Héroguel F, Steier L, Ahmad S, Luterbacher JS, Mayer MT, et al. Solar conversion of CO<sub>2</sub> to CO using Earth-abundant electrocatalysts prepared by atomic layer modification of CuO. *Nat Energy* 2017;2:1–9. <https://doi.org/10.1038/nenergy.2017.87>.
- [56] Mustafa A, Lougou BG, Shuai Y, Wang Z, Tan H. Current technology development for CO<sub>2</sub> utilization into solar fuels and chemicals: A review. *J Energy Chem* 2020;49:96–123. <https://doi.org/10.1016/j.jechem.2020.01.023>.
- [57] Anwar MN, Fayyaz A, Sohail NF, Khokhar MF, Baqar M, Yasar A, et al. CO<sub>2</sub> utilization: Turning greenhouse gas into fuels and valuable products. *J Environ Manage* 2020;260:110059. <https://doi.org/10.1016/j.jenvman.2019.110059>.
- [58] Carapellucci R, Giordano L. Steam, dry and autothermal methane reforming for hydrogen production: A thermodynamic equilibrium analysis. *J Power Sources* 2020;469:228391. <https://doi.org/10.1016/j.jpowsour.2020.228391>.
- [59] Saeidi S, Amin NAS, Rahimpour MR. Hydrogenation of CO<sub>2</sub> to value-added products—A review and potential future developments. *J CO<sub>2</sub> Util* 2014;5:66–81. <https://doi.org/10.1016/j.jcou.2013.12.005>.
- [60] Luna PD, Hahn C, Higgins D, Jaffer SA, Jaramillo TF, Sargent EH. What would it take for renewably powered electrosynthesis to displace petrochemical processes? *Science* 2019;364. <https://doi.org/10.1126/science.aav3506>.
- [61] Ogura K. Electrochemical reduction of carbon dioxide to ethylene: Mechanistic approach. *J CO<sub>2</sub> Util* 2013;1:43–9. <https://doi.org/10.1016/j.jcou.2013.03.003>.
- [62] Agarwal AS, Zhai Y, Hill D, Sridhar N. The Electrochemical Reduction of Carbon Dioxide to Formate/Formic Acid: Engineering and Economic Feasibility. *ChemSusChem* 2011;4:1301–10. <https://doi.org/10.1002/cssc.201100220>.
- [63] Adekoya DO, Tahir M, Amin NAS. g-C<sub>3</sub>N<sub>4</sub>/(Cu/TiO<sub>2</sub>) nanocomposite for enhanced photoreduction of CO<sub>2</sub> to CH<sub>3</sub>OH and HCOOH under UV/visible light. *J CO<sub>2</sub> Util* 2017. <https://www.scopus.com/inward/record.uri?eid=2-s2.0-85012885987&doi=10.1016%2fj.jcou.2017.02.004&partnerID=40&md5=2cdba396724f662248078d97fd576f4a>.
- [64] Yan Y, Gu J, Zeitler EL, Bocarsly AB. Photoelectrocatalytic Reduction of Carbon Dioxide, in: *Carbon Dioxide Util.*, Elsevier, 2015: pp. 211–233. <https://doi.org/10.1016/B978-0-444-62746-9.00012-8>.
- [65] Markewitz P, Kuckshinrichs W, Leitner W, Linssen J, Zapp P, Bongartz R, et al. Markewitz innovations in the development of carbon capture technologies and the utilization of CO<sub>2</sub>. *Energy Environ Sci* 2012;5:7281–305. <https://doi.org/10.1039/C2EE003403D>.
- [66] Sanna A, Uibu M, Caramanna G, Kuusik R, Maroto-Valer MM. A review of mineral carbonation technologies to sequester CO<sub>2</sub>. *Chem Soc Rev* 2014;43:8049–80. <https://doi.org/10.1039/C4CS00035H>.
- [67] Snæbjörnsdóttir SÓ, Sigfússon B, Marieni C, Goldberg D, Gislason SR, Oelkers EH. Carbon dioxide storage through mineral carbonation. *Nat Rev Earth Environ* 2020;1:90–102. <https://doi.org/10.1038/s43017-019-0011-8>.
- [68] Qin Y, Niu G, Wang X, Luo D, Duan Y. Status of CO<sub>2</sub> conversion using microwave plasma. *J CO<sub>2</sub> Util* 2018;28:283–91. <https://doi.org/10.1016/j.jcou.2018.10.003>.
- [69] Zhang X, Sun W, Chu W. Effect of glow discharge plasma treatment on the performance of Ni/SiO<sub>2</sub> catalyst in CO<sub>2</sub> methanation. *J Fuel Chem Technol* 2013;41:96–101. [https://doi.org/10.1016/S1872-5813\(13\)60012-2](https://doi.org/10.1016/S1872-5813(13)60012-2).
- [70] National Petroleum Council, Meeting the Dual Challenge - CO<sub>2</sub> Use, (2019). <http://dualchallenge.npc.org/downloads.php> (accessed April 8, 2020).
- [71] Zhang Q, Nurhayati C-L, Cheng D, Nagarajan J-S, Chang J, Hu D-D, Lee, Carbon capture and utilization of fermentation CO<sub>2</sub>: Integrated ethanol fermentation and succinic acid production as an efficient platform. *Appl Energy* 2017;206:364–71. <https://doi.org/10.1016/j.apenergy.2017.08.193>.
- [72] Cuellar-Bermudez SP, Garcia-Perez JS, Rittmann BE, Parra-Saldivar R. Photosynthetic bioenergy utilizing CO<sub>2</sub>: an approach on flue gases utilization for third generation biofuels. *J Clean Prod* 2015;98:53–65. <https://doi.org/10.1016/j.jclepro.2014.03.034>.
- [73] Salehizadeh H, Yan N, Farnood R. Recent advances in microbial CO<sub>2</sub> fixation and conversion to value-added products. *Chem Eng J* 2020;390:124584. <https://doi.org/10.1016/j.cej.2020.124584>.
- [74] World Energy Outlook 2020, (2020) 464.
- [75] Ampelli C, Perathoner S, Centi G. CO<sub>2</sub> utilization: an enabling element to move to a resource- and energy-efficient chemical and fuel production. *Philos Trans R Soc Math Phys Eng Sci* 2015;373:20140177. <https://doi.org/10.1098/rsta.2014.0177>.
- [76] Branco JB, Brito PE, Ferreira AC. Methanation of CO<sub>2</sub> over nickel-lanthanide bimetallic oxides supported on silica. *Chem Eng J* 2020;380:122465. <https://doi.org/10.1016/j.cej.2019.122465>.
- [77] Pérez-Fortes M, Schöneberger JC, Boulamanti A, Tzimas E. Methanol synthesis using captured CO<sub>2</sub> as raw material: Techno-economic and environmental assessment, *Appl. Energy*. 161 (2016) 718–732. <https://doi.org/10.1016/j.apenergy.2015.07.067>.
- [78] Semelsberger TA, Borup RL, Greene HL. Dimethyl ether (DME) as an alternative fuel. *J Power Sources* 2006;156:497–511. <https://doi.org/10.1016/j.jpowsour.2005.05.082>.
- [79] Gonçalves AL, Rodrigues CM, Pires JCM, Simões M. The effect of increasing CO<sub>2</sub> concentrations on its capture, biomass production and wastewater bioremediation by microalgae and cyanobacteria. *Algal Res* 2016;14:127–36. <https://doi.org/10.1016/j.algal.2016.01.008>.
- [80] Olah GA, Goepfert A, Prakash GKS. Chemical Recycling of Carbon Dioxide to Methanol and Dimethyl Ether: From Greenhouse Gas to Renewable,

- Environmentally Carbon Neutral Fuels and Synthetic Hydrocarbons. *J Org Chem* 2009;74:487–98. <https://doi.org/10.1021/jo801260f>.
- [81] Meunier N, Chauvy R, Mouhoubi S, Thomas D, De Weireld G. Alternative production of methanol from industrial CO<sub>2</sub>. *Renew Energy* 2020;146:1192–203. <https://doi.org/10.1016/j.renene.2019.07.010>.
- [82] Bareschino P, Mancusi E, Urciuolo M, Paulillo A, Chirone R, Pepe F. Life cycle assessment and feasibility analysis of a combined chemical looping combustion and power-to-methane system for CO<sub>2</sub> capture and utilization. *Renew Sustain Energy Rev* 2020;130:109962. <https://doi.org/10.1016/j.rser.2020.109962>.
- [83] Tomatis M, Mahmud Parvez A, Afzal MT, Mareta S, Wu T, He J, He T. Utilization of CO<sub>2</sub> in renewable DME fuel production: A life cycle analysis (LCA)-based case study in China. *Fuel*. 254 (2019) 115627. <https://doi.org/10.1016/j.fuel.2019.115627>.
- [84] Armstrong K. Emerging Industrial Applications, in: *Carbon Dioxide Util.*, Elsevier, 2015: pp. 237–251. <https://doi.org/10.1016/B978-0-444-62746-9.00013-X>.
- [85] Sabri MA, Al Jitan S, Bahamon D, Vega LF, Palmisano G. Current and future perspectives on catalytic-based integrated carbon capture and utilization. *Sci Total Environ* 2021;790:148081. <https://doi.org/10.1016/j.scitotenv.2021.148081>.
- [86] Projects: Emissions-to-Liquids Technology, CRI - Carbon Recycl. Int. (n.d.). <https://www.carbonrecycling.is/projects> (accessed September 23, 2020).
- [87] Methanex Investor Presentation, (2019).
- [88] Heim LE, Konnerth H, Prechtl MHG. Future perspectives for formaldehyde: pathways for reductive synthesis and energy storage. *Green Chem* 2017;19:2347–55. <https://doi.org/10.1039/C6GC03093A>.
- [89] American Cancer Society, Formaldehyde, (2014). <https://www.cancer.org/cancer/cancer-causes/formaldehyde.html> (accessed September 23, 2020).
- [90] Mikkelsen M, Jørgensen M, Krebs FC. The teraton challenge. A review of fixation and transformation of carbon dioxide. *Energy Env Sci* 2010;3:43–81. <https://doi.org/10.1039/B912904A>.
- [91] de Q.F. Araújo O, de Medeiros JL, Alves RMB, CO<sub>2</sub> Utilization: A Process Systems Engineering Vision, CO<sub>2</sub> Sequestration Valorization. (2014). <https://doi.org/10.5772/57560>.
- [92] Razali NAM, Lee KT, Bhatia S, Mohamed AR. Heterogeneous catalysts for production of chemicals using carbon dioxide as raw material: A review. *Renew Sustain Energy Rev* 2012;16:4951–64. <https://doi.org/10.1016/j.rser.2012.04.012>.
- [93] Peters M, Köhler B, Kuckshinrichs W, Leitner W, Markewitz P, Müller TE. Chemical Technologies for Exploiting and Recycling Carbon Dioxide into the Value Chain. *ChemSusChem* 2011;4:1216–40. <https://doi.org/10.1002/cssc.201000447>.
- [94] Chauvy R, Meunier N, Thomas D, De Weireld G. Selecting emerging CO<sub>2</sub> utilization products for short- to mid-term deployment. *Appl Energy* 2019;236:662–80. <https://doi.org/10.1016/j.apenergy.2018.11.096>.
- [95] Arnott B, Rehackova L, Errington L, Sniehotta FF, Roberts J, Araujo-Soares V. Efficacy of behavioural interventions for transport behaviour change: systematic review, meta-analysis and intervention coding. *Int J Behav Nutr Phys Act* 2014; 11. <https://doi.org/10.1186/s12966-014-0133-9>.
- [96] North M. What is CO<sub>2</sub>? Thermodynamics, Basic Reactions and Physical Chemistry, in: *Carbon Dioxide Util.*, Elsevier, 2015: pp. 3–17. <https://doi.org/10.1016/B978-0-444-62746-9.00001-3>.
- [97] Matières plastiques, L'Élémentarium. (n.d.). <https://www.lelementarium.fr/focus/matieres-plastiques/> (accessed July 22, 2020).
- [98] Alper E, Yuksek Orhan O. CO<sub>2</sub> utilization: Developments in conversion processes. *Petroleum* 2017;3:109–26. <https://doi.org/10.1016/j.petlm.2016.11.003>.
- [99] Forti L, Fosse F. Chemical recycling of CO<sub>2</sub>, (2016) 6.
- [100] Fukuoka S, Fukawa I, Tojo M, Oonishi K, Hachiya H, Aminaka M, et al. A Novel Non-Phosgene Process for Polycarbonate Production from CO<sub>2</sub>: Green and Sustainable Chemistry in Practice. *Catal. Surv. Asia* 2010;14:146–63. <https://doi.org/10.1007/s10563-010-9093-5>.
- [101] Otto A, Grube T, Schiebahn S, Stolten D. Closing the loop: captured CO<sub>2</sub> as a feedstock in the chemical industry. *Energy Environ Sci* 2015;8:3283–97. <https://doi.org/10.1039/C5EE02591E>.
- [102] von der Assen N, Bardow A. Life cycle assessment of polyols for polyurethane production using CO<sub>2</sub> as feedstock: insights from an industrial case study. *Green Chem* 2014;16:3272–80. <https://doi.org/10.1039/C4GC00513A>.
- [103] Kapetaki Z, Miranda Barbosa E. European Commission, Joint Research Centre, Carbon capture utilisation and storage: technology development report., 2019. [https://op.europa.eu/publication/manifestation\\_identifier/PUB\\_KJBK19003ENN](https://op.europa.eu/publication/manifestation_identifier/PUB_KJBK19003ENN) (accessed September 18, 2020).
- [104] Polyols market by Type, Application & Geography | COVID-19 Impact Analysis | MarketsandMarkets, (n.d.). <https://www.marketsandmarkets.com/Market-Reports/polyols-market-725.html> (accessed October 2, 2020).
- [105] Fernández-Dacosta C, Stojcheva V, Ramirez A. Closing carbon cycles: Evaluating the performance of multi-product CO<sub>2</sub> utilisation and storage configurations in a refinery. *J CO<sub>2</sub> Util* 2018. <https://www.scopus.com/inward/record.uri?eid=2-s2.0-85036472256&doi=10.1016%2Fj.jcou.2017.11.008&partnerID=40&md5=9df32ad911e0bca26a856135ecb0f021>.
- [106] Lifecycle of a Plastic Product, (n.d.). <https://plastics.americanchemistry.com/Lifecycle-of-a-Plastic-Product/> (accessed October 21, 2020).
- [107] Zhang Z, Pan S-Y, Li H, Cai J, Olabi AG, Anthony EJ, et al. Recent advances in carbon dioxide utilization. *Renew Sustain Energy Rev* 2020;125:109799. <https://doi.org/10.1016/j.rser.2020.109799>.
- [108] Urea - Chemical Economics Handbook (CEH) | IHS Markit, (2020). <https://ihsmarkit.com/products/urea-chemical-economics-handbook.html> (accessed June 18, 2020).
- [109] Boot-Handford ME, Abanades JC, Anthony EJ, Blunt MJ, Brandani S, Mac Dowell N, et al. Carbon capture and storage update. *Energy Env Sci* 2014;7: 130–89. <https://doi.org/10.1039/C3EE42350F>.
- [110] EUROPA - How carbon capture can play a role in urea production | SETIS - European Commission, (n.d.). <https://setis.ec.europa.eu/publications/setis-magazine/carbon-capture-utilisation-and-storage/how-carbon-capture-can-play-role> (accessed June 18, 2020).
- [111] J. Tierling, CO<sub>2</sub> emission after Urea application, (2016) 3.
- [112] Yi Z, Wang T, Guo R. Sustainable building material from CO<sub>2</sub> mineralization slag: Aggregate for concretes and effect of CO<sub>2</sub> curing. *J CO<sub>2</sub> Util* 2020;40:101196. <https://doi.org/10.1016/j.jcou.2020.101196>.
- [113] P. Styring, CO<sub>2</sub>Chem – Carbon Capture and Utilisation in the green economy, (2011). <http://co2chem.co.uk/carbon-capture-and-utilisation-in-the-green-economy> (accessed July 10, 2020).
- [114] Cuéllar-Franca RM, Azapagic A. Carbon capture, storage and utilisation technologies: A critical analysis and comparison of their life cycle environmental impacts. *J CO<sub>2</sub> Util* 2015;9:82–102. <https://doi.org/10.1016/j.jcou.2014.12.001>.
- [115] J.Z. Zemajtis, Role of Concrete Curing, (2018). <https://www.cement.org/learn/concrete-technology/concrete-construction/curing-in-construction> (accessed September 25, 2020).
- [116] Zhan B, Poon C, Shi C. CO<sub>2</sub> curing for improving the properties of concrete blocks containing recycled aggregates. *Cem Concr Compos* 2013;42:1–8. <https://doi.org/10.1016/j.cemconcomp.2013.04.013>.
- [117] Cement production global 2019, Statista. (2020). <https://www.statista.com/statistics/1087115/global-cement-production-volume/> (accessed September 25, 2020).
- [118] Patricio J. Method to identify opportunities for CCU at regional level — Matching sources and receivers, (2017) 16.
- [119] Patricio J, Angelis-Dimakis A, Castillo-Castillo A, Kalmykova Y, Rosado L. Region prioritization for the development of carbon capture and utilization technologies. *J CO<sub>2</sub> Util* 2017. <https://www.scopus.com/inward/record.uri?eid=2-s2.0-8499606919&doi=10.1016%2Fj.jcou.2016.10.002&partnerID=40&md5=9a13bd24a843528ee0182812db070e>.
- [120] Kydes AS, Kanudia A, Loulou R. National Energy Modeling Systems, in: C.J. Cleveland (Ed.), *Encycl. Energy*, Elsevier, New York, 2004: pp. 89–109. <https://doi.org/10.1016/B0-12-176480-X/00245-X>.
- [121] IAMC-Documentation contributors, IAMC wiki, (2021). [https://www.iamcdocumentation.eu/index.php?title=IAMC\\_wiki&oldid=14740](https://www.iamcdocumentation.eu/index.php?title=IAMC_wiki&oldid=14740) (accessed July 5, 2021).
- [122] Subramanian ASR, Gundersen T, Adams TA. Modeling and Simulation of Energy Systems: A Review. *Processes* 2018;6:238. <https://doi.org/10.3390/pr6120238>.
- [123] Desport L, Sellose S. An overview of CO<sub>2</sub> capture and utilization in energy models. *Resour Conserv Recycl* 2022;180:106150. <https://doi.org/10.1016/j.resconrec.2021.106150>.
- [124] Butnar I, Cronin J, Pye S. Review of Carbon Capture Utilisation and Carbon Capture and Storage in future EU decarbonisation scenarios. *Final Rep* 2020:57.
- [125] Kätheilö A, Meyers R, Deutz S, Suh S, Bardow A. Climate change mitigation potential of carbon capture and utilization in the chemical industry. *Proc Natl Acad Sci* 2019;116:11187–94. <https://doi.org/10.1073/pnas.1821029116>.
- [126] Bazzanella AM, Ausfelder F. Low Carbon Energy and Feedstock for the European Chemical Industry, *DECHEMA Gesellschaft für. Chem Tech (Leipzig)* 2017:168.
- [127] Leonzio G, Bogle D, Foscolo PU, Zondervan E. Optimization of CCUS supply chains in the UK: A strategic role for emissions reduction. *Chem Eng Res Des* 2020;155:211–28. <https://doi.org/10.1016/j.cherd.2020.01.002>.
- [128] Cunha BSL, Garaffa R, Gurgel A. TEA Model Documentation, FGV, 2020. <http://bibliotecadigital.fgv.br/dspace/bitstream/handle/10438/28756/TD%20520%20-%20FGVAGRO.pdf?sequence=1&isAllowed=y> (accessed April 23, 2021).
- [129] Zhang S, Zhuang Y, Tao R, Liu L, Zhang L, Du J. Multi-objective optimization for the deployment of carbon capture utilization and storage supply chain considering economic and environmental performance. *J Clean Prod* 2020;270: 122481. <https://doi.org/10.1016/j.jclepro.2020.122481>.
- [130] Cartwright J. UK Electricity Production Plants, UK Electr. Prod. (n.d.). <https://electricityproduction.uk/plant/> (accessed June 8, 2021).
- [131] Keith DW, Holmes G, Angelo DS, Heidel K. A Process for Capturing CO<sub>2</sub> from the Atmosphere. *Joule* 2018;2:1573–94. <https://doi.org/10.1016/j.joule.2018.05.006>.
- [132] Tanzer SE, Blok K, Ramírez A. Can bioenergy with carbon capture and storage result in carbon negative steel? *Int J Greenh Gas Control* 2020;100:103104. <https://doi.org/10.1016/j.jggc.2020.103104>.
- [133] de Kleijne K, James J, Hanssen SV, van Zelm R. Environmental benefits of urea production from basic oxygen furnace gas. *Appl Energy* 2020;270:115119. <https://doi.org/10.1016/j.apenergy.2020.115119>.
- [134] Emissions CO<sub>2</sub> de la consommation électrique en temps réel, (2020). <http://electricitymap.tmrow.co> (accessed November 25, 2020).
- [135] Buchner GA, Wulfes N, Schomäcker R. Techno-economic assessment of CO<sub>2</sub>-containing polyurethane rubbers. *J CO<sub>2</sub> Util* 2020. <https://www.scopus.com/inward/record.uri?eid=2-s2.0-85075790520&doi=10.1016%2Fj.jcou.2019.11.010&partnerID=40&md5=2740e2d6a278a673ff9a4669e1333382>.
- [136] Fernández-Dacosta C, van der Spek M, Hung CR, Oregionni GD, Skagestad R, Parihar P, et al. Prospective techno-economic and environmental assessment of carbon capture at a refinery and CO<sub>2</sub> utilisation in polyol synthesis. *J CO<sub>2</sub> Util* 2017;21:405–22. <https://doi.org/10.1016/j.jcou.2017.08.005>.
- [137] Gabrielli P, Gazzani M, Mazzotti M. The Role of Carbon Capture and Utilization, Carbon Capture and Storage, and Biomass to Enable a Net-Zero-CO<sub>2</sub> Emissions Chemical Industry. *Ind Eng Chem Res* 2020;59:7033–45. <https://doi.org/10.1021/acs.iecr.9b06579>.

- [138] M. Fajardy, Recognizing the Value of Collaboration in Delivering Carbon Dioxide Removal, OPEN ACCESS. (n.d.) 13.
- [139] Philbin SP, Wang S-H-M. Perspectives on The Techno-Economic Analysis of Carbon Capture and Storage. *J Technol Manag Innov* 2019;14:3–17. <https://doi.org/10.4067/S0718-27242019000300003>.
- [140] D.D. Kearns, TECHNOLOGY READINESS AND COSTS OF CCS, (n.d.) 50.
- [141] Strategy CCUS, Experiences from surveys: Social acceptance of CCUS by the general public | Strategy CCUS, (2022). <https://www.strategyccus.eu/news-and-events/news/experiences-surveys-social-acceptance-ccus-general-public> (accessed March 3, 2022).
- [142] Arning K, van Heek J, Ziefle M. Risk Perception and Acceptance of CDU Consumer Products in Germany. *Energy Procedia* 2017;114:7186–96. <https://doi.org/10.1016/j.egypro.2017.03.1823>.
- [143] J. Rissman, C. Bataille, E. Masanet, N. Aden, W.R. Morrow, N. Zhou, N. Elliott, R. Dell, N. Heeren, B. Huckestein, J. Cresko, S.A. Miller, J. Roy, P. Fennell, B. Cremmins, T. Koch Blank, D. Hone, E.D. Williams, S. de la Rue du Can, B. Sisson, M. Williams, J. Katzenberger, D. Burtraw, G. Sethi, H. Ping, D. Danielson, H. Lu, T. Lorber, J. Dinkel, J. Helseth, Technologies and policies to decarbonize global industry: Review and assessment of mitigation drivers through 2070, *Appl. Energy*. 266 (2020) 114848. <https://doi.org/10.1016/j.apenergy.2020.114848>.
- [144] Transforming Industry through CCUS – Analysis, IEA. (n.d.). <https://www.iea.org/reports/transforming-industry-through-ccus> (accessed November 5, 2020).
- [145] Beswick RR, Oliveira AM, Yan Y. Does the Green Hydrogen Economy Have a Water Problem? *ACS Energy Lett* 2021;6:3167–9. <https://doi.org/10.1021/acsenerylett.1c01375>.