



HAL
open science

Dual Kondo effect charge ordering and zero thermal expansion in a correlated intermetallic

Yen-Fa Liao, Bodry Tegomo Chiogo, Thomas Clause, Thomas Mazet,
Ku-Ding Tsuei, Daniel Malterre, Ashish Chainani

► **To cite this version:**

Yen-Fa Liao, Bodry Tegomo Chiogo, Thomas Clause, Thomas Mazet, Ku-Ding Tsuei, et al.. Dual Kondo effect charge ordering and zero thermal expansion in a correlated intermetallic. *Communications Materials*, 2022, 3, pp.23. 10.1038/s43246-022-00243-5 . hal-03894582

HAL Id: hal-03894582

<https://hal.science/hal-03894582>

Submitted on 12 Dec 2022






HAL is a multi-disciplinary open access archive for the deposit and dissemination of scientific research documents, whether they are published or not. The documents may come from teaching and research institutions in France or abroad, or from public or private research centers.

L'archive ouverte pluridisciplinaire **HAL**, est destinée au dépôt et à la diffusion de documents scientifiques de niveau recherche, publiés ou non, émanant des établissements d'enseignement et de recherche français ou étrangers, des laboratoires publics ou privés.



Distributed under a Creative Commons Attribution 4.0 International License

Dual Kondo effect charge ordering and zero thermal expansion in a correlated intermetallic

Yen-Fa Liao¹, Bodry Tegomo Chiogo², Thomas Clause¹ ², Thomas Mazet² ², Ku-Ding Tsuei¹, Daniel Malterre²  & Ashish Chainani¹  

The possibility that valency changes due to the Kondo effect induce a charge-density-wave (CDW) transition and lead to zero-thermal-expansion by compensating the accompanying structural changes is appealing from both a fundamental and applied physics perspective. Theoretical studies have predicted CDW-order caused by the Kondo effect, whereby a material would exhibit a temperature-dependent dual Kondo effect comprising of two sublattices with different single-ion Kondo temperatures, but its experimental realization remains elusive. Here, we show direct evidence of a dual Kondo effect providing the electronic energy gain for a CDW accompanied by zero-thermal-expansion, in a strongly correlated *f*-electron material. YbPd undergoes a cubic to tetragonal transition with an incommensurate-CDW below $T_1 = 130$ K, which becomes commensurate below $T_2 = 105$ K. Bulk-sensitive spectroscopy reveals temperature-independent ytterbium single-site mixed-valence above T_1 , and a clear temperature-dependent mixed-valence charge-disproportionation of two crystallographic ytterbium sites in the CDW phases. Simplified single-impurity Anderson model calculations prove existence of a dual Kondo mixed-valency coupled to the CDW changes associated with the two ytterbium sites, and quantify site-dependent single-ion Kondo temperatures. The dual Kondo temperatures track the evolution of lattice parameters, resulting in a cell-volume compensated Kondo-CDW phase. The results provide a route to develop room temperature intermetallic zero-thermal-expansion materials.

¹National Synchrotron Radiation Research Center, Hsinchu Science Park, Hsinchu 30076, Taiwan. ²Université de Lorraine, CNRS, Institut Jean Lamour, 54000 Nancy, France. ✉email: daniel.malterre@univ-lorraine.fr; chainani.ash@nsrrc.org.tw

Many-body interactions often lead to unusual behavior due to an emergent low-energy scale, which is responsible for the low-temperature (T) physical properties of solids. Symmetry breaking and phase transitions are spectacular effects originating in many body interactions. Superconductivity¹ and charge-density-wave (CDW)-order² are typical examples of collective broken symmetry ground states, which can arise from electron-phonon interactions. Singular physics can also emerge from a single orbital with strong on-site Coulomb correlations hybridized with a conduction band, as in the Kondo effect^{3,4}. The coexistence of CDW-order and superconductivity is known for many systems such as transition-metal dichalcogenides^{5,6}, intermetallics, organic and inorganic compounds⁷, including the high- T_c cuprates^{8,9}. In an early theoretical study of the 1D (dimensional) Kondo-lattice model with strong on-site Kondo coupling J , a CDW-order was predicted at quarter-filling¹⁰. More recently, using single-site dynamical mean-field theory (DMFT)¹¹, a bipartite Kondo lattice at quarter-filling showed a pure ferromagnetic phase at low- T , a coexistence regime of ferromagnetism and CDW-order at intermediate T , and a paramagnetic insulating CDW phase at higher T . In another study¹² using cellular (C)-DMFT and variational Monte-Carlo calculations in 2D, it was shown that an antiferromagnetic (AF) insulating CDW phase at $T = 0$ became a paramagnetic CDW-metal at small T . A CDW phase characterized by charge disproportionation due to partial Kondo screening was also reported for the periodic Anderson model on a 2D triangular lattice with repulsive on-site Coulomb interactions even in the absence of inter-site Coulomb interactions^{13–15}. Surprisingly, in spite of these theoretical predictions^{10–15}, there is no experimental evidence of a material exhibiting CDW-order due to the Kondo effect. In particular, while f -electron containing CDW systems have been reported, spectroscopic studies showed that the CDW was associated with non- f electrons^{16,17}. A recent study¹⁸ on UPt_2Si_2 suggested interplay between CDW-order and Kondo-lattice behavior before AF-order sets in at $T_N = 35$ K, but spectroscopic evidence of the role of U $5f$ electrons is awaited. Considering the more general case of Kondo effect modifying lattice properties, a Kondo mixed-valence driven zero-thermal-expansion (ZTE) was proposed¹⁹ to explain the properties of YbGaGe because Yb^{2+} ions exhibit a larger crystal radius than Yb^{3+} ions. However, later studies showed that it was due to interstitial impurities and not mixed-valence^{20–22}. Further, in the anomalous thermal expansion square-net compounds RE_4MGe_8 ($\text{RE} = \text{Yb}, \text{Gd}, \text{M} = \text{Cr-Ni}, \text{Ag}$), which showed CDW modulations, the role of f -electron mixed-valence was ruled out by comparing RE properties²³.

YbPd is a metal that exhibits two sharp transitions in the specific heat at $T_1 = 130$ K and $T_2 = 105$ K, becoming more metallic with steps in electrical resistivity at T_1 and T_2 , followed by AF-ordering at $T_N = 1.9$ K arising from a competition between Ruderman-Kittel-Kasuya-Yosida (RKKY) interaction and the Kondo effect^{24–28}. The resistivity further reduces below T_N , and YbPd remains metallic down to the lowest measured temperature of 40 mK²⁸. YbPd lies between trivalent YbPd_3 and divalent Yb_3Pd in the Yd-Pd phase diagram²⁴, corroborating the Yb valence instability evidenced by experiments. ^{170}Yb -Mössbauer measurements at $T = 0.05$ K and 1.4 K confirmed the AF-ordering below T_N and mixed-valence indicating two Yb sites with differing charge states, one magnetic and the other non-magnetic²⁵. The Yb^{3+} site showed a magnetic moment much smaller than the free ion value, inconsistent with a Γ_8 symmetry ground state inferred from inelastic neutron scattering²⁶, suggesting a significant $4f$ -conduction band hybridization²⁵. Further, the other non-magnetic Yb site suggested a stronger hybridization indicative of a dominant Kondo effect^{25,26}.

X-ray absorption spectroscopy (XAS) at the Yb-L_{3} edge²⁸ and low-energy photoemission²⁹ showed mixed-valence with an average Yb valence $\nu_{\text{av}} \sim 2.8$ at $T = 300$ K. While many studies have shown that T -dependent high-energy spectroscopies are powerful to analyze the mixed-valence of Ce and Yb compounds and estimate the Kondo energy^{30–34}, such an analysis of YbPd has not been reported, although T -dependent valency changes were reported²⁸. Recent X-ray diffraction studies revealed an incommensurate (I)-CDW order below $T_1 = 130$ K with a wave vector $Q_1 = (\pm 0.07 \pm 0.07 \ 1/2)$, which becomes a commensurate (C)-CDW at $T_2 = 105$ K, with wave vector $Q_2 = (0 \ 0 \ 1/2)$ ^{27,35}. The high- T cubic YbPd with lattice parameters $a = b = c$ and one Yb crystallographic site, deforms into a tetragonal (T') structure below T_1 with $a_T = b_T \neq c_T$ [see Fig. 1(a), (b)] and a displacement of Pd atoms along the c -axis. This leads to a unit-cell doubling along the c -axis ($2c_T = c_T$) in the T'-phase with a trivalent magnetic Yb_1 -site and a mixed-valent non-magnetic Yb_2 -site with valency $\nu \sim 2.6$, consistent with the Mössbauer study²⁵.

A CDW transition is governed by a competition of elastic and electronic energies since a structural distortion with positive

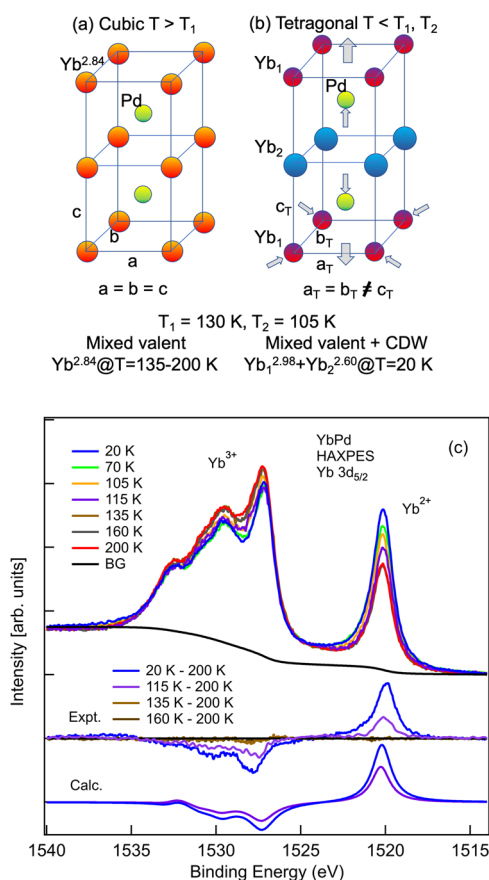


Fig. 1 Schematic structure of YbPd across the CDW transition and evolution of Yb mixed valence. Panels **a** and **b** show the schematic crystal structure in the cubic and tetragonal phases of YbPd . The cubic phase has a single crystallographic site, while the tetragonal phase has two distinct crystallographic sites, Yb_1 and Yb_2 , respectively. Panel **c** shows the experimental $\text{Yb-3d}_{5/2}$ core-level HAXPES of YbPd between 20 K and 200 K. The solid black line is the Shirley background subtracted to estimate the $\text{Yb-3d}_{5/2}$ -spectral weight. Below the CDW transition ($T_1 = 130$ K), the spectra exhibit a T -dependent valence change but are T -independent above T_1 . The experimental and calculated difference spectra for the $T = 20$ K and $T = 115$ K obtained by subtracting the $T = 200$ K spectrum shows consistent change in mixed valence as discussed in the text, while the difference spectra for $T = 135$ K and $T = 160$ K show negligible changes.

energy gets compensated by a negative electronic energy. In the classic 1D-Peierls transition, the electronic energy stabilization occurs via electron-phonon coupling with a Kohn anomaly, divergence in the electronic susceptibility, and Fermi surface nesting (FSN), which opens a gap in electronic states². For some quasi-2D-systems like 2H-NbSe₂, a more general momentum-dependent electron-phonon coupling causes an I-CDW with maxima in the electronic susceptibility without FSN^{5,6,36,37}. In an alternative picture for 2H-NbSe₂, and for Cr-metal, both of which show continuous pressure-driven quantum-critical points³⁸, the I-CDW/I-SDW (spin-density-wave) transitions were discussed as itinerant density wave instabilities, rooted in long range electron-electron correlations and exchange interactions³⁹. Since YbPd is a 3-D cubic system at high-*T*, which becomes more metallic in the CDW phase²⁸, it suggests absence of FSN. Band structure calculations in the local density approximation with on-site Coulomb interaction *U* (LDA + *U*) have not found FSN, but show that YbPd is a strongly correlated metal with an enhanced quasiparticle effective mass factor of ~9, by comparing the calculated specific heat γ (69.99 mJ/(K²mol)) with the experimental value of γ (~600 mJ/(K²mol))^{28,40}. However, since YbPd shows relatively large CDW ordering temperatures ($T_1 = 130$ K, $T_2 = 105$ K) compared to $T_N = 1.9$ K, it indicates strong charge fluctuations compared to spin fluctuations, thereby ruling out Kondo coherence properties in which charge fluctuations are generally considered unimportant⁴¹.

In the following, we show that the strongly correlated *f*-electrons of YbPd exhibit a dual Kondo effect CDW, which leads to ZTE. From a single-impurity Anderson model (SIAM) analysis of the *T*-dependent mixed-valence observed in the Yb 3*d* core level and Yb 4*f* valence band spectra, we obtain site- and *T*-dependent single-ion Kondo temperatures (T_K) across the CDW transitions. The site- and *T*-dependent T_K values follow the evolution of lattice parameters in the CDW phase. The results show a direct link of the dual Kondo effect with structural changes, leading to a cell-volume compensated Kondo-CDW phase.

Results and discussions

Temperature-dependent mixed valence. *T*-dependent measurements of well-characterized YbPd were carried out using bulk-sensitive hard X-ray photoemission spectroscopy (HAXPES)⁴² to study the Yb valence across the CDW transition. Figure 1(c) shows the HAXPES Yb 3*d*_{5/2} core-level spectra for several temperatures between *T* = 20 K–200 K. The spectra have been normalized to the total integrated intensity. The *T* = 200 K spectrum exhibits features consisting of a single peak due to 3*d*4*f*¹⁴ (Yb²⁺) states at ~1520 eV binding energy (BE), and a structured feature centered at 1530 eV BE corresponding to the 3*d*4*f*¹³ (Yb³⁺) multiplet states. The presence of Yb²⁺ and Yb³⁺ features arising from a single crystallographic site indicates mixed-valent Yb ions. Indeed, in many Yb compounds^{30–32,34,43,44}, the ground state is a hybridized state with a non-integer 4*f* number and the spectral weight ratio of Yb²⁺ and Yb³⁺ features provides a measure of mixed-valence. A reliable quantitative approach based on the SIAM was developed by Gunnarsson and Schönhammer⁴⁵ for determining the 4*f*-valence from core-level PES, which showed that on-site Coulomb energy U_{ff} between *f*-electrons causes the ~10 eV BE separation between Yb²⁺ and Yb³⁺ features. More importantly, Fig. 1(c) shows a clear *T*-dependent spectral-weight transfer from Yb³⁺ to Yb²⁺ upon cooling, consistent with earlier work²⁸ but in contrast to a constant average mixed-valency claimed recently from L-edge XAS measurements³⁵. The *T*-dependence indicates a decrease in average Yb valence v_{av} with decreasing *T*, which was also reproducible by *T*-cycling. The change in valency upon cooling cannot be due to oxidation

because oxidation would lead to an increase in Yb³⁺ at low-*T*, and our results show the opposite with an increase in Yb²⁺ content at low-*T*. Two *T*-ranges can be identified: above $T \geq 135$ K, the spectra show negligible changes, while from *T* = 115 K to 20 K, the spectra are *T*-dependent. In Fig. 1(c), we also plot the experimental difference spectra for *T* = 20 K, 115 K, 135 K and 160 K with respect to the 200 K spectrum. Since the I-CDW sets in at $T_1 = 130$ K, it is understood that the spectra show changes only below, and not above T_1 . We have also plotted the calculated difference spectra for *T* = 20 K and 115 K with respect to *T* = 200 K, which show similar mixed-valence changes, and are discussed in detail in the following. Interestingly, the peak energy positions and peak widths of the Yb²⁺ and Yb³⁺ features show negligible *T*-dependence, in contrast to CDW transitions reported for transition-metal dichalcogenides⁴⁶, hinting at an unusual CDW in YbPd. This is likely due to the fact that for Yb²⁺ (4*f*¹⁴) states, the 4*f* shell is fully filled making it effectively insensitive to changes in peak shape and position, while for Yb³⁺ (4*f*¹³) states, the core levels are dominated by multiplet effects spread over much larger energies (~10 eV) than typical CDW-induced changes in peak widths and positions of ~0.2 eV (ref. 46).

What could be the physical origin of this *T*-dependence? The core-level and valence band PES, XAS, and resonant inelastic X-ray scattering of Ce and Yb-based Kondo systems^{30–34} have shown a *T*-dependent mixed-valence given by 4*f* electron occupation number, *nf* for Ce-ions, or hole number $n\bar{f} = 14 - nf$ for Yb-ions (the Yb-valence, $v = 2 + n\bar{f}$). In the Anderson model, a universal scaling law of $(1 - n\bar{f})$ as a function of T_K is expected, where T_K is the single-ion Kondo temperature³. A recent extensive study⁴⁷ on many Yb compounds showed a similar scaling law of $(1 - n\bar{f})$ with T_K . The Kondo ground state is a non-magnetic singlet state composed of mainly 4*f*¹³ ($n\bar{f} = 1$) and 4*f*¹⁴ ($n\bar{f} = 0$) configurations. The first excited states at $\varepsilon = k_B T_K$ (k_B is the Boltzmann constant) are essentially composed of magnetic 4*f*¹³_{7/2} states corresponding to the singlet breakdown. This low-energy scale explains the crossover from the low-*T* non-magnetic Fermi liquid regime (mixed-valent state) to the high-*T* local-moment regime (trivalent states)^{3,4}. A continuous *T*-dependence of $n\bar{f}$ through T_K is expected, but in the present case, since the spectra are *T*-independent above *T* = 130 K, it suggests that the *T*-dependence is associated only with the CDW phase.

Simplified SIAM calculations of core-level and valence band spectra.

In order to understand the *T*-dependent spectral behavior, we have developed SIAM calculations for the 3*d* PES and 4*f* valence band spectra in the simplified zero-bandwidth limit⁴⁸, but including orbital degeneracy of 4*f* states. This method simulates the *T*-dependence of high-energy scale 4*f* multiplets and also provides the emergent low-energy scale behavior via $n\bar{f}$ and T_K . We use a direct diagonalization in a restricted basis consisting of one *f*¹⁴-state, 14 *f*¹³-states (with the two spin-orbit manifolds) and 91 *f*¹²-states. The parameters of the SIAM are the energy of a 4*f*-hole [$\varepsilon_f = E(f^{14}) - E(f^{13}_{7/2})$], the Coulomb interaction (U_{ff}) between 2*f*-electrons/holes and the hybridization strength Δ of 4*f* states with the conduction band, which couples different Yb configurations. We include the spin-orbit energy $\varepsilon_{so} = 1.27$ eV, which has a negligible effect on core-level spectra, but is important for valence band spectra. To simulate the 3*d* core-level spectra and obtain a good match with a full atomic-multiplet calculation required 4 energy levels, as detailed in Supplementary Note 1 and Supplementary Fig. 1. A systematic evolution of the 3*d* PES spectral features was confirmed by changing only Δ , with all other appropriate electronic parameters kept fixed (see Supplementary Fig. 2 and Supplementary Note 2). With increasing Δ , a systematic spectral-weight transfer from the 3*d*4*f*¹³ (Yb³⁺) to

the $3d4f^{14}$ (Yb^{2+}) feature is obtained with a decrease of Yb ν_{av} . Thus, we could simulate the high- T ($T = 135$ K, 160 K, and 200 K spectra are nearly identical) experimental spectra with the following parameters: $\varepsilon_f = -0.2$ eV, $U_{\text{ff}} = 7$ eV, $\varepsilon_{\text{so}} = 1.27$ eV and $\Delta = 38$ meV. The good match of the experimental spectrum for $T = 200$ K with the calculation, as shown in Fig. 2(a), indicates the important role of hybridization in the high- T phase, with an average valence $\nu_{\text{av}} = 2.84$ ($n\bar{f} = 0.84$) for the single Yb-site.

In the CDW phases below 130 K, the displacement of Pd atoms results in two Yb-Pd interatomic distances, with a reduced hybridization for one site and an enhanced hybridization for the other site. As discussed above, at the lowest T , the CDW ordering yields one nearly trivalent magnetic Yb_1 -site and a strongly mixed-valent non-magnetic Yb_2 -site ($\nu = 2.6$)³⁵. Hence, below $T = 130$ K, each experimental spectrum is composed of two contributions. The spectrum at $T = 20$ K for the nearly trivalent site is mainly composed of the $3d4f^{13}$ structure and can be simulated with a very small hybridization. The nearly trivalent state with a very small T_K ($\equiv T_K^1$ for Yb_1 -site) is needed for the magnetic-ordering below T_N ^{25,27}. The contribution of the other strongly mixed-valent site with a large T_K ($\equiv T_K^2$ for Yb_2 -site) is then calculated ensuring the sum of the two calculated contributions matches with the experimental spectrum subject to the condition $|\nu_{\text{av}} - \nu_1| = |\nu_{\text{av}} - \nu_2|$, i.e., increase in valency for site-1 matches the decrease in valency for site-2, for all T . The results of this procedure are also plotted in Fig. 2(a) where we

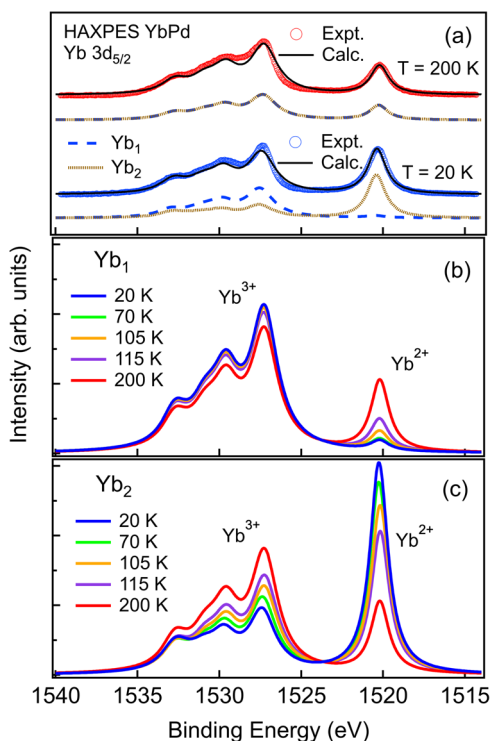


Fig. 2 Comparison of single-impurity Anderson model calculations with experiment. **a** Comparison of experimental spectra (symbols) at $T = 200$ K and 20 K with simulated spectra (solid lines). The simulated spectrum for $T = 20$ K is composed of two contributions, one corresponding to the nearly trivalent Yb_1 site (dashed lines) and the other one to the mixed-valent Yb_2 site (dotted lines) of the tetragonal phase, while for $T = 200$ K, the two sites become equivalent in the cubic phase. Panels **b** and **c** show the variation of the calculated spectra for Yb_1 site and Yb_2 site at temperatures between 20 K and 200 K consistent with the systematic temperature-dependent evolution of the mixed valency. The individual comparison with experimental spectra for intermediate temperatures are shown in Supplementary Fig. 3.

show the calculated spectra for the Yb_1 - and Yb_2 -sites, their sum and the experimental spectrum at $T = 20$ K. A satisfactory agreement is found with the nearly trivalent (very small mixed valency) Yb_1 -site spectrum simulated with $\Delta^1 = 11$ meV ($\nu = 2.98$, $n\bar{f}^1 = 0.98$) and the strongly mixed-valent Yb_2 -site spectrum simulated with $\Delta^2 = 260$ meV ($\nu = 2.60$, $n\bar{f}^2 = 0.60$), with $\nu_{\text{av}} = 2.79$. Similarly, we have calculated the spectra for all measured temperatures in the tetragonal CDW phase, as shown in Fig. 2(b), (c). A direct comparison between experimental and calculated spectra for the intermediate- T are shown in Supplementary Fig. 3. The reduction in ν_{av} from 2.84 ($T = 135$ –200 K) to 2.79 (at $T = 20$ K) indicates a charge transfer of 0.05 electrons/Yb. Since the crystal radii of Yb sites depend on its valency (8-coordinated Yb^{2+} has a radius 1.28 Å while 8-coordinated Yb^{3+} has a radius of 1.125 Å, ref. 49), the valency change provides a natural way for compensating the lattice-parameter changes with temperature.

As an independent check of T -dependent changes, we measured the HAXPES valence band of YbPd in the high- T cubic phase ($T = 200$ K) and in the tetragonal IC-CDW ($T = 115$ K) and C-CDW ($T = 20$ K) phases, as shown in Fig. 3(a). We see a small but clear change in the Yb^{2+} features (at the Fermi level and 1.7 eV binding energy) and Yb^{3+} features (spread between 6 and 12 eV binding energies) while the Pd $4d$ states do not change with T . We have also measured the Pd $3d$ core-level spectra and they also do not change with T , as discussed in Supplementary Note 3 (see Supplementary Fig. 4). Using the same method as that for the core-level spectra with appropriate

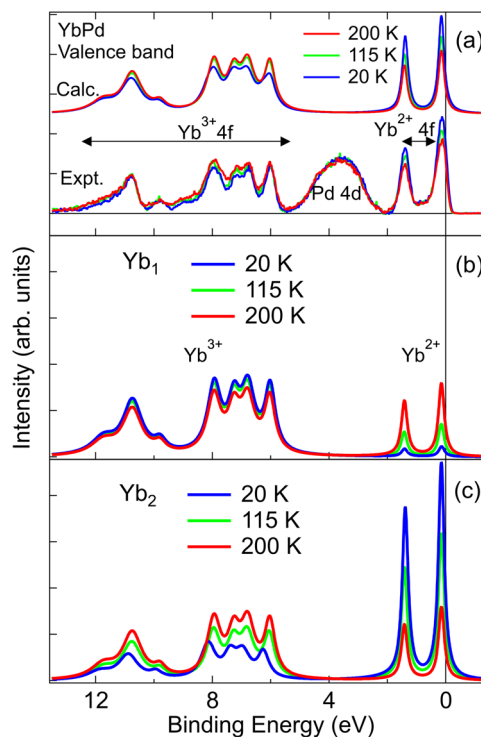


Fig. 3 Confirmation of mixed-valence changes in 4f electronic structure. Panel **a** shows T -dependent HAXPES valence band of YbPd after background subtraction in the low-temperature tetragonal commensurate CDW phase ($T = 20$ K), incommensurate CDW phase ($T = 115$ K) and in the normal cubic phase ($T = 200$ K). The experimental spectra are compared with the SIAM calculations for describing the $4f$ spectral changes in the valence band across the CDW transition. Panels **b** and **c** show the variation of the calculated spectra at $T = 20$ K, 115 K, and 200 K for Yb_1 site and Yb_2 site, respectively. The individual comparison with experimental spectra are shown in Supplementary Fig. 5.

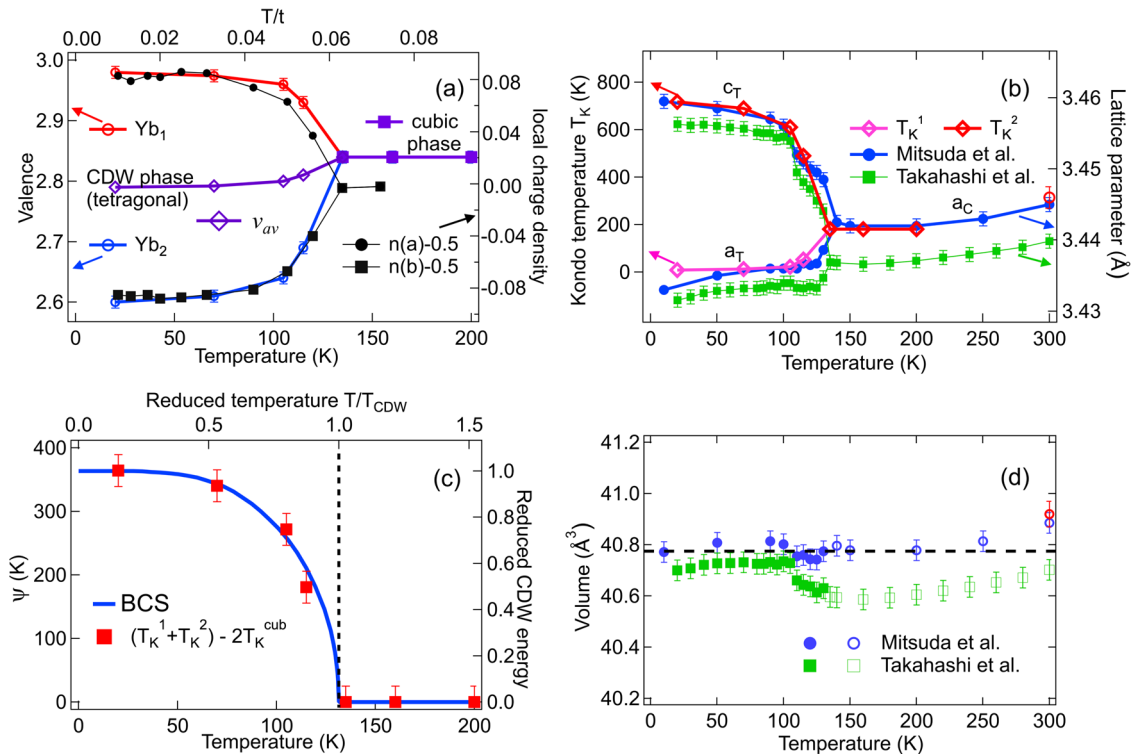


Fig. 4 Coupling of CDW order, Kondo energy scales, and lattice parameters leading to zero-thermal expansion. **a** Below the CDW transition at $T_1 = 130$ K, the two different Yb sites exhibit T -dependent valencies, whereas above T_1 the valency of the unique Yb site is constant up to 200 K. The calculated local charge density, $n(a)$ and $n(b)$ (\bullet, \blacksquare) as a function of T/t , where T is temperature and t is the hopping integral (ref. 12). It shows a gradual CDW formation indicating a second-order transition. **b** Comparison of T -dependent Kondo temperatures and lattice-parameters (refs. 27,35) across the cubic-to-tetragonal CDW phase transition. The cubic lattice-parameter measured for present sample at $T = 300$ K is shown as a red circle (\odot). **c** T -dependence of the Kondo energy balance showing CDW order parameter follows the BCS model. **d** Plot of cubic unit-cell volume ($>T_1$) with cell-volume $V = a_T \times b_T \times c_T$ ($=$ half the tetragonal unit-cell volume ($<T_1$)), as a function of T . The solid and open symbols represent the tetragonal and cubic phases, respectively. The cell-volume V shows ZTE within error bars in the low- T CDW phase; error bars based on data of lattice-parameters from Mitsuda et al.²⁷ and Takahashi et al.³⁵. The measured cell volume at $T = 300$ K for present sample is shown as red circle (\odot). The dashed line (----) is the average cell volume below T_1 . For $T > T_2 = 105$ K, the cell-volume V for data from ref. 35 shows slightly larger deviation compared to ref. 27. Error bars represent standard error (SE).

Table 1 Hybridization strength values, number of holes, and Kondo temperatures.

T [K]	Δ^1 [meV]	Δ^2 [meV]	n_f^1 hole count	n_f^2 hole count	T_K^1 [K]	T_K^2 [K]
20	11	260	0.98	0.60	8	718
70	12	176	0.97	0.61	12	690
105	16	120	0.96	0.64	23	611
115	21	85	0.93	0.69	53	490
135	38		0.84		181	

Table 1 shows list of obtained hybridization values Δ^1 and Δ^2 , the calculated number of Yb holes n_f^1 and n_f^2 , and the estimated Kondo temperatures T_K^1 and T_K^2 for the Yb₁-site and Yb₂-site, respectively, as a function of temperature in the CDW tetragonal T -phase. The last row shows corresponding values for the single Yb site in the high- T cubic phase, i.e., the values for Yb₁-site are the same as for Yb₂-site. The error bar (SE) for the hole counts n_f^1 and n_f^2 is ± 0.01 . Using hole counts and the T_K scaling law, we calculate an error bar of ± 5 K for $T_K = 8$ K, i.e., $T_K = 8$ K ± 5 K. Similarly, since the scaling is a power law, the error bar systematically increases with T_K and the largest T_K has an error bar of $T_K = 718$ K ± 25 K.

parameters for the Yb²⁺ (f^{13}) and Yb³⁺ (f^{12}) multiplets, and all other parameters fixed, we calculated the valence band spectra for $T = 20$ K, 115 K, and 200 K (see Supplementary Note 4 for details). We could obtain a good match between calculated and experimental spectra as shown in Fig. 3(a), for the same values of n_f as for Yb 3d core-level spectra. The systematics for the calculated spectra for the Yb₁- and Yb₂-sites are shown in Fig. 3(b), (c), respectively. The comparison of individual

calculated spectra with experimental spectra are shown in Supplementary Fig. 5.

Dual Kondo effect coupled charge ordering. The obtained valencies for the two sites and v_{av} in the CDW phases, and for the normal phase above $T_1 = 130$ K are plotted in Fig. 4(a), and corresponding n_f values are listed in Table 1. The results confirm that all Yb sites are equivalent with the same n_f in the high- T cubic phase and undergo a systematic evolution to a dual Kondo mixed-valence of crystallographically distinct Yb₁ and Yb₂ sites with inequivalent n_f^1 and n_f^2 in the low- T tetragonal CDW phase. Thus, since n_f scales with T_K ^{3,47}, the evolution of Kondo mixed-valence corresponds to a gradual transition with charge-disproportionation and results in a bipartite lattice with two distinct single-ion Kondo temperatures T_K^1 and T_K^2 . Two distinct T_K values arising from inequivalent crystallographic sites was originally discussed⁵⁰ for the cubic heavy fermion system Ce₃Pd₂₀Si₆. However, it was soon shown that Ce₃Pd₂₀Si₆ exhibits a quantum-critical transition coupled to destruction of the Kondo effect at very low temperatures⁵¹. These experimental results motivated a theoretical study of a Kondo-lattice model consisting of two local-moment sublattices with different Kondo couplings⁵². While the possibility of CDW order was not investigated, it was shown that depending on the conduction band filling n_c , the two Kondo effects compete (for $n_c < 1/2$) or cooperate (for $n_c > 1/2$) with each other, where $n_c = 1/2$ corresponds to

the quarter-filled conduction band and is a special point. Subsequently, the quarter-filled Kondo-lattice model was studied using C-DMFT and variational Monte-Carlo calculations¹² and it was shown that the ground state is an antiferromagnetic insulating CDW phase at $T=0$, which becomes a paramagnetic CDW metal on increasing T . This behavior is reminiscent of the low-temperature properties of YbPd discussed in the introduction. Further, in Fig. 4(a), we have compared the experimental valencies for the two sites with the reported values of the change in the site occupancies $n(a)$ and $n(b)$ as a function of T/t , where T is temperature and t is the hopping integral¹². In ref. 12, the authors calculated $n(a)$ and $n(b)$ using a 2D Kondo-lattice model for a two-site (a and b) C-DMFT for the CDW ordered phase¹². They could show that charge-order (CO) appears in the intermediate Kondo coupling region with $1.5 \leq J/t \leq 3.5$ region (J is Kondo coupling strength and t is the hopping), accompanied by a collinear AF-order at the charge-poor sites. In contrast, the charge-rich sites become non-magnetic. It is noted that a 2D Kondo-lattice model does not allow a variation in the localized f -electron charge density, but it allows an increase or decrease in conduction band charge density on the localized f -electron sites due to Kondo coupling. Accordingly, it was shown that the local Kondo singlet at the non-magnetic site is necessary for stabilizing the CO. It is also noted that YbPd is not a quarter-filled system but shows an average valency of $\nu_{av} = 2.84$ ($T = 135\text{--}200$ K), which becomes 2.79 at $T = 20$ K. However, the comparison shows qualitatively similar gradual behavior but the magnitude of the valence change, $n(a) - n(b)$, is roughly half of the experimental results. The small difference in the high- T phase is attributed to the fact that YbPd shows a mixed-valence evolution between high- T non-CDW and low- T CDW phases, while the Kondo-lattice model¹² has no mixed-valence in the non-CDW phase. It is also important to discuss the role of inter-site Coulomb interactions as an origin of the CDW transition in YbPd. It was shown⁵³ that in the extended Hubbard model, it is possible to obtain a metallic CDW due to inter-site Coulomb interaction V' with changes in the band density of states near the Fermi level. However, this phase occurs only for small U/W , where U is the on-site Coulomb interaction and W is the bandwidth, while for large values of U/W , one obtains a metal to insulating CDW. However, YbPd exhibits a very large on-site Coulomb energy ($U_{ff} \sim 7$ eV as estimated from our calculations) and changes in the core levels and valence band occur roughly over the same energy scale. Thus, although we cannot totally rule out effects due to inter-site Coulomb interactions on the experimental spectra, we feel the metallic CDW in YbPd is not caused by inter-site Coulomb interactions.

Kondo mixed-valence, charge-ordering, and structural transition. What is the mechanism linking the mixed valency, CDW and the structural transition in YbPd? Since FSN is unlikely in YbPd, an Ising model with a ferro-coupling of nearest neighbors and an AF-coupling of next-nearest neighbors was proposed, which resulted in a phase diagram with I-CDW and C-CDW regions³⁵. However, the very low Neel temperature, $T_N = 1.9$ K for AF-ordering and the high CDW ordering temperature, $T_1 = 130$ K suggests a different origin. Since our results evidence an interplay between strong mixed-valence and the CDW, and strong mixed-valency is a signature of high T_K , it naturally led us to explore an alternative mechanism based on the Yb-site Kondo energies in the two phases. The Kondo energy $k_B T_K$ represents the electronic energy gained by the formation of a singlet ground state. It was recently shown by Kummer et al.⁴⁷ that the scaling between T_K and $(1 - n_f)$ obeys a power law $(1 - n_f) \approx A T_K^\alpha$ (with $\alpha = 2/3$ and $A = 1/200$) over 4 orders of magnitude of T_K for many Yb compounds. We used this power law behavior to

estimate T_K from our experimentally determined n_f -values, but a qualitatively similar scaling of $(1 - n_f)$ with T_K is also known in the non-crossing approximation³. In the cubic phase, T_K is estimated to be $T_K^{\text{cub}} = 181$ K. Similarly, in the tetragonal phase at $T = 20$ K, the estimated dual Kondo temperatures for the two sites are $T_K^1 = 8$ K and $T_K^2 = 718$ K. This is in good agreement with T_K values of ~ 30 K and ~ 800 K estimated from a recent point contact spectroscopy study⁵⁴. T_K^1 and T_K^2 for all measured temperatures are plotted in Fig. 4(b) and listed in Table 1. In Fig. 4(b), we have also overlaid the lattice-parameter values as a function of temperature reported in the literature^{27,35}. The T_K^1 and T_K^2 values show a strong similarity with the T -dependent lattice-parameter values reported by Mitsuda et al.²⁷ within error bars, thereby indicating a strong coupling to the lattice. It is also consistent with the data of Takahashi et al.³⁵, if the data are shifted along the y -axis. While we cannot provide a definitive reason for small differences in the data of Takahashi et al., one possibility is that small variations in Yb content can lead to small variations in structural parameters, but nonetheless, the low-temperature CDW phase is correctly observed in both the data sets. If the Kondo coupling to the lattice represents the dominant contribution to the CDW transition, it can be expected to define the CDW order parameter. In order to check the relation of Kondo energies with the CDW order, we plotted the quantity $\Psi(T) = T_K^1 + T_K^2 - 2T_K^{\text{cub}}$, which equals the electronic energy gain due to the Kondo mechanism in the tetragonal low-temperature phase with respect to the high-temperature cubic phase. The T -dependence of Ψ is plotted in Fig. 4(c) and it is compared with the mean-field Bardeen-Cooper-Schrieffer (BCS)-type gap behavior for superconductivity^{1,55}, which can also be considered as a valid CDW order parameter^{56,57}. The details of the fit to the BCS-type gap function are described in Supplementary Note 5. The T -dependence of Ψ follows the BCS-type gap behavior. The results thus indicate that the dual Kondo mixed valency provides the CDW order parameter of YbPd, consistent with theoretical results reported for the Kondo lattice¹², but further theoretical studies are necessary for a better quantitative description of the Kondo-CDW phase in terms of f -electron/hole occupancy. It is noted that our overall results are consistent with the Mössbauer results²⁵, thermodynamic properties with an enhanced effective mass^{28,40} due to $4f$ -electrons at the Fermi level as well as the magnetic ordering at low temperatures^{25,28}, as it is expected that T_K^1 for the nearly trivalent magnetic Yb atoms will decrease further and become comparable to $T_N = 1.9$ K.

Zero thermal expansion in CDW phase. Given that the T -dependence of T_K^1 and T_K^2 follows the structural data shown in Fig. 4(b), in order to compare with the cubic unit-cell volume above the CDW transition, we calculated the T -dependent unit-cell volume $V = a_T \times b_T \times c_T$ (this is actually half the tetragonal unit-cell volume) as shown in Fig. 4(d), using the lattice-parameter values reported in the literature^{27,35}. The results indicate a ZTE in the CDW phase, followed by a small gradual positive thermal expansion in the cubic phase. This is consistent with the mechanism we propose in terms of Kondo coupling being responsible for generating the ZTE in the low-temperature tetragonal phase, and it is not operative in the cubic phase. The ZTE behavior of YbPd has not been discussed in earlier structural studies of YbPd^{26,27,35}. Since materials normally expand on heating, in order to obtain ZTE, it is necessary to consider a mechanism to obtain negative thermal expansion (NTE). NTE has been observed in several insulating oxides^{58–60} such as CuScO_2 , $\text{Y}_2\text{W}_3\text{O}_{12}$, and ZrW_2O_8 , where it was shown that if there is a M-O-M' (or O-M-O) linkage (M:metal atom; O:oxygen), then a transverse vibration of the central atom O (or M) perpendicular

to the M-O-M' (or O-M-O) linkage results in a decrease of the linkage length. Similarly, ZTE reported for the square-net compounds RE_4MGe_8 was explained on the basis of a square-pyramidal configuration of the M-atom positioned above or below a Ge square net, allowing for transverse vibrations of the M atom perpendicular to the Ge square net²³. Since the structure of YbPd involves Yb square-nets with a square-pyramidal arrangement of Pd atoms, which get displaced from the body-centered position in the tetragonal phase along the *c*-axis (see Fig. 1b), it is considered that a mechanism involving transverse vibrations of Pd atoms along the *c*-axis (perpendicular to the Yb square-nets) is possible in YbPd. However, it is noted that a recent inelastic X-ray scattering study hinted at the role of a lattice instability in terms of a momentum (**k**)-dependent softening of phonons around the X (L)-point in the Brillouin zone at room temperature⁶¹. However, *T*-dependent measurements were carried out only at the X (L) **k**-point and *T*-dependent phonon softening directly implicating a CDW transition was not found. Further work will shed light on the details of the Yb-Pd distances, Yb-Pd-Yb bond angles and the role of phonons as a function of temperature in YbPd. However, the remarkable similarity of *T*-dependent variation of T_K^{-1} and T_K^{-2} values with the *T*-dependent lattice-parameter values suggests that the Kondo mechanism dominates the structural changes, and electronic energy changes due to electron-phonon coupling are expected to be weak. A very recent study showed a clear NTE in Y-doped SmS based on the change of ionic radii coupled to mixed-valency, albeit in the absence of a CDW⁶². It is noted that the ZTE or NTE mechanisms discussed above are distinct from that in the first-known Fe-Ni invar alloys, in which the ZTE behavior is derived from the non-collinear alignment of spins⁶³.

Conclusions

The temperature-dependent mixed-valence observed in the Yb 3*d* core-level and Yb 4*f* valence band spectra of YbPd could be simulated by SIAM calculations, and provide a site-dependent quantification of the single-ion Kondo temperatures across the CDW transitions. The temperature-dependent dual Kondo temperatures T_K^{-1} and T_K^{-2} are shown to follow the changes in lattice parameters in the CDW phase, thus linking the structural changes with the Kondo effect. Further, since the crystal radius of Yb^{2+} is larger than that of Yb^{3+} , it results in an electronic compensation of structural changes leading to ZTE in the CDW phase. The discovery of a dual Kondo mixed-valence coupled charge ordering that leads to ZTE in YbPd will hopefully motivate the search for new intermetallic materials, which exhibit ZTE at room temperature and above for useful applications.

Methods

Sample preparation. The YbPd compound was synthesized from high purity elements with the $\text{Yb}_{1.03}\text{Pd}$ starting composition to compensate for the Yb vaporization at elevated temperature²⁵. The mixture of the elements was placed in a Ta crucible, which was sealed by arc-welding under pure Ar atmosphere. The crucible and its content were heated up to about 1550 °C in an induction furnace for several minutes (the melting temperature of YbPd is reported to be 1460 °C). The melted sample was single phasic with the CsCl structure and the unit-cell parameter at room temperature, $a = 3.446(3)$ Å, in good agreement with reported value²⁷.

Hard X-ray photoemission spectroscopy (HAXPES) experiments. HAXPES was used to measure the Yb and Pd core levels and valence band of YbPd. The HAXPES measurements were carried out at the Taiwan beamline BL12XU, SPring-8 in Hyogo, Japan using a linearly polarized incident beam of photon energy $h\nu = 6500$ eV. We used a liquid He flow-type cryostat to cool the sample down to $T = 20$ K. The Fermi-edge (E_F) of a gold thin film was measured at $T = 20$ K to obtain the energy resolution and calibrate the binding energy (BE) scale. The estimated total energy resolution of HAXPES is 0.25 eV, obtained by fitting the Fermi-edge of gold. The YbPd polycrystals were cleaved in an ultrahigh vacuum preparation chamber at 1×10^{-9} mbar, and immediately transferred to the main

chamber at 5×10^{-10} mbar for the measurements. Temperature cycling was carried out to confirm the *T*-dependence of the reported spectra in two different sets of experiments. Thanks to the high photon energies used for the present measurements, the valence band spectra did not show the Yb 4*f* surface states normally seen in low-energy photoemission^{29,32}. The O1s and C 1s spectral range were used to monitor surface contamination and the surfaces were clean (<1% intensity for O 1s and C 1s signals) and stable for ~16 h after cleaving.

Data availability

The data sets generated/analyzed during the current study are available from the corresponding author on reasonable request.

Received: 1 September 2021; Accepted: 14 March 2022;

Published online: 20 April 2022

References

1. Bardeen, J., Cooper, L. N. & Schrieffer, J. R. Theory of superconductivity. *Phys. Rev.* **108**, 1175–1204 (1957).
2. Peierls, R. E. *Quantum Theory of Solids*. 108–112 (Oxford Univ. Press, 1955).
3. N.E. Bickers, N. E., Cox, D. L. & Wilkins, J. W. Self-consistent large-N expansion for normal-state properties of dilute magnetic alloys. *Phys. Rev. B* **36**, 2036–2079 (1987).
4. Coleman, P. in *Handbook of Magnetism and Advanced Magnetic Materials* (eds Kronmüller, H. & Parkin, S.) (John Wiley and Sons, 2007).
5. Wilson, J. A., Di Salvo, F. J. & Mahajan, S. Charge-density waves and superlattices in the metallic layered transition metal dichalcogenides. *Adv. Phys.* **24**, 117–201 (1975).
6. Kiss, T. et al. Charge-order-maximized momentum-dependent superconductivity. *Nat. Phys.* **3**, 720–725 (2007).
7. Gabovich, A. M., Voitenko, A. I. & Ausloos, M. Charge- and spin-density waves in existing superconductors: competition between Cooper pairing and Peierls or excitonic instabilities. *Phys. Rep.* **367**, 583–709 (2002).
8. Tranquada, J. M., Sternlieb, B. J., Axe, J. D., Nakamura, Y. & Uchida, S. Evidence of stripe correlations of spins and holes in copper oxide superconductors. *Nature* **375**, 561–563 (1995).
9. Ghiringhelli, G. et al. Long-range incommensurate charge fluctuations in (Y,Nd)Ba₂Cu₃O_{6+x}. *Science* **337**, 821–825 (2012).
10. Hirsch, J. E. Strong-coupling expansion for a Kondo-lattice model. *Phys. Rev. B* **30**, 5383–5385 (1984).
11. Peters, R., Hoshino, S., Kawakami, N., Otsuki, J. & Kuramoto, Y. Charge order in Kondo lattice systems. *Phys. Rev. B* **87**, 165133 (2013).
12. Misawa, T., Yoshitake, J. & Motome, Y. Charge order in a two-dimensional Kondo lattice model. *Phys. Rev. Lett.* **110**, 246401 (2013).
13. Hayami, S., Udagawa, M. & Motome, Y. Partial disorder in the periodic Anderson model on a triangular lattice. *J. Phys. Soc. Jpn.* **80**, 073704 (2011).
14. Hayami, S., Udagawa, M. & Motome, Y. Partial disorder and metal-insulator transition in the periodic Anderson model on a triangular lattice. *J. Phys. Soc. Jpn.* **81**, 1030707 (2011).
15. Aulbach, M. W., Assaad, F. F. & Potthoff, M. Dynamical mean-field study of partial Kondo screening in the periodic Anderson model on the triangular lattice. *Phys. Rev. B* **92**, 235131 (2015).
16. Hossain, Z. et al. Coexistence of magnetic order and charge density wave in a Kondo lattice Yb₂Ir₄Si₁₀. *Phys. Rev. B* **71**, 060406 (2005).
17. Brouet, V. et al. Angle-resolved photoemission study of the evolution of band structure and charge density wave properties in RTe_3 ($R = \text{Y, La, Ce, Sm, Gd, Tb, and Dy}$). *Phys. Rev. B* **77**, 235104 (2008).
18. Lee, J. et al. Charge density wave with anomalous temperature dependence in UPt_2Si_2 . *Phys. Rev. B* **102**, 041112 (R) (2020).
19. Salvador, J. R., Guo, F., Hogan, T. & Kanatzidis, M. G. Zero thermal expansion in YbGaGe due to an electronic valence transition. *Nature* **425**, 702–705 (2003).
20. Bobev, S., Williams, D. J., Thompson, J. D. & Sarrao, J. L. Thermal expansion in YbGaGe. *Solid State Commun.* **131**, 431–433 (2004).
21. Muro, Y. et al. Divalent state in YbGaGe: magnetic, thermal, transport and structural studies. *J. Phys. Soc. Jpn.* **73**, 1450–1452 (2004).
22. Doyle, B. P. et al. Temperature-independent ytterbium valence in YbGaGe. *Phys. Rev. B* **75**, 235109 (2007).
23. Peter, S. C., Chondroudi, M., Malliakas, C. D., Balasubramanian, M. & Kanatzidis, M. G. Anomalous thermal expansion in the square-net compounds RE_4TGe_8 ($\text{RE} = \text{Yb, Gd}$; $\text{T} = \text{CrNi, Ag}$). *J. Amer. Chem. Soc.* **133**, 13840–13843 (2011).
24. Iandelli, A. & Palenzona, A. The crystal structure and lattice constants of RE_3Pd_4 , Y_3Pd_4 and Th_3Pd_4 compounds. *Rev. Chim. Miner.* **10**, 303 (1973).

25. Bonville, P., Hammann, J., Hodges, J. A., Imbert, P. & Jéhanno, G. J. Magnetic and nonmagnetic charge states in YbPd. *Phys. Rev. Lett.* **57**, 2733–2766 (1986).
26. Walter, U. & Wohlleben, D. Unusual magnetic response of intermediate-valent YbPd and Yb₃Pd₄ as studied by inelastic neutron scattering. *Phys. Rev. B* **35**, 3576–3584 (1987).
27. Mitsuda, A. et al. Origins of phase transitions in valence fluctuating YbPd. *J. Phys. Soc. Jpn.* **82**, 084712 (2013).
28. Pott, R. et al. Magnetic order and other phase transitions in mixed-valent YbPd. *Phys. Rev. Lett.* **54**, 481–484 (1985).
29. Domke, M. et al. Bulk and surface valence in YbPd_x compounds. *Phys. Rev. B* **32**, 8002–8006 (1985).
30. Malterre, D., Griioni, M. & Baer, Y. Recent developments in high energy spectroscopies of Kondo systems. *Adv. Phys.* **45**, 299–348 (1996).
31. Allen, J. W. The Kondo resonance in electron *Spectroscopy*. *J. Phys. Soc. Jpn* **74**, 34–48 (2005).
32. Tjeng, L. H. et al. Temperature dependence of the Kondo resonance in YbAl₃. *Phys. Rev. Lett.* **71**, 1419–1422 (1993).
33. Reinert, F. et al. Temperature dependence of the Kondo resonance and its satellites in CeCu₂Si₂. *Phys. Rev. Lett.* **87**, 106401 (2001).
34. Moreschini, L. et al. Comparison of bulk-sensitive spectroscopic probes of Yb valence in Kondo systems. *Phys. Rev. B* **75**, 035113 (2007).
35. Takahashi, R. et al. Valence ordering in the intermediate-valence magnet YbPd. *Phys. Rev. B* **88**, 054109 (2013).
36. Johannes, M. D. & Mazin, I. I. Fermi surface nesting and the origin of charge density waves in metals. *Phys. Rev. B* **77**, 165135 (2008).
37. Zhu, X., Guo, J., Plummer, E. W. & Zhang, J. Classification of charge density waves based on their nature. *Proc. Natl Acad. Sci. USA* **112**, 2367–2371 (2015).
38. Feng, Y. et al. Itinerant density wave instabilities at classical and quantum critical points. *Nat. Phys.* **11**, 865–872 (2015).
39. Overhauser, A. W. Exchange and correlation instabilities of simple metals. *Phys. Rev.* **167**, 691–698 (1968).
40. Jeong, T. & Kwon, Y. Electronic and magnetic properties of a heavy fermion compound YbPd. *Phys. Lett. A* **362**, 500–504 (2007).
41. Yang, Y. F., Fisk, Z., Lee, H. O., Thompson, J. D. & Pines, D. Scaling the Kondo lattice. *Nature* **454**, 611 (2008).
42. Woicik, J. C. *Hard X-ray Photoelectron Spectroscopy (HAXPES)*, Springer Series in Surface Sciences. Vol. 59, (ed. Woicik, J. C.) (Springer International, 2016).
43. Okawa, M. et al. Strong valence fluctuation in the quantum critical heavy fermion superconductor β-YbAlB₄: a hard X-ray photoemission study. *Phys. Rev. Lett.* **104**, 247201 (2010).
44. Kuga, K. et al. Quantum valence criticality in a correlated metal. *Sci. Adv.* **4**, eao3547 (2018).
45. Gunnarsson, O. & Schönhammer, K. Electron spectroscopies for Ce compounds in the impurity model. *Phys. Rev. B* **28**, 4315–4341 (1983).
46. Hughes, H. P. & Pollak, R. A. Charge density waves in layered materials observed by X-ray photoemission. *Philos. Mag.* **34**, 1025–1046 (1976).
47. Kummer, K. et al. Similar temperature scale for valence changes in Kondo lattices with different Kondo temperatures. *Nat. Commun.* **9**, 2011 (2018).
48. Imer, J. M. & Wuilloud, E. A simple model calculation for XPS, BIS and EELS 4f-excitations in Ce and La compounds. *Zeit. Phys. B Condens. Matter* **66**, 153–160 (1987).
49. Shannon, R. D. Revised effective ionic radii and systematic studies of interatomic distances in halides and chalcogenides. *Acta Cryst.* **A32**, 751–767 (1976).
50. Winkler, H. et al. Chemical pressure, dilution and disorder in the heavy fermion compounds Ce_{3–x}La_xPd₂₀Si₆ (x = 1/3, 2/3). *J. Phys.: Condens. Matter* **23**, 094208 (2011).
51. Custers, J. et al. Destruction of the Kondo effect in the cubic heavy-fermion compound Ce₃Pd₂₀Si₆. *Nat. Mat.* **11**, 189 (2012).
52. Benlagra, A., Fritz, L. & Vojta, M. Kondo lattices with inequivalent local moments: Competitive versus cooperative Kondo screening. *Phys. Rev. B* **84**, 075126 (2011).
53. Camjayi, A., Haule, K., Dobrosavljevic, V. & Kotliar, G. *Nature Phys.* **4**, 932–935 (2008).
54. Shiga, M. et al. Observation of Kondo resonance in valence-ordered YbPd. *Phys. Rev. B* **100**, 245117 (2019).
55. Scalapino, D. J. in *Superconductivity*. Vol. I, Chap. 10 (ed. Parks, R. D.) (Dekker, 1969).
56. Grüner, G. *Density Waves in Solids*, p. 68 (Perseus Publishing, 1994).
57. Solyom, J. The Fermi gas model of one-dimensional conductors. *Adv. Phys.* **28**, 201–303 (1979).
58. Forster, P. M. & Sleight, A. W. Negative thermal expansion in Y₂W₃O₁₂. *Int. J. Inorg. Mater.* **1**, 123–127 (1999).
59. Li, J., A. Yokochi, A., Amos, T. G. & Sleight, A. W. Strong Negative Thermal expansion along the O-Cu-O Linkage in CuScO₂. *Chem. Mater.* **14**, 2602–2606 (2002).
60. Mary, T. A., Evans, J. S. O., Vogt, T. & Sleight, A. W. Negative Thermal Expansion from 0.3 to 1050 Kelvin in ZrW₂O₈. *Science* **272**, 90–92 (1996).
61. Tsutsui, S. et al. Lattice instability coupled with valence degrees of freedom in valence fluctuation compound YbPd. *Phys. Rev. B* **102**, 245150 (2020).
62. Mazzone, D. G. et al. Kondo induced giant isotropic negative thermal expansion. *Phys. Rev. Lett.* **124**, 125701 (2020).
63. van Schilfhaarde, M., Abrikosov, I. A. & Johansson, B. Origin of the Invar effect in iron nickel alloys. *Nature* **400**, 46–49 (1999).

Acknowledgements

D.M. and A.C. thank the France-Taiwan (CNRS-MOST) bilateral project for financially supporting this research under Contract No. 109-2911-I-213-501. A.C. thanks the Ministry of Science and Technology (MOST) of the Republic of China, Taiwan, for financially supporting this research under Contract No. MOST 108-2112-M-213-001-MY3.

Author contributions

The work was planned and supervised by D.M. and A.C. Samples were prepared and characterized by T.C. and T.M. Y.F.L. carried out the HAXPES experiments. K.D.T. and A.C. contributed to HAXPES experiments. Experimental data analysis was carried out by Y.F.L. and A.C. The SIAM calculations were performed by B.T.C. and D.M. The manuscript was written by D.M. and A.C. with inputs from all the authors.

Competing interests

The authors declare no competing interests.

Additional information

Supplementary information The online version contains supplementary material available at <https://doi.org/10.1038/s43246-022-00243-5>.

Correspondence and requests for materials should be addressed to Daniel Malterre or Ashish Chainani.

Peer review information *Communications Materials* thanks George Martins, Jia-Xin Yin and the other, anonymous, reviewer(s) for their contribution to the peer review of this work. Primary handling editor: Aldo Isidori. Peer reviewer reports are available.

Reprints and permission information is available at <http://www.nature.com/reprints>

Publisher's note Springer Nature remains neutral with regard to jurisdictional claims in published maps and institutional affiliations.



Open Access This article is licensed under a Creative Commons Attribution 4.0 International License, which permits use, sharing, adaptation, distribution and reproduction in any medium or format, as long as you give appropriate credit to the original author(s) and the source, provide a link to the Creative Commons license, and indicate if changes were made. The images or other third party material in this article are included in the article's Creative Commons license, unless indicated otherwise in a credit line to the material. If material is not included in the article's Creative Commons license and your intended use is not permitted by statutory regulation or exceeds the permitted use, you will need to obtain permission directly from the copyright holder. To view a copy of this license, visit <http://creativecommons.org/licenses/by/4.0/>.

© The Author(s) 2022