



HAL
open science

Impacts of mechanical fields on hydrogen transport in ITER divertor monoblocks

Shihao Bian, Jonathan Mougenot, Yann Charles, Xavier Bonnin, Tom
Wauters, Richard Pitts

► **To cite this version:**

Shihao Bian, Jonathan Mougenot, Yann Charles, Xavier Bonnin, Tom Wauters, et al.. Impacts of mechanical fields on hydrogen transport in ITER divertor monoblocks. 4th International Conference on Metals and Hydrogen, Oct 2022, Ghent, Belgium. . hal-03886786

HAL Id: hal-03886786

<https://hal.science/hal-03886786v1>

Submitted on 6 Dec 2022

HAL is a multi-disciplinary open access archive for the deposit and dissemination of scientific research documents, whether they are published or not. The documents may come from teaching and research institutions in France or abroad, or from public or private research centers.

L'archive ouverte pluridisciplinaire **HAL**, est destinée au dépôt et à la diffusion de documents scientifiques de niveau recherche, publiés ou non, émanant des établissements d'enseignement et de recherche français ou étrangers, des laboratoires publics ou privés.



Distributed under a Creative Commons Attribution 4.0 International License

In a few words

Objective

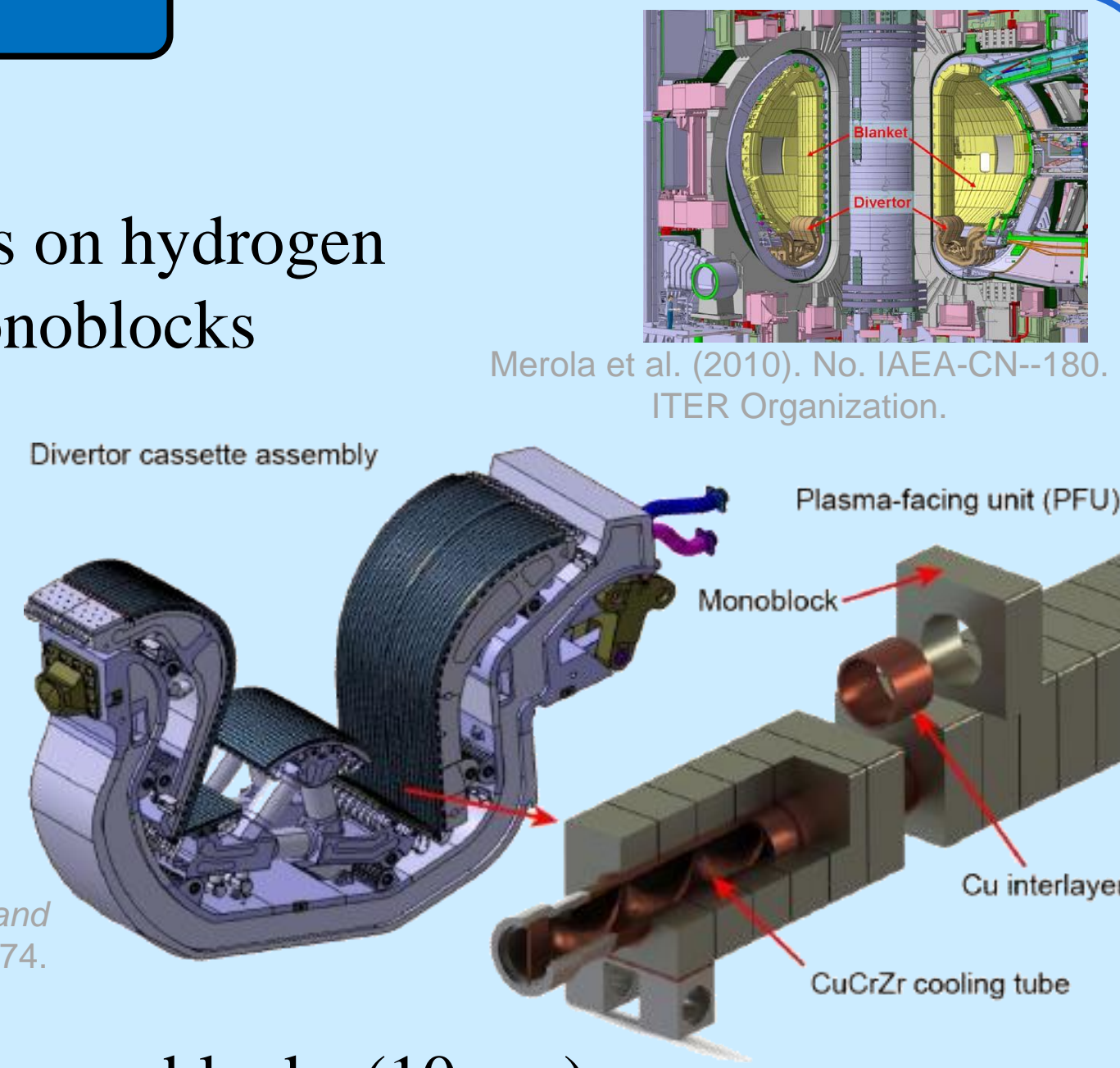
Get the role of the thermo-mechanical fields on hydrogen diffusion and retention in ITER divertor monoblocks

Method

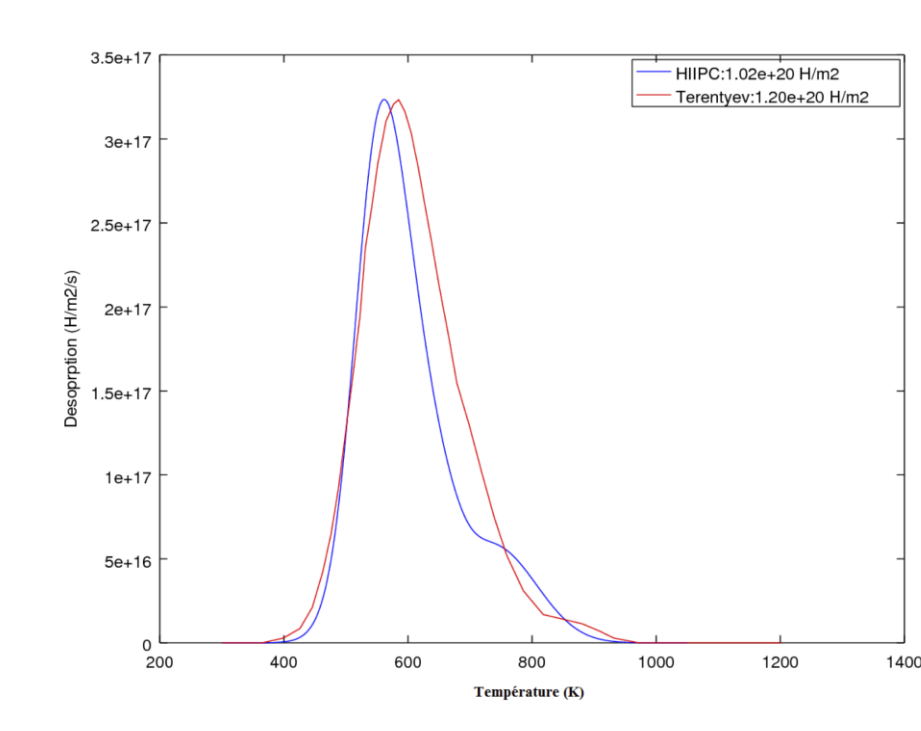
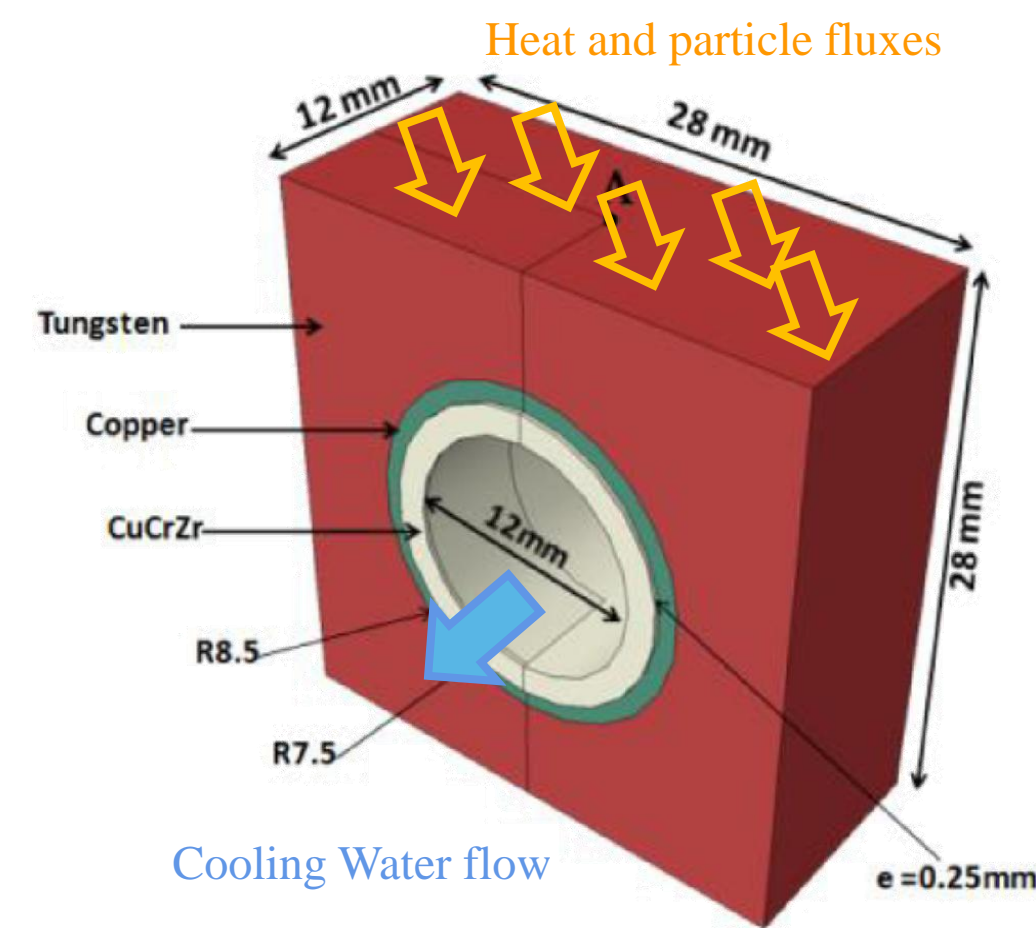
3D finite element simulations
→ Abaqus software + User subroutines

Main results

- Estimation of H retention in divertor monoblocks (10 mg)
- Estimation of the H permeated to the cooling pipes
- Estimation of the impact of the operation cycles

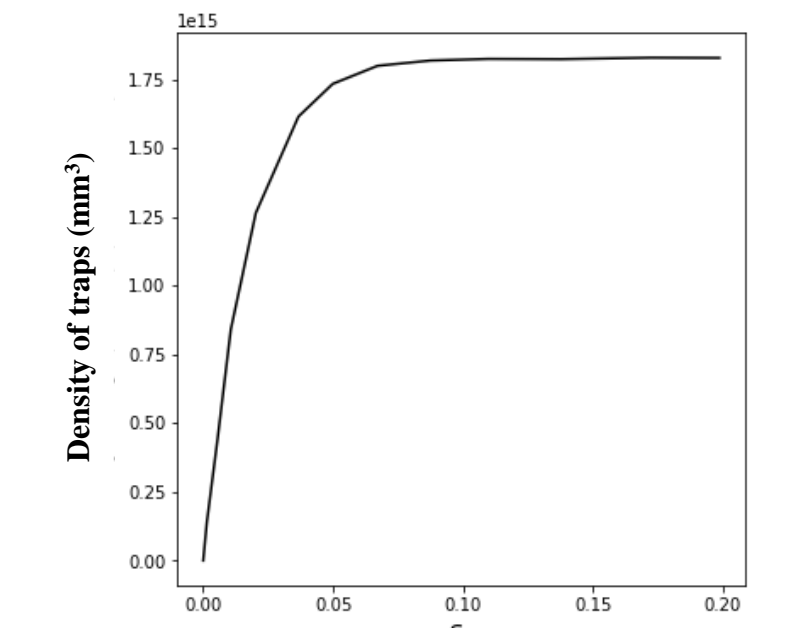


Model and data



Terentyev D et al. (2015). Journal of Applied Physics, 117(8): 083302

Reproduction of H desorption in deformed W to determine the trap density (in traps/m³ instead of traps/m²)



W → 2 traps

- (intrinsic): 0.87/1 eV ; 6.95 10¹⁶/3.16 10¹⁶mm⁻³
- (created by plastic strain): 0.87 eV

Cu → 1 trap

0.5 eV ; 4.25 10¹⁵ mm⁻³

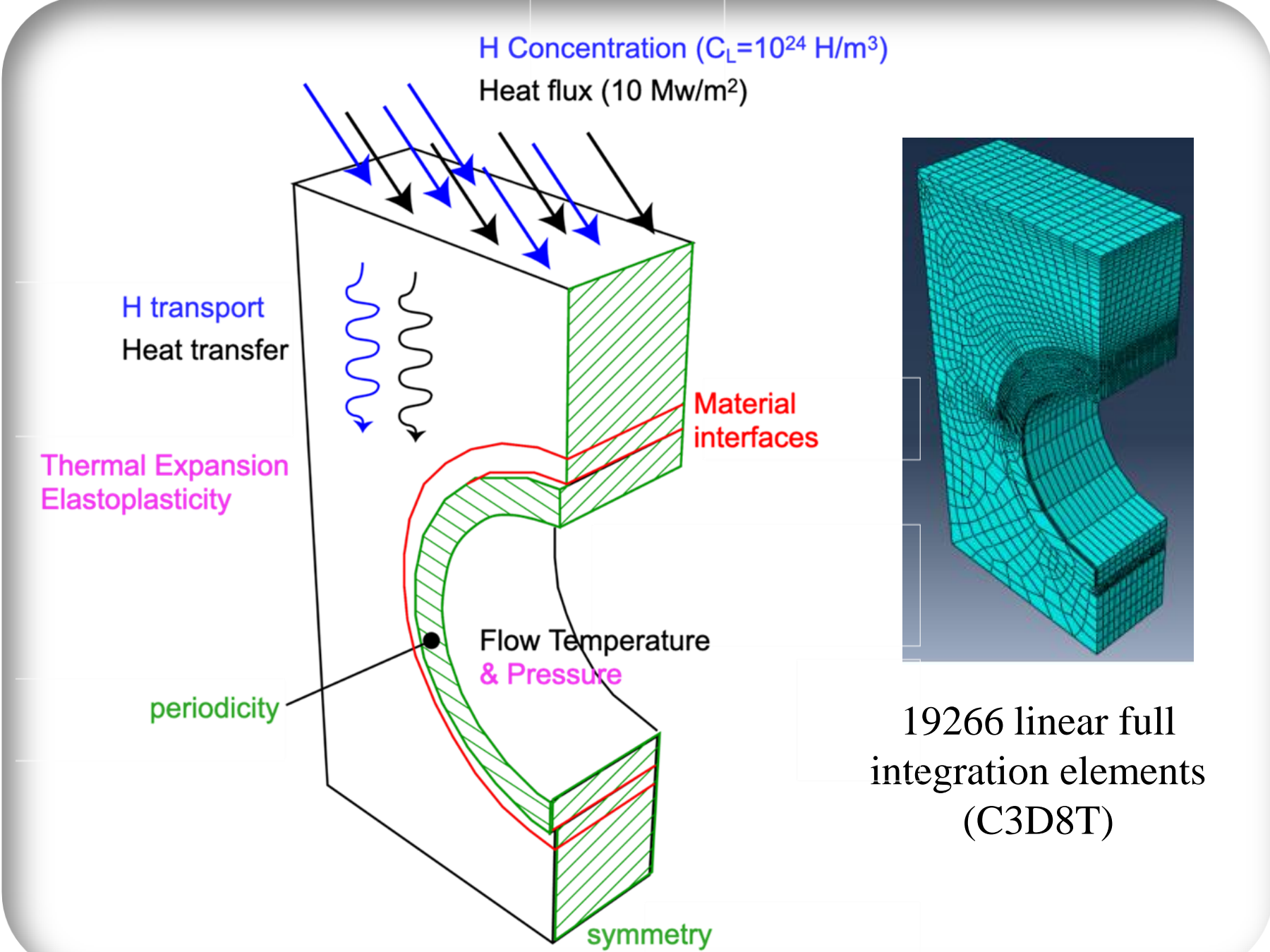
CuCrZr → 1 trap

0.85 eV ; 1.30 10¹⁵ mm⁻³

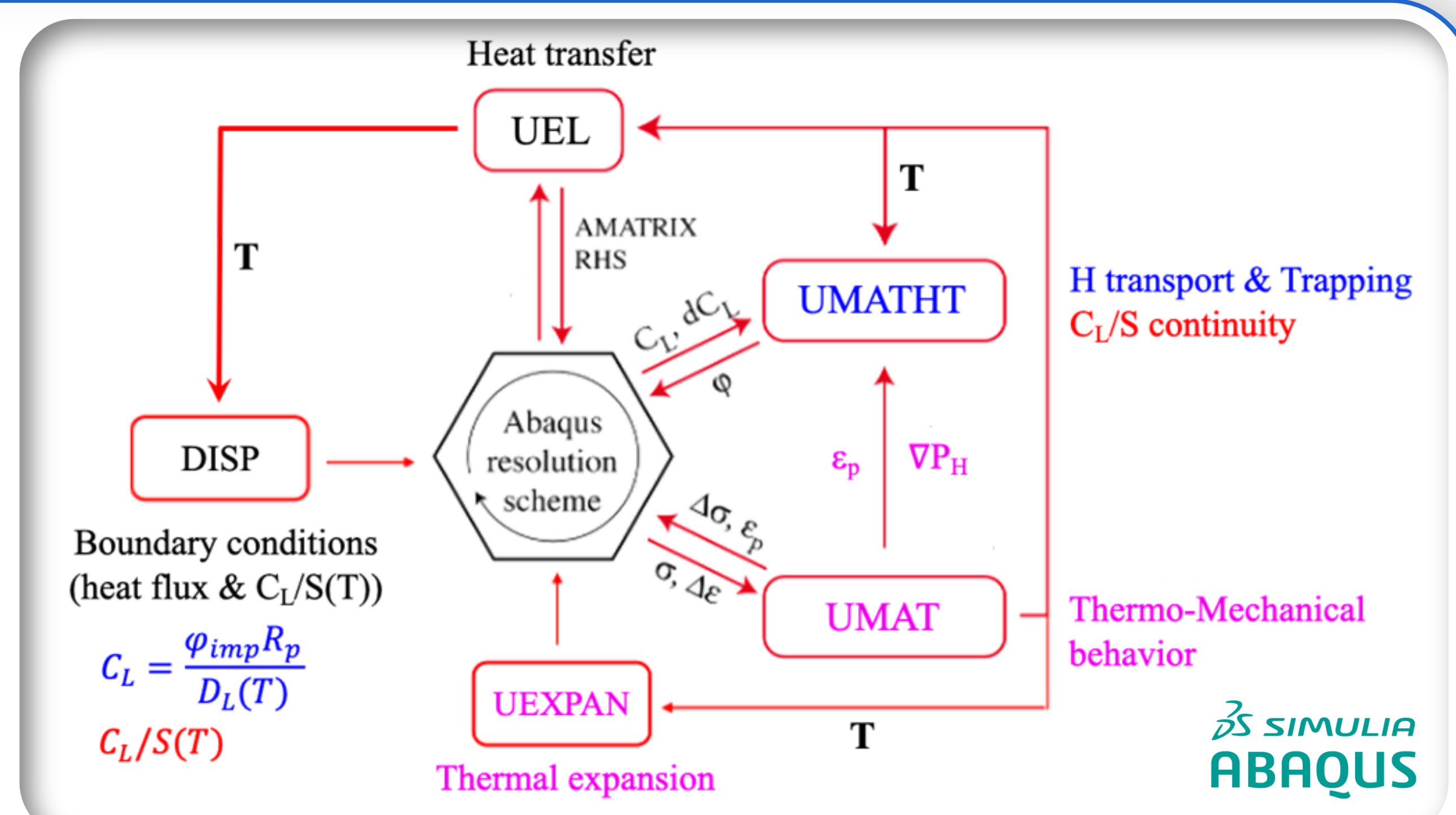
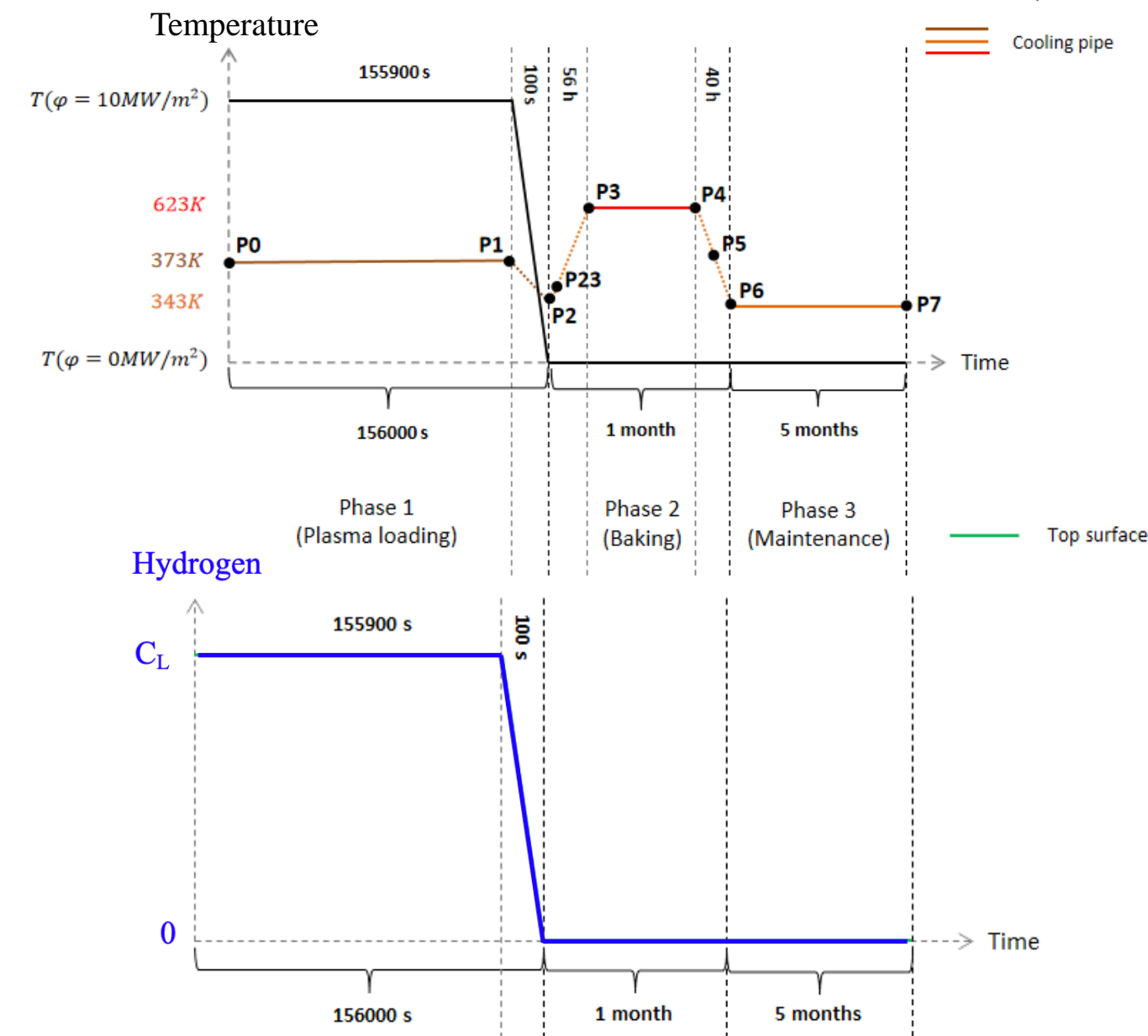
Traps created by plastic strain

$$N_T^{created}(\epsilon_p) = 1.85 \times 10^{15} (1 - e^{-57.6\epsilon_p})$$

Modelling



Loading scenario



Elasticity: $E(T)$ & $\nu(T)$ Plasticity (Isotropic Hardening): $\sigma_y = \sigma_0(T) + K(T)(1 - e^{-C(T)\epsilon_p})$ Thermal expansion: $\epsilon_{th} = (\alpha(T) \Delta T)I$

H transport equation: $\frac{\partial C_L}{\partial t} + \frac{\partial C_T}{\partial t} = \nabla(D_L(T)\nabla C_L + \frac{D_L(T)V_H}{RT} C_L \nabla P_H)$ H trapping equation: $\frac{\partial C_T}{\partial t} = \frac{k}{N_L} C_L(N_T(\epsilon_p) - C_T) - pC_T$

Heat transfer: $\rho(T)C_p(T)\frac{\partial T}{\partial t} = \nabla(\lambda(T)\nabla T)$ Material interfaces: $C_L/S(T)$ continuity

$E(T)$ & $\nu(T)$: Young's modulus & Poisson ratio / σ_y : yield stress / $\sigma_0(T)$: elastic limit / $K(T)$ & $C(T)$: material parameters / ϵ_p : plastic strain / $\alpha(T)$: CTE
 C_L & C_T : diffusing & trapping concentration of H / D_L : diffusion coefficient of H / V_H : molar volume of H / P_H : hydrostatic stress
 k & p : trapping & detrapping parameters / N_L & N_T : density of lattice sites & trapping sites / $S(T)$: solubility of H

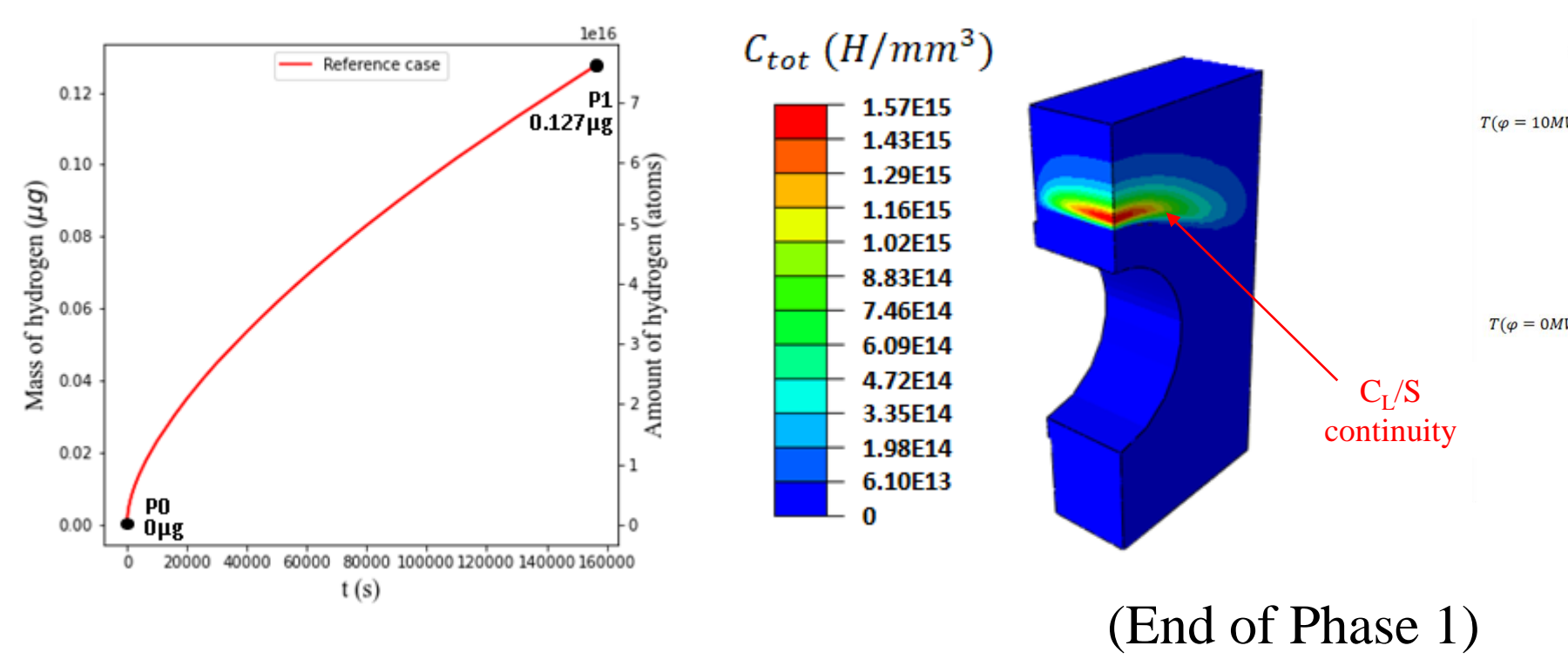
Implantation

« coupled temp displacement »

Simultaneous resolution

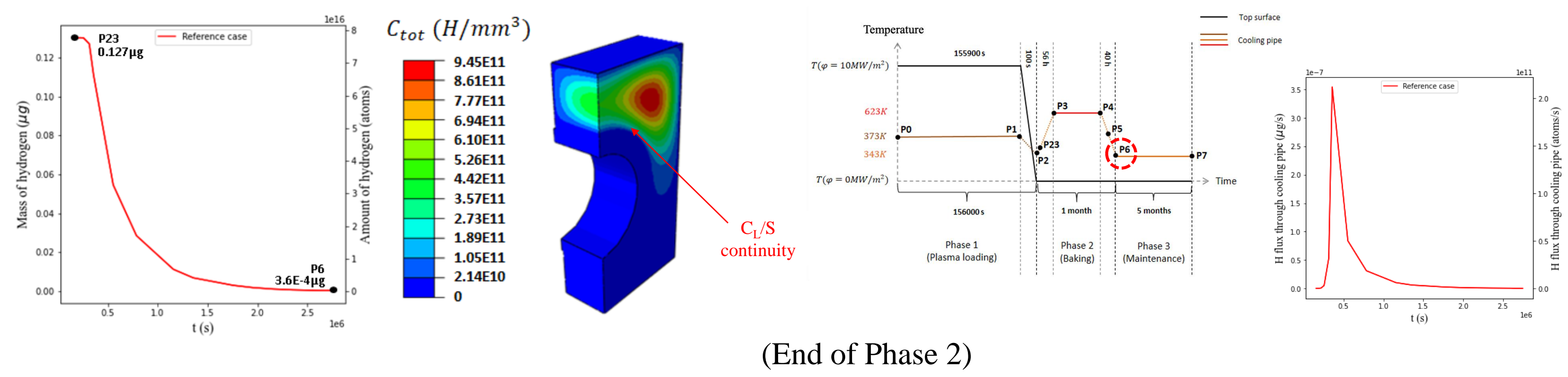
Results

Phase 1



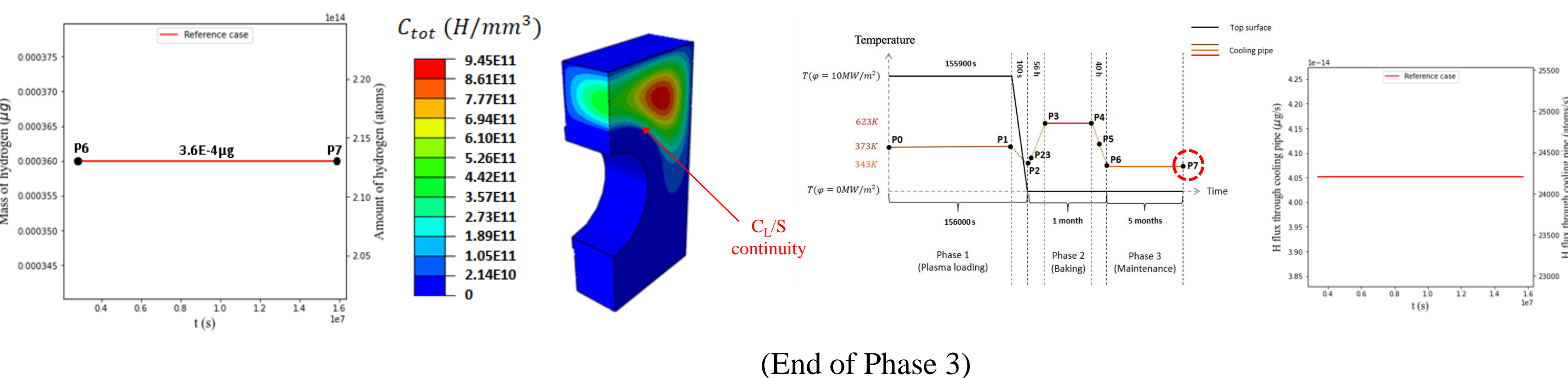
- * H stored in W, near the W/Cu interface
- * Estimation of total H for all divertor monoblocks (assuming same exposure conditions): 10 mg

Phase 2

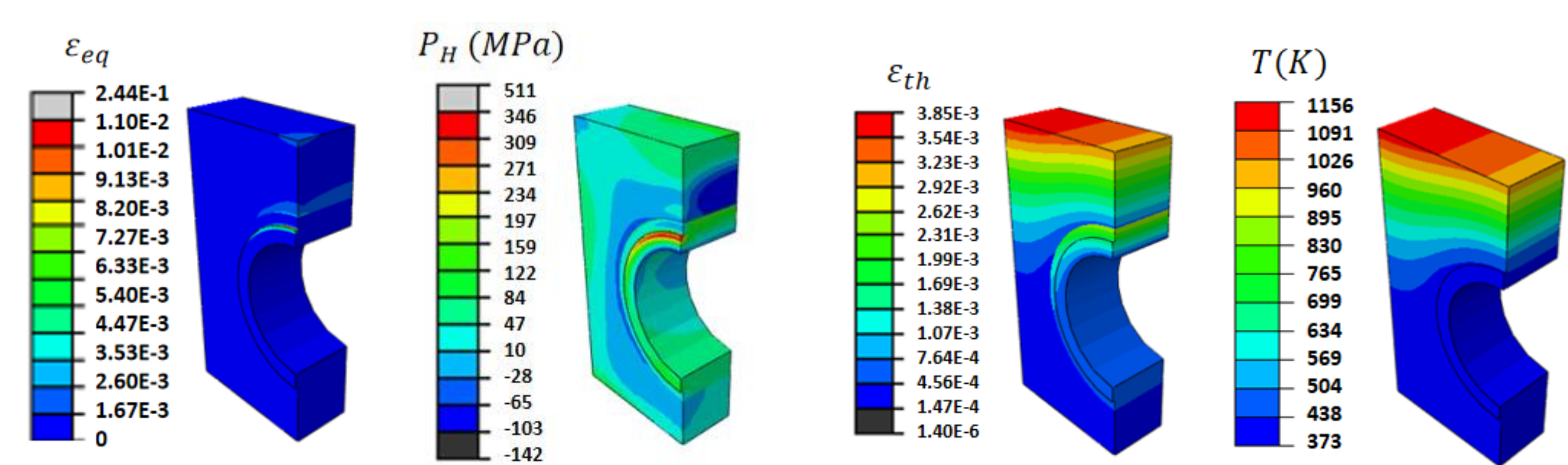


- * 0.3% of H remained mainly in the half upper part of W
- * 47% of H passed towards cooling pipe

Phase 3



- * No impact of the maintenance phase on remaining amount of H



- * ϵ_{th} mismatches at bi-material interfaces → plastic strain
- * T gradient & plastic strain → stress field (P_H)