



Cyclic(alkyl)(amino)carbene ruthenium complexes for Z-stereoselective (asymmetric) olefin metathesis

Jennifer Morvan, François Vermersch, Jan Lorkowski, Jakub Talcik, Thomas Vives, Thierry Roisnel, Christophe Crévisy, Nicolas Vanthuyne, Guy Bertrand, Rodolphe Jazzar, et al.

► To cite this version:

Jennifer Morvan, François Vermersch, Jan Lorkowski, Jakub Talcik, Thomas Vives, et al.. Cyclic(alkyl)(amino)carbene ruthenium complexes for Z-stereoselective (asymmetric) olefin metathesis. *Catalysis Science & Technology*, 2023, 13, pp.381-388. 10.1039/d2cy01795d . hal-03885100

HAL Id: hal-03885100

<https://hal.science/hal-03885100>

Submitted on 14 Dec 2022

HAL is a multi-disciplinary open access archive for the deposit and dissemination of scientific research documents, whether they are published or not. The documents may come from teaching and research institutions in France or abroad, or from public or private research centers.

L'archive ouverte pluridisciplinaire **HAL**, est destinée au dépôt et à la diffusion de documents scientifiques de niveau recherche, publiés ou non, émanant des établissements d'enseignement et de recherche français ou étrangers, des laboratoires publics ou privés.

ARTICLE

Cyclic(alkyl)(amino)carbene Ruthenium Complexes for Z-Stereoselective (Asymmetric) Olefin Metathesis †

Received 00th January 20xx,
Accepted 00th January 20xx

DOI: 10.1039/x0xx00000x

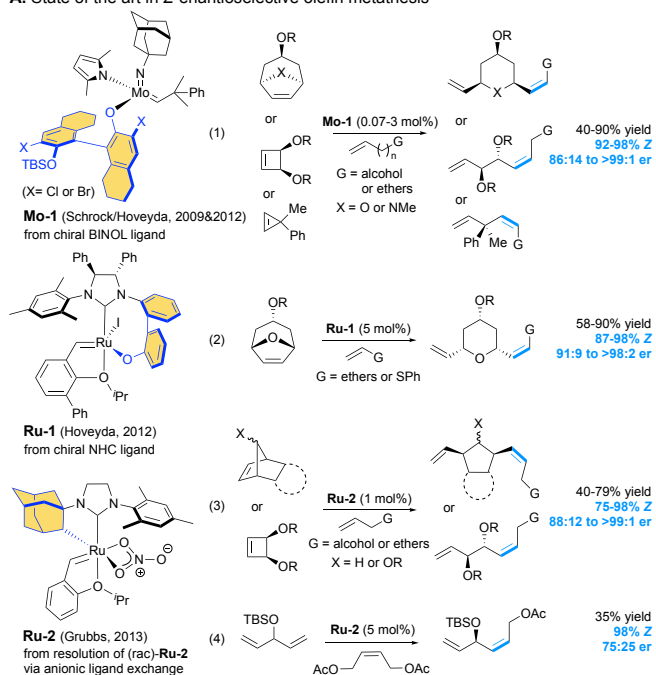
Jennifer Morvan,^a François Vermersch,^b Jan Lorkowski,^a Jakub Talcik,^a Thomas Vives,^a Thierry Roisnel,^a Christophe Crévisy,^a Nicolas Vanthuyne,^c Guy Bertrand,^{*b} Rodolphe Jazzar^{*b} and Marc Mauduit^{*a}

The first Z-stereoselective catechodithiolate ruthenium complexes containing cyclic(alkyl)(amino)carbene ligands are reported. Isolated in nearly quantitative yields or in-situ generated, these catalysts demonstrated remarkable Z selectivity (Z/E ratio up to >98/2) in ring-opening metathesis polymerization (ROMP), ring-opening-cross metathesis (ROCM) and cross-metathesis (CM). Thanks to the efficient chiral HPLC resolution of racemic CAAC-complex precursors, optically pure dithiolated complexes were also synthesized allowing to produce enantioenriched Z-ROCM products in >99/1 Z/E with good levels of enantioselectivity.

Introduction

Discovered in the mid of last century, olefin metathesis¹ has become a practical and versatile synthetic tool to efficiently produce carbon-carbon double bonds. Relevant applications were successfully disclosed in various fields such as natural product synthesis,² the transformation of renewable feedstocks³ or the production of innovative materials (polymers).⁴ This resounding success stems from the elaboration of well-defined, air stable and easy to handle ruthenium-benzylidene complexes that proved to be highly tolerant towards many organic functionalities.¹ Obviously, the asymmetric version of this reaction was also intensively studied with either optically pure ruthenium or molybdenum catalysts, offering a straightforward access to highly valuable chiral building blocks with high enantiopurity.⁵ As the Z-alkene moiety is ubiquitous in numerous relevant chiral molecules, special attention has been given to the design of catalysts which can control both the enantioselectivity and the Z-selectivity^{6,7} of metathesis transformations. Nevertheless, as depicted in Figure 1, examples remain scarce.⁸ For instance, chiral Mo-complexes **Mo-1** bearing a monodentate BINOL-type ligand demonstrated a high enantioinduction in asymmetric ring-opening cross-metathesis (AROCM) combined with a remarkable degree of Z-selectivity (Figure 1, eq. 1).^{8a,b} Stereogenic-at-ruthenium complex **Ru-1** featuring a chiral bidentate N-heterocyclic carbene (NHC) ligand furnished tetrahydropyran products in high ees and good to excellent Z:E ratio (Figure 1, eq. 2).^{8c} Optically pure cyclometalated Ru-catalyst **Ru-2** has proved to be highly efficient in AROCM, affording various Z-alkenes with high ees (Figure 1, eq. 3).^{8d} Noticeable, **Ru-2** also promoted the first Z-asymmetric cross-metathesis (ACM), albeit a moderate 50% ee was observed (Figure 1, eq. 4).^{8e}

A. State of the art in Z-enantioselective olefin metathesis



B. First achiral and optically pure Z-stereoretentive CAAC-containing ruthenium complexes (this work)

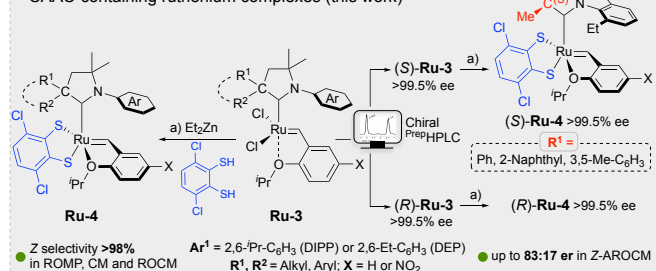


Figure 1 (A) Previously described Z-enantioselective olefin metathesis catalysed by Mo- or Ru-complexes. (B) Development of achiral and optically pure Z-stereoretentive CAAC-Ru complexes (this work).

^a Univ Rennes, Ecole Nationale Supérieure de Chimie de Rennes, CNRS, ISCR UMR 6226, F-35000 Rennes, France. Email: marc.mauduit@ensc-rennes.fr

^b UCSD-CNRS Joint Research Chemistry Laboratory (IRL 3555), Department of Chemistry and Biochemistry, University of California, San Diego, La Jolla, California 92093-0358, United States. Email: rjazzar@ucsd.edu, gbertrand@ucsd.edu

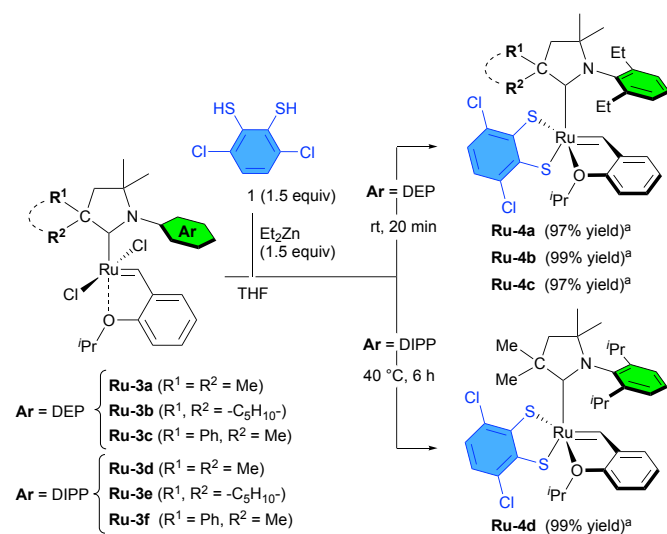
^c Aix Marseille Univ., CNRS, Centrale Marseille, iSm2, Marseille, France

† Electronic Supplementary Information (ESI) available: Experimental procedures NMR spectra, GC analyses. CCDC 1941524, 1941529, 2164941, 2172111, 2172112, 2172113. For ESI and crystallographic data see DOI: 10.1039/x0xx00000x

Despite these significant breakthroughs, the development of new chiral Z-selective metathesis catalysts remains a challenging objective. Recently, our groups reported an expedient access to the first optically pure **Ru-3** complexes⁹ containing cyclic(alkyl)(amino)carbene (CAAC)^{10,11} ligands (Figure 1, b). These new chiral complexes demonstrated excellent catalytic performances in asymmetric olefin metathesis with good enantioselectivities (up to 92%).⁹ In light of these promising results, we wished to investigate the development of their Z-enantioselective congeners (Figure 1, b). Herein, we focused our attention on catechodithiolate Ru-complexes,^{7e,f} a class of catalysts which combine easy accessibility (one step from commercially available 2nd generation Hoveyda-type complexes)¹² and remarkable efficiency towards a wide range of Z-alkenes in high purity (>98% Z). Since, their asymmetric version has not yet been reported, we investigated both achiral and chiral CAAC ligands and their use in Z-stereoselective ROMP, ROCM, CM and also in asymmetric ROCM.

Results and discussion

We initiated our study by the synthesis of catechodithiolate Ru-catalysts starting from previously reported CAAC-containing Hoveyda type complexes **Ru-3** (Scheme 1).¹³ Even in the presence of the sterically congested chiral quaternary center (*i.e.* **Ru-4c**), complexes **Ru-3a-c** featuring a *N*-2,6-diethylphenyl (DEP) group afforded the expected dithiolate **Ru-4a-c** in nearly quantitative isolated yields (97–99%, within 20 min at ambient temperature). In marked contrast, **Ru-3d-f** complexes containing the bulkier *N*-2,6-diisopropylphenyl (DIPP) group appeared more challenging. In this case, **Ru-3d** required a prolonged reaction time (6 h, 40 °C) to afford the corresponding dithiolate **Ru-4d** in 99% isolated yield, whereas rapid decomposition of the corresponding dithiolate Ru-species was observed for **Ru-3e-3f**.



Scheme 1 Synthesis of catechodithiolate CAAC **Ru-4a-d**. ^a Isolated yield.

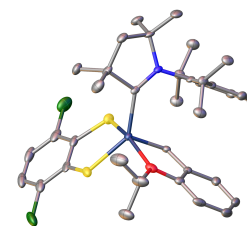


Figure 2 Solid-state structure of complex **Ru-4d** from single crystal X-ray diffraction. Displacement ellipsoids are drawn at 30% probability. Hydrogen atoms have been omitted for clarity.

The latter, likely results from a severe steric clash between the catechol dithiolate and the DIPP moiety of the CAAC ligand (also observed when comparing %*V*_{bur} of **Ru-3a-3b** to that of **Ru-3e-3f**)¹⁴ leading to extremely short-lived **Ru-4e-4f** complexes. According to the dissymmetry of the CAAC unit, 2 rotamers could be expected for **Ru-4** complexes.¹⁵ However, ¹H and ¹³C NMR analysis showed that only one rotamer is observed in solution for **Ru-4a-d** (See Supplementary Information (SI) for details). Nuclear Overhauser effects (nOe) between the prominent benzylidene proton and the aryl alkyl groups were observed in NOESY experiments performed in Tol-*d*₈ at 0 °C which features the *N*-Aryl above the styrenyl-ether moiety. While we were not able to obtain suitable crystals from ^{DEP}CAAC **Ru-4a-c**, we could perform an X-ray diffraction analysis of **Ru-4d** (Figure 2), which confirms the structure of the rotamer observed in solution.¹⁶

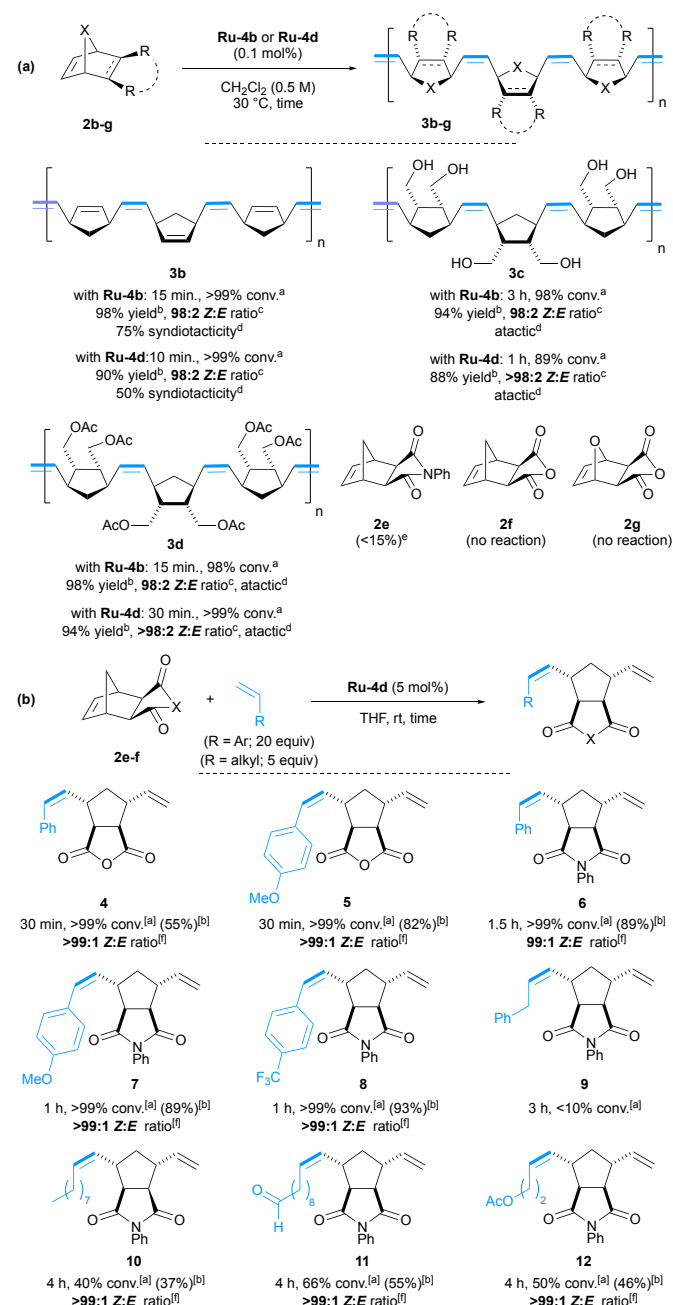
Catalytic performances of catechodithiolate CAAC **Ru-4a-d** were initially evaluated in the ROMP of norbornene **2a** (Table 1).¹⁷ All complexes demonstrated good reactivity at 0.1 mol%, allowing full conversion within 30 min and affording the expected polymer **3a** in 89–98% isolated yield. While an excellent >95% syndiotacticity was observed in each case,¹⁸ a slight difference of Z:E ratio occurred ranging from 92:8 (entry 3; **Ru-4c**) to >98:2 (entry 4; **Ru-4d**). Interestingly, **Ru-4d** significantly differs from its ^{DEP}CAAC-Ru congeners as well as the NHC-containing **Z-Hov** by producing **3a** with the lowest dispersity (1.9) and molar mass (563 Kg/mol; entry 4).^{17c}

Table 1 Catalytic performances of catechodithiolate CAAC **Ru-4a-d** in ring-opening metathesis polymerization of norbornene **2a**.

entry	Catalyst	Yield(%) ^a	Z:E ratio ^b	Syndiotacticity (%) ^c	M _w (Kg/mol) ^d	Đ ^d
1	Ru-4a	93	97:3	>95	5 478	4.3
2	Ru-4b	91	96:4	>95	5 351	3.9
3	Ru-4c	98	92:8	>95	2 452	5.0
4	Ru-4d	89	>98:2	>95	563	1.9
5	Z-Hov	92	>98:2	Atactic	731	2.8

^a Isolated yield. ^b Molar ratio of *E* and *Z* isomers were obtained by ¹H NMR analysis (CDCl₃). ^c Determined by ¹³C NMR spectroscopy at 55 °C (CDCl₃) after hydrogenation of the polymers (see ESI). ^d Determined by SEC in THF at 40 °C.

It is also worth noting that **Z-Hov** afforded **3a** as an atactic polymer despite similar high *Z*-selectivity (entry 5). The ROMP of norbornadiene^{17a,c} or *exo*-norbornene derivatives **2b-g**¹⁹ were next studied with ^{DEP}CAAC **Ru-4b** and ^{DIPP}CAAC **Ru-4d** catalysts (Scheme 2, a). Here also, excellent *Z*-selectivities (>98:2) and yields (94–98%) were reached, except for substrates **2e-g** which gave no or low conversion even under more drastic conditions (see ESI for details).



Scheme 2 Scope of ROMP (a) and ROCM (b) catalysed by catechodithiolate ^{DEP}CAAC **Ru-4b** or ^{DIPP}CAAC **Ru-4d**. ^a Conversions were determined by ¹H NMR spectroscopy using 1,3,5-trimethoxybenzene as internal standard. ^b Isolated yield. ^c Molar ratio of *E* and *Z* isomers were monitored by ¹H NMR analysis (CDCl₃ or DMSO-*d*₆). ^d Determined by ¹³C NMR spectroscopy. ^e Catalysts **Ru-4b,d** were used. ^f Determined by GC analysis.

Of note, a prolonged reaction time (1–3 h vs 10–30 min.) was required for diol **3c**, but without any alteration of the *Z*-selectivity.²⁰ Interestingly, polymer **3b** was formed in up to 75% syndiotacticity with ^{DEP}CAAC **Ru-4b**, surpassing the **Z-Hov** catalyst (55%).²¹ The lower 50% syndioselectivity observed with ^{DIPP}CAAC **Ru-4d** could result from steric clash with the bulkier ^{DIPP} substituent.¹⁸ On the other hand, only atactic polymers **3c,d** were obtained from ROMP of functionalized norbornenes **2c** and **2d** independent of the catalyst used, also suggesting that a significant steric clash occurred between the CAAC units and the substrates.²²

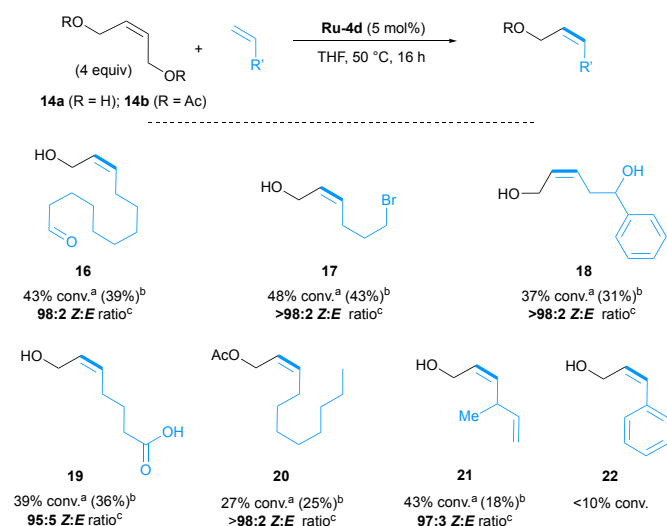
We next turned our investigation to ROCM transformation involving norbornenes **2e** and **2f** and various cross-olefin partners (Scheme 2, b). Here also, **Ru-4d** proved to be highly efficient with functionalized styrenes, furnishing internal alkenes in moderate to high yield (55–93%) and excellent *Z*-selectivity (>98%). The reaction with aliphatic olefins^{7g} also led to a remarkable *Z*-selectivity albeit lower conversions and yields were observed, and only traces of **9** were detected in the case of allylbenzene.

The catechodithiolate CAAC-Ru complexes were also investigated in cross-metathesis between 1-decene **13** and *cis*-butenediol **14a** (Table 2). We observed excellent *Z:E* ratios (98:2) across of our range of catalysts, with **Ru-4d** also appearing to be the most efficient, furnishing the expected *Z*-product **15** in a moderate 48% isolated yield (entry 4). Performing the reaction at higher or lower temperature did not improve the conversion (entries 6 and 7). Since higher catalyst loading (10 mol%) or sequential addition of catalyst (4x 1.25 mol%) were also unsuccessful to improve the conversion (17%, see ESI for details), we suspect self-poisoning of the active catalytic species.^{11e,f} Next, we studied the performance of **Ru-4d** in various CM reactions. As depicted in scheme 3, high levels of *Z*-selectivity were obtained, ranging from 95% to >98%.

Table 2 Catalytic performances of catechodithiolate CAAC-Ru-complexes **Ru-4a-d** in cross-metathesis between 1-decene **13** and *cis*-butenediol **14a**.

entry	Catalyst	Conv. (%) ^a Yield (%) ^b	<i>Z:E</i> ratio (%) ^c
1	Ru-4a	36 (32)	>98:2
2	Ru-4b	35 (26)	98:2
3	Ru-4c	40 (31)	98:2
4	Ru-4d	50 (48)	98:2
5 ^d	Ru-4d	42 (36)	>98:2
6 ^e	Ru-4d	50 (48)	98:2

^a Conversions were determined by ¹H NMR spectroscopy using 1,3,5-trimethoxybenzene as internal standard. ^b Isolated yield. ^c Molar ratio of *E* and *Z* isomers were monitored by ¹H NMR analysis (CDCl₃). ^d Reaction performed at 20 °C. ^e Reaction performed at 80 °C in 2-Me-THF



Scheme 3 Scope of cross-metathesis catalysed by catechodithiolate DIPP-CAAC Ru-4d. ^a Conversions were determined by ¹H NMR spectroscopy using 1,3,5-trimethoxybenzene as internal standard. ^b Isolated Yield. ^c Determined by ¹H NMR spectroscopy.

Nevertheless, the conversion remained moderate furnishing the corresponding Z-products in 18-43% isolated yield. Furthermore, only traces of **22** was observed in the case of styrene as olefin partner.

Having showed the high Z-selectivity in ROMP, ROCM and CM, we next investigated the performance in Z-enantioselective ROCM of optically pure catechodithiolate ^{DEP}CAAC-Ru complexes featuring various groups at the chiral quaternary center (*i.e.* Ph, 2-naphthyl, 3,5-dimethylphenyl). We also considered their nitro-Grela variant with a -NO₂ activating group on the styrenylether fragment. First, we performed the preparative HPLC resolution of ^{DEP}CAAC Ru-3c,g,i on a Chiralpak IE phase (Scheme 3, see ESI for details),²³ affording each enantiomer in nearly quantitative yield and excellent optical purity (>98.5% ee). Note that the chiroptical properties of these optically pure Ru-complexes were obtained through Electronic Circular Dichroism (ECD) (see ESI for details). We unambiguously confirmed the absolute configuration of second eluted Ru-3g,i complexes by X-ray diffraction study (S, Figure 3)¹⁶ and attributed by analogy the same (S) configuration to second eluted Ru-3c,h. Optically pure complexes (–)-(S)-Ru-3c and (+)-(R)-Ru-3c were then converted into corresponding catechodithiolated counterparts (–)-(S)-Ru-4c and (+)-(R)-Ru-4c in 99% isolated yield (Scheme 4).

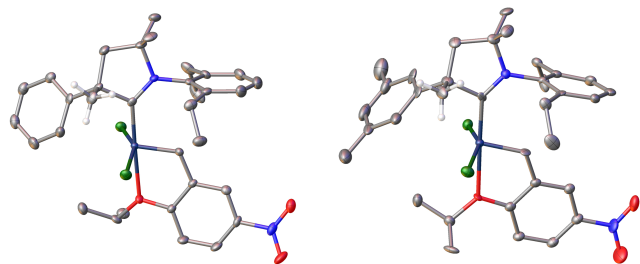
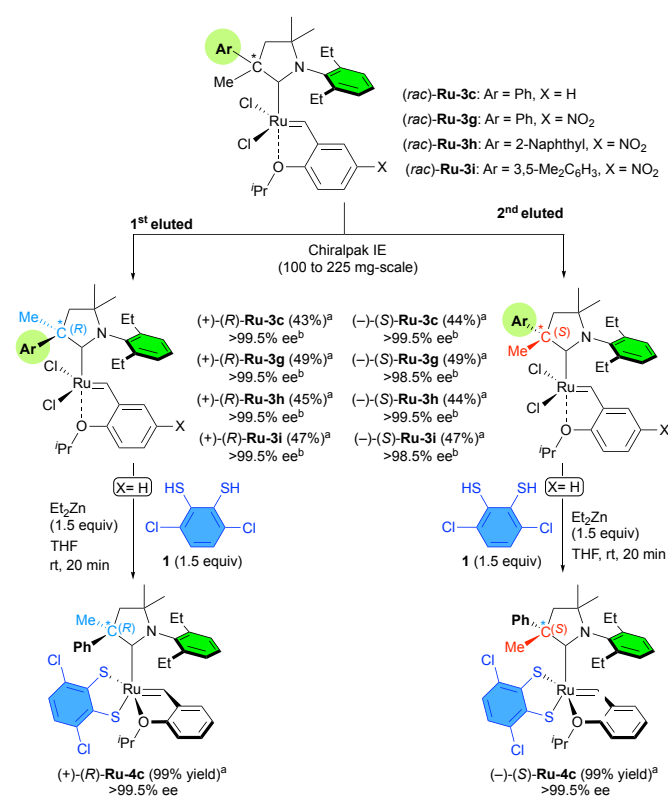


Figure 3 Solid-state structure of optically pure (–)-(S)-Ru-3g (left) and (–)-(S)-Ru-3i (right) from single crystal X-ray diffraction. Displacement ellipsoids are drawn at 50% probability. Most hydrogen atoms have been omitted for clarity.



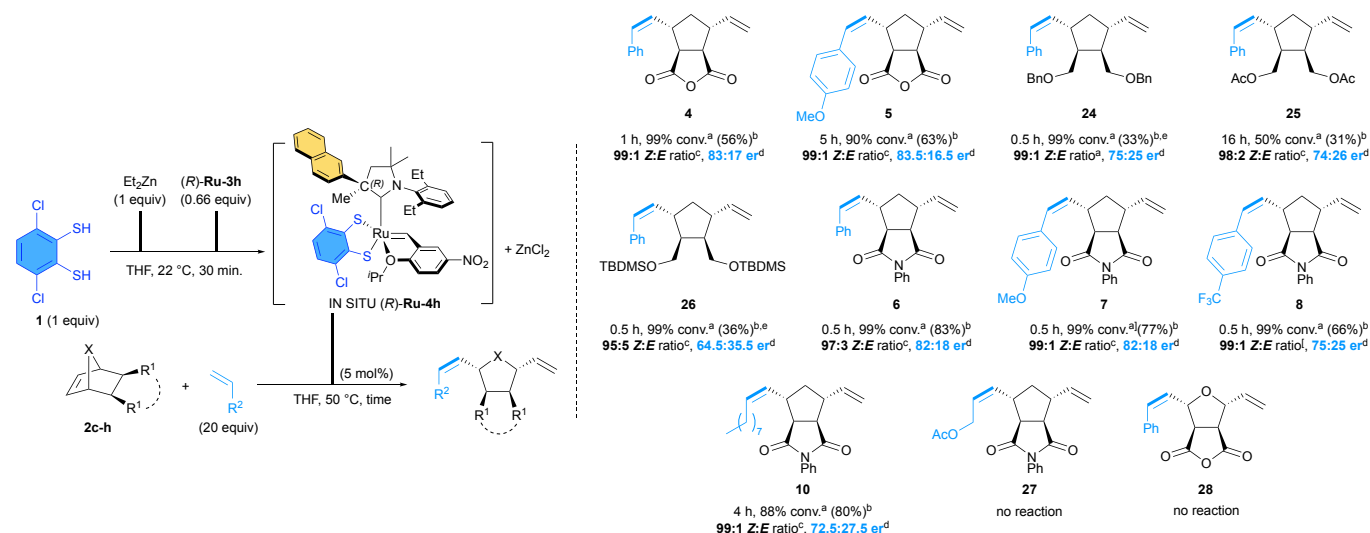
Scheme 4 Scope of optically pure ^{DEP}CAAC-Ru complexes Ru-3c,g,i and catechodithiolate Ru-4c. ^a Isolated yield after preparative chiral resolution. ^b Determined by chiral-stationary phase HPLC analysis.

The latter was then evaluated in Z-enantioselective ROCM between *exo*-norbornene **2c** and styrene to furnish enantioenriched cyclopentane **23** with 99% Z-selectivity and 78:22 enantiomeric ratio (Table 3, entry 2). This catalytic performance is quite similar to that of (R)-Ru-3c affording **23** in 29% isolated yield²⁴ and 76:24 er (entry 1).

Table 3. Evaluation of optically pure ^{DEP}CAAC Ru-complexes Ru-3c and catechodithiolate Ru-4c,g-f in Z-enantioselective ROCM of norbornene **2c**.

Entry	catalyst (mol%)	Time (h)	Conv. (%) ^[a] (yield) ^[b]	Z:E ratio ^[c]	er (Z)- 23 ^[d]
1	(R)-Ru-3c (1)	2	99 (29)	65:3	76:24 ^[e]
2	(R)-Ru-4c (5)	2	99 (26)	99:1	78:22
3 ^[f]	IS (R)-Ru-4c (5)	2	99 (26)	99:1	77.5:22.5
4 ^[f]	IS (R)-Ru-4g (5)	0.5	99 (20)	99:1	77.5:22.5
5 ^[f]	IS (R)-Ru-4h (5)	0.5	99 (44)	99:1	78.5:21.5
6 ^[f]	IS (R)-Ru-4i (5)	0.5	99 (31)	99:1	78:22

^a Conversions were determined by ¹H NMR spectroscopy using 1,3,5-trimethoxybenzene as internal standard. ^b Isolated yield. ^c Determined by GC analysis. ^d Determined by HPLC analysis on chiral phase. ^e er for (E)-**23**: 69.5:30.5. ^f The catechodithiolate catalyst was generated in situ by reacting **1** with Et₂Zn followed by the addition of respective (R)-Ru-3 (see Scheme 5 and ESI for details).



Scheme 5 Scope of Z-enantioselective ROCM catalysed by *In Situ* (IS) generated optically pure catechodithiolate ^{DEP}CAAC-Ru-4h. [a] Determined by ¹H NMR spectroscopy using 1,3,5-trimethoxybenzene as internal standard. [b] Isolated yield. [c] Determined by GC analysis. [d] Determined by HPLC analysis on chiral phase. [e] The corresponding polymer was also formed as by-product.

While the selectivity remained moderate, it is worth mentioning that previous AROCM involving *exo*-norbornenes are scarce and have been obtained in even lower enantioselectivities (up to 67:33 er for **23**).²⁵ We next turned our attention to optically pure nitro-Grela type pre-catalysts ^{DEP}CAAC-Ru-3g-i. Unexpectedly, the corresponding dithiolated complexes proved to be too unstable in solution to be isolated.^{7h} Gratifyingly by capitalizing on recent results from our lab,⁹ we confirmed that (*R*)-Ru-4c can be generated *in situ* (IS) promoting the AROCM with the same efficiency (entry 3 vs 2). Under similar conditions, we observed faster reactivity with nitroGrela IS (+)-(*R*)-Ru-4g-i affording full conversion within 30 min. In all cases, (*Z*)-**23** was exclusively formed with similar levels of enantioselectivity, meanwhile the highest isolated yield (44%, entry 5) was obtained with IS (+)-(*R*)-Ru-4h featuring a 2-naphthyl at the chiral quaternary center.

Having identified *in situ* generated (+)-(*R*)-Ru-4h as the most efficient Z-enantioselective CAAC-Ru catalyst, we evaluated its scope across a broad range of substrates (Scheme 5). AROCM products **4-8** and **24-26** were formed in excellent Z-selectivity ranging from 95:5 to 99:1 Z/E ratio, except for **27** and **28** for which the starting-material was recovered despite a higher catalyst loading and/or a prolonged reaction time. The highest enantioselectivities (82:18 to 83:17 er) were reached with *exo*-norbornenes featuring an anhydride or a succinimide function, leading respectively to *trans* cyclopentanes **4-5** and **6-7** with 56-83% isolated yield. A drop in enantioselectivity was observed with protected diols reacting with styrene (**24-26**; 64.5:35.5 to 75:25 er), although these ers remain higher than in previous reports.²² Finally, a similar level of enantioselectivity was also observed with 1-decene as cross-olefin partner (**10**; 72.5:27.5 er).

Conclusions

In summary, we have developed the first Z-stereoselective catechodithiolate ruthenium complexes containing cyclic(alkyl)(amino)carbene ligands. Amongst a selection of CAAC Ru-complexes, ^{DEP}CAAC Ru-4b and ^{DIPP}CAAC Ru-4d have proven to be efficient toward the formation of Z-internal olefins. Moderate to good yields and remarkable Z-selectivity (>98%) were obtained in various ROMP, CM and ROCM transformations. Notably, the resulting polymers from norbornene **2a** and norbornadiene **2b** were formed with good to excellent syndiotacticity (75 to >95%), surpassing that of NHC-based catechodithiolate Ru-catalysts. Additionally, thanks to the efficient and rapid access to optically pure CAAC Ru-complexes (>98.5% ee), the first synthesis of enantiopure catechodithiolate ^{DEP}CAAC-Ru complexes was also achieved. Isolated or formed *in situ*, those new chiral Z-selective catalysts demonstrated good catalytic performances in Z-enantioselective ROCMs involving reluctant *exo*-norbornene derivatives (up to 99:1 Z:E ratio; and up to 83:17 er). Further works dealing with the modification of the catechodithiolate ligand^{17a} for improving the catalyst efficiency toward ACM reactions as well as the continuous flow synthesis of enantioenriched Z-alkenes are underway and will be reported soon.²⁶

Data availability

All experimental and crystallographic data associated with this work are available in the ESI.†

Author Contributions

G. B., R. J. and M. M. conceived, designed and directed the project. J. M., F. V., J. L. and J. T. conducted all the experiments. N. V. performed the chiral resolution of complexes. T. V. developed GC analysis methods while T. R. accomplished of X-Ray diffraction analysis. The manuscript was written and reviewed by R. J. and M. M. The ESI was written by J. M.

Conflicts of interest

There are no conflicts to declare.

Dedication

In memory of Professor Robert H. Grubbs.

Acknowledgements

We are grateful to the CNRS, the Ecole Nationale Supérieure de Chimie de Rennes, the Aix-Marseille Université and the University of California San Diego. This work was supported by the Region Bretagne (ARED 2018 "Biometa" N° 601, grant to J.M.), the "prematuration program" of CNRS (grant to J.L.), the Agence Nationale de la Recherche (ANR-19-CE07-0017 ChiCAAC, grant to J.T.) and the U.S. Department of Energy, Office of Science, Basic Energy Sciences, Catalysis Science Program, under Award # DE-SC0009376. The generous gift of ruthenium complexes by Umicore AG & Co is gratefully acknowledged. We thank Dr. S. Cammas-Marion for SEC analysis and P. Jéhan for HRMS analysis. We are grateful to J.-P. Guégan, E. Caytan and the PRISM core facility (Biogenouest@UMS, Biosit, Université de Rennes 1) for NMR experiences.

Notes and references

- (a) Handbook of Metathesis, 2nd Edition (Eds.: R. H. Grubbs, A. G. Wenzel, D. J. O'Leary, E. Khosravi); Wiley-VCH: Weinheim, Germany, 2015; (b) Olefin Metathesis: Theory and Practice (Ed: K. Grela), John Wiley & Sons: Hoboken, N. J., 2014; (c) O. M. Ogbay, N. C. Warner, D. J. O'Leary and R. H. Grubbs, *Chem. Soc. Rev.* 2018, **47**, 4510.
- Metathesis in Natural Product Synthesis: Strategies, Substrates, and Catalysts (Eds: Cossy, J.; Arseniyadis, S.; Meyer, C.) Wiley-VCH: Weinheim, Germany, 2010.
- C. Bruneau and C. Fischmeister in *Alkene Metathesis for Transformations of Renewables* in Organometallics for Green Catalysis (Eds: P. Dixneuf, J. F. Soulé) Topics in Organometallic Chemistry, vol 63. Springer, 2018.
- (a) C. Slugovc in Olefin Metathesis: Theory and Practice (Ed: K. Grela) John Wiley & Sons: Hoboken, N. J., 2014, pp. 329; (b) S. Kovacic and C. Slugovc, *Mater. Chem. Front.*, 2020, **4**, 2235.
- Selected book chapter, see: B. Stenne and S. K. Collins, *Enantioselective Olefin Metathesis in Olefin Metathesis: Theory and Practice* (Ed.: K. Grela), Wiley-VCH, Weinheim (Germany), 2014.
- For selected reviews on Z-stereoselective and Z-stereoretentive metathesis, see: (a) A. H. Hoveyda, *J. Org. Chem.* 2014, **79**, 4763; (b) M. H. Herbert and R. H. Grubbs, *Angew. Chem. Int. Ed.* 2015, **54**, 5018; (c) T. P. Montgomery, T. S. Ahmed and R. H. Grubbs, *Angew. Chem. Int. Ed.* 2017, **56**, 11024; (d) T. P. Montgomery, A. M. Johns and R. H. Grubbs, *Catalysts* 2017, **7**, 87; (e) D. S. Müller, O. Baslé and M. Mauduit, *Beilstein J. Org. Chem.* 2018, **14**, 2999; For a recent book chapter, see: (f) Q. Michaudel, S. J. Kempel, T.-W. Hsu and J. N. deGruyter, *E vs. Z Selectivity in Olefin Metathesis Through Catalyst Design*. In *Comprehensive Organometallic Chemistry IV* (Eds.: G. Parkin, K. Meyer, D. O'hare), Elsevier, 2022.
- For Ru-catalyst developments, see for instance: (a) B. K. Keitz, K. Endo, P. R. Patel, M. B. Herbert and R. H. Grubbs, *J. Am. Chem. Soc.* 2012, **134**, 693; (b) Y. Xu, J. J. Wong, A. E. Samkian, J. Hoon Ko, S. Chen, K. N. Houk and R. H. Grubbs, *J. Am. Chem. Soc.* 2020, **142**, 20987; (c) G. Occhipinti, F. R. Hansen, K. W. Törnroos and V. R. Jensen, *J. Am. Chem. Soc.* 2013, **135**, 3331; (d) W. Smit, J. B. Ekel, G. Occhipinti, B. Woźniak, K. W. Törnroos and V. R. Jensen, *Organometallics* 2020, **39**, 397; (e) R. K. M. Khan, S. Torker and A. H. Hoveyda, *J. Am. Chem. Soc.* 2013, **135**, 10258; (f) R. K. M. Khan, S. Torker and A. H. Hoveyda, *J. Am. Chem. Soc.* 2014, **136**, 14337; (g) R. K. M. Khan, S. Torker and A. H. Hoveyda, *Angew. Chem. Int. Ed.* 2014, **53**, 1968; (h) M. J. Koh, R. K. M. Khan, S. Torker, M. Yu, M. S. Mikus and A. H. Hoveyda, *Nature* 2015, **517**, 181; (i) Z. Liu, C. Xu, J. del Pozo, S. Torker and A. H. Hoveyda, *J. Am. Chem. Soc.* 2019, **141**, 7137.
- (a) I. Ibrahim, M. Yu, R. R. Schrock and A. H. Hoveyda, *J. Am. Chem. Soc.* 2009, **131**, 3844; (b) M. Yu, I. Ibrahim, M. Hasegawa, R. R. Schrock and A. H. Hoveyda, *J. Am. Chem. Soc.* 2012, **134**, 2788; (c) R. K. M. Khan, R. V. O'Brien, S. Torker, B. Li and A. H. Hoveyda, *J. Am. Chem. Soc.* 2012, **134**, 12774; (d) J. Hartung and R. H. Grubbs, *J. Am. Chem. Soc.* 2013, **135**, 10183; (e) J. Hartung, P. K. Dornan and R. H. Grubbs, *J. Am. Chem. Soc.* 2014, **136**, 13029; (f) E. Ivry, A. Ben-Asuly, I. Goldberg and N. G. Lemcoff, *Chem. Commun.*, 2015, **51**, 3870.
- J. Morvan, F. Vermersch, Z. Zhang, L. Falivene, T. Vives, V. Dorcet, T. Roisnel, C. Crévisy, L. Cavallo, N. Vanthuyne, G. Bertrand, R. Jazzar and M. Mauduit, *J. Am. Chem. Soc.* 2020, **142**, 19895.
- For previous CAAC developments, see: (a) V. Lavallo, Y. Canac, C. Prašang, B. Donnadieu and G. Bertrand, *Angew. Chem., Int. Ed.* 2005, **44**, 5705; (b) R. Jazzar, R. D. Dewhurst, J.-B. Bourg, B. Donnadieu, Y. Canac and G. Bertrand, *Angew. Chem., Int. Ed.* 2007, **46**, 2899; (c) F. Vermersch, L. Oliveira, J. Huner, M. Soleilhavoup, R. Jazzar and G. Bertrand, *J. Org. Chem.* 2022, **87**, 3511; For recent reviews, see: (d) M. Soleilhavoup and G. Bertrand, *Acc. Chem. Res.* 2015, **48**, 256; (e) M. Melaimi, R. Jazzar, M. Soleilhavoup and G. Bertrand, *Angew. Chem. Int. Ed.* 2017, **56**, 10046; (f) U. S. D. Paul and U. Radius, *Eur. J. Inorg. Chem.* 2017, **2017**, 3362; (g) R. Jazzar, M. Soleilhavoup and G. Bertrand, *Chem. Rev.* 2020, **120**, 4141; (h) R. K. Singh, T. K. Khan, S. Misra and A. K. Singh, *J. Organomet. Chem.* 2021, **956**, 122133; For the first application of CAAC-TM in asymmetric catalysis, see: (i) D. Pichon, M. Soleilhavoup, J. Morvan, G. Junor, T. Vives, C. Crévisy, J.-M. Campagne, M. Mauduit, R. Jazzar and G. Bertrand, *Chem. Sci.* 2019, **10**, 7807.
- For previous developments in olefin metathesis, see: (a) D. R. Anderson, V. Lavallo, D. J. O'Leary, G. Bertrand and R. H. Grubbs, *Angew. Chem. Int. Ed.* 2007, **46**, 7262; For a specific review on CAAC-Ru-complexes, see: (b) J. Morvan, M. Mauduit, G. Bertrand and R. Jazzar, *ACS Catal.* 2021, **11**, 1714; For more recent developments, see: (c) S. A. Gonsales, Z. C. Mueller, F. Zhao, P. H. S. Paioti, L. Karmazin, J. Wan, F. Liu, K. N. Houk and A. H. Hoveyda, *J. Am. Chem. Soc.* 2021, **143**, 20640; (d) O. Eivgi, A. Vaisman and N. G. Lemcoff, *ACS Catal.* 2021, **11**, 703; (e) D. L. Nascimento, M. Foscatto, G. Occhipinti, V. R. Jensen and D. E. Fogg, *J. Am. Chem. Soc.* 2021, **143**, 11072; (f) G. Occhipinti, D. L. Nascimento, M. Foscatto, D. E. Fogg and V. R. Jensen, *Chem. Sci.* 2022, **13**, 5107; (g) M. Nagyházi, Á. Lukács, G. Turczel, J. Hancsók, J. Vályon, A.

- Bényei, S. Kéki and R. Tuba, *Angew. Chem. Int. Ed.* 2022, doi.org/10.1002/anie.202204413.
- 12 Catechodithiolate Ru-complexes can also be generated via an in situ protocol avoiding the requirement of a glovebox, see: D. S. Müller, I. Curbet, Y. Raoul, J. Le Nôtre, O. Baslé and M. Mauduit *Org. Lett.* 2018, **20**, 6822.
 - 13 For **Ru-3a-c** see: (a) R. Gawin, A. Kozakiewicz, P. A. Guńka, P. Dąbrowski and K. Skowerski, *Angew. Chem. Int. Ed.* 2017, **56**, 981; for **Ru-3d,e**, see ref 11a; for **Ru-3f**, see: (b) V. M. Marx, A. H. Sullivan, M. Melaimi, S. C. Virgil, B. K. Keitz, D. S. Weinberger, G. Bertrand and R. H. Grubbs, *Angew. Chem. Int. Ed.* 2015, **54**, 1919.
 - 14 %V_{bur} of **Ru-3a** = 33.7%; %V_{bur} of **Ru-3b** = 35.0%; %V_{bur} of **Ru-3c** = 36.6%; %V_{bur} of **Ru-3d** = 35.4%; %V_{bur} of **Ru-3e** = 38.3%; %V_{bur} of **Ru-3f** = 40.4% (see ESI for details). Obtained thanks to SambVca free online server, see: L. Falivene, Z. Cao, A. Petta, L. Serra, A. Poater, R. Oliva, V. Scarano and L. Cavallo, *Nat. Chem.* 2019, **11**, 872.
 - 15 M. Nagyházi, G. Turczel, A. Balla, G. Szálas, I. Tóth, G. T. Gál, B. Petra, P. T. Anastas and R. Tuba, *ChemCatChem* 2020, **12**, 1953.
 - 16 Deposition Numbers 1941524, 1941529, 2164941, 2172111, 2172112, 2172113 contain the supplementary crystallographic data for this paper. These data are provided free of charge by the joint Cambridge Crystallographic Data Centre and Fachinformationszentrum Karlsruhe Access Structures service www.ccdc.cam.ac.uk/structures.
 - 17 NHC-containing Ru-complexes containing various catechodithiolate ligands were previously investigated in the ROMP of norbornadiene, see: (a) M. S. Mikus, S. Torker and A. H. Hoveyda, *Angew. Chem. Int. Ed.* 2016, **55**, 4997. For recent applications in Z-ROMP, see: (b) T.-W. Hsu, C. Kim and Q. Michaudel, *J. Am. Chem. Soc.* 2020, **142**, 11983. Cyclometalated **Ru-2** efficiently promoted the Z-ROMP, see: (c) L. E. Rosebrugh, V. M. Marx, B. J. Keitz and R. H. Grubbs, *J. Am. Chem. Soc.* 2013, **135**, 10032.
 - 18 Hoveyda and co-workers have previously described a mechanism of polytopal rearrangement, highlighting that steric factors between the catechodithiolate ligand and the aryl-fragment of NHC could impact the control of the syndiotacticity (see ref. 17a). By using a tetrafluorocatechothiolate ligand, the steric strain was drastically reduced and higher levels of syndiotacticity were reached in the ROMP of norbornadiene (>95%). Based on this, we speculated that the high syndiotacticity reached with CAAC-**Ru-4** complexes could result from a lower steric repulsion between the catechodithiolate fragment and CAAC ligands.
 - 19 Endo-norbornene derivatives were also investigated but only starting materials were recovered. We suspected an important steric clash occurred avoiding the approach of CAAC-**Ru-4** to the substrate.
 - 20 Prolonged reaction times could be detrimental to the Z-selectivity with cyclometalated Ru-catalyst **Ru-2** but never with catechodithiolate Ru-complexes, see: A. Dumas, R. Tarrieu, T. Vives, T. Roisnel, V. Dorcet, O. Baslé and M. Mauduit, *ACS Catal.* 2018, **8**, 3257.
 - 21 A lower 55% syndiotacticity was obtained for polymer **3b** with **Z-Hov** complex, see ref.17a.
 - 22 The lack of tacticity observed with functionalized norbornadienes could be attributed to the presence of additional CH₂OR substituents in the norbornene backbone that favors the polytopal rearrangement rate vs the ROMP (see also ref. 17a).
 - 23 The chiral HPLC resolution of chiral transition-metal complexes remains scarce, see: (a) L. Norel, M. Rudolph, N. Vanthuyne, J. A. G. Williams, C. Lescop, C. Roussel, J. Autschbach, J. Crassous and R. Réau, *Angew. Chem. Int. Ed.* 2010, **49**, 99; (b) N. Hellou, C. Jahier-Diallo, O. Baslé, M. Srebro-Hooper, L. Toupet, T. Roisnel, E. Caytan, C. Roussel, N. Vanthuyne, J. Autschbach, M. Mauduit and J. Crassous, *Chem. Commun.*, 2016, **52**, 9243; (c) A. Vanitcha, C. Damelin-court, G. Gontard, N. Vanthuyne, V. Mouriès-Mansuy and Louis Fensterbank, *Chem. Commun.*, 2016, **52**, 6785; (d) N. Hellou, M. Srebro-Hooper, L. Favereau, F. Zinna, E. Caytan, L. Toupet, V. Dorcet, M. Jean, N. Vanthuyne, J. A. G. Williams, L. Di Bari, J. Autschbach and J. Crassous, *Angew. Chem. Int. Ed.* 2017, **56**, 8236; (e) L. Kong, J. Morvan, D. Pichon, M. Jean, M. Albalat, T. Vives, S. Colombel-Rouen, M. Giorgi, V. Dorcet, T. Roisnel, C. Crévisy, D. Nuel, P. Nava, S. Humbel, N. Vanthuyne, M. Mauduit and H. Clavier, *J. Am. Chem. Soc.* 2020, **142**, 93; (f) T. Martinez, A. Vanitcha, C. Troufflard, N. Vanthuyne, J. Forté, G. Gontard, G. Lemièrre, V. Mouriès-Mansuy and L. Fensterbank, *Angew. Chem. Int. Ed.* 2021, **60**, 179879; see also ref. 9.
 - 24 The low isolated yields observed for **23** are mainly due to the competitive formation of polymer **3c** (see scheme 2), despite the large excess of styrene (20 equiv).
 - 25 For rare examples of AROCM with exo-norbornene derivatives, see: (a) J. J. Van Veldhuizen, D. G. Gillingham, S. B. Garber, O. Kataoka and A. H. Hoveyda, *J. Am. Chem. Soc.* 2003, **125**, 12502; (b) J. M. Berlin, S. D. Goldberg and R. H. Grubbs, *Angew. Chem. Int. Ed.* 2006, **45**, 7591; (c) B. K. Keitz and R. H. Grubbs, *Organometallics* 2010, **29**, 403.
 - 26 J. Morvan, T. McBride, I. Curbet, S. Colombel-Rouen, T. Roisnel, C. Crévisy, D. L. Browne and M. Mauduit, *Angew. Chem. Int. Ed.* 2021, **60**, 19685.