



**HAL**  
open science

# Bisphosphonyllenes as Suitable Scaffolds for Unprecedented 4,5-Diphosphonyldihydropyridazines and 3,4-Diphosphonylpyrroles Displaying Antimelanoma Activity

Kmar Abaid, William Erb, David Virieux, Laurent Picot, Benjamin Musnier, Valérie Thiéry, Thierry Roisnel, Florence Mongin, Soufiane Touil

► **To cite this version:**

Kmar Abaid, William Erb, David Virieux, Laurent Picot, Benjamin Musnier, et al.. Bisphosphonyllenes as Suitable Scaffolds for Unprecedented 4,5-Diphosphonyldihydropyridazines and 3,4-Diphosphonylpyrroles Displaying Antimelanoma Activity. *ACS Omega*, 2022, 7 (43), pp.38894-38901. 10.1021/acsomega.2c04619 . hal-03884897

**HAL Id: hal-03884897**

**<https://hal.science/hal-03884897>**

Submitted on 5 Dec 2022

**HAL** is a multi-disciplinary open access archive for the deposit and dissemination of scientific research documents, whether they are published or not. The documents may come from teaching and research institutions in France or abroad, or from public or private research centers.

L'archive ouverte pluridisciplinaire **HAL**, est destinée au dépôt et à la diffusion de documents scientifiques de niveau recherche, publiés ou non, émanant des établissements d'enseignement et de recherche français ou étrangers, des laboratoires publics ou privés.

# **Bisphosphonyllallenes as suitable scaffolds for unprecedented 4,5-diphosphonyldihydropyridazines and 3,4-diphosphonylpyrroles displaying anti-melanoma activity**

Kmar Abaid<sup>a,b</sup>, William Erb<sup>b</sup>, David Virieux<sup>c</sup>, Laurent Picot<sup>d,\*</sup>, Benjamin Musnier<sup>d</sup>, Valérie Thiéry<sup>d</sup>, Thierry Roisnel<sup>b</sup>, Florence Mongin<sup>b,\*</sup>, Soufiane Touil<sup>a,\*</sup>

<sup>a</sup> *University of Carthage, Faculty of Sciences of Bizerte, Laboratory of Hetero-Organic Compounds and Nanostructured Materials (LR18ES11), Jarzouna, 7021, Tunisia. E-mail: soufiane.touil@fsb.rnu.tn*

<sup>b</sup> *Univ Rennes, CNRS, ISCR (Institut des Sciences Chimiques de Rennes)-UMR 6226, F-35000 Rennes, France. E-mail: florence.mongin@univ-rennes1.fr*

<sup>c</sup> *Institut Charles Gerhardt, CNRS UMR 5253, Ecole Nationale Supérieure de Chimie de Montpellier, 8 Rue de l'Ecole Normale, 34 296 Montpellier, France*

<sup>d</sup> *La Rochelle Université, CNRS UMR 7266 Littoral Environnement et Sociétés (LIENSs), F-17042 La Rochelle, France. E-mail : laurent.picot@univ-lr.fr*

**ABSTRACT:** An efficient and simple approach has been developed for the synthesis of unprecedented 4,5-diphosphonyldihydropyridazines and 3,4-diphosphonylpyrroles, through the condensation of bisphosphonyllallenes with hydrazines and primary amines, respectively. The reactions proceed under operationally simple, mild and catalyst-free conditions, for a wide substrate scope. The synthesized compounds were screened for their antiproliferative activity against melanoma cancer cells, and they showed promising growth inhibition.

## INTRODUCTION

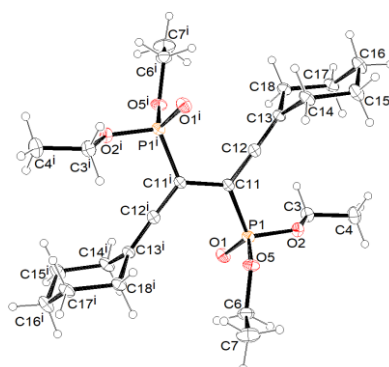
Allenes and their derivatives are recognized as powerful building blocks for the synthesis of a wide variety of molecules of commercial significance such as pharmaceuticals, agrochemicals, polymers, and other material molecules.<sup>1</sup> Over the past few years, allenes have been involved in diverse organic transformations like cycloadditions, cycloisomerizations, radical reactions, and transition metal-catalyzed couplings,<sup>2</sup> showing the high synthetic flexibility of such molecular scaffolds. In particular, cyclization reactions of allenes have emerged as powerful tools for the construction of valuable carbocyclic and heterocyclic systems.<sup>3</sup>

Allenyl-phosphonates and -phosphine oxides, an important subclass of allenes, have been also used in many heterocyclization reactions, leading to a wide range of phosphorylated heterocycles such as phosphono-benzofurans,<sup>4</sup> -pyrazoles,<sup>5</sup> -indoles,<sup>6</sup> and -isocoumarins.<sup>6,7</sup> However, bisallenyl-phosphonates and -phosphine oxides were much less studied and their reactivity remains underexplored, despite their unique structure which suggests the possibility of many heterocyclization reactions that could lead to novel diphosphonylated heterocycles with good therapeutic or metal-complexing potential. Typical reactions of bisphosphonylallenes involve their isomerization, on heating, to diphosphonylcyclobutenes, *via* intramolecular [2+2] cycloaddition.<sup>8</sup> More recently, we have described the double intramolecular cyclization of bisphosphonylallenes mediated by iodine or copper dibromide, leading to bis-1,2-oxaphospholenes.<sup>9</sup> In the continuation of these studies, we now report an efficient and simple approach to unprecedented 4,5-diphosphonyldihydropyridazines and 3,4-diphosphonylpyrroles, through the condensation of bisphosphonylallenes with hydrazines and primary amines, respectively. Our interest for these compounds is due to the well-known interesting biological properties of pyridazine<sup>10</sup> and pyrrole<sup>11</sup> derivatives, especially as anticancer agents. In addition, the presence of two phosphonyl pharmacophores that possess interesting biological effects and differential binding affinities to diverse biological targets,<sup>12</sup> could improve the biological activity of these molecules, in a similar way to that reported for other pharmaceuticals.<sup>13</sup> Thus, the synthesized compounds were screened for their antiproliferative activity against melanoma cancer cells.

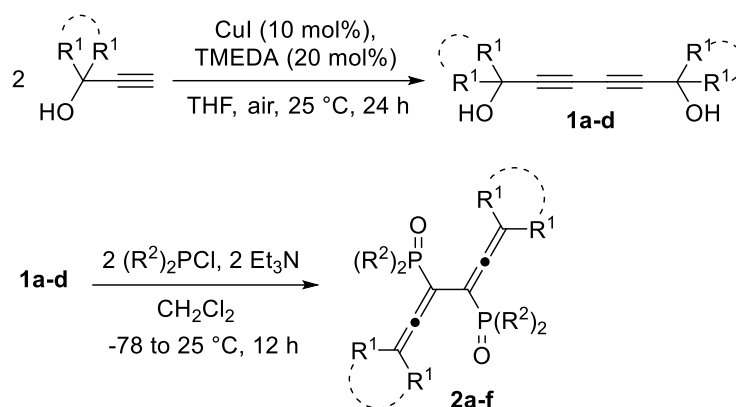
## RESULTS AND DISCUSSION

### Chemistry

Bisphosphonyllallenes **2** were readily obtained in two steps from terminal propargyl alcohols, as described earlier by our group.<sup>9</sup> The first step involved the synthesis of diyne-diols **1**, in 50–85% yields, from the CuI-catalyzed oxidative homocoupling of terminal propargyl alcohols performed in THF at room temperature, under open air, and in the presence of *N,N,N',N'*-tetramethylethylenediamine (TMEDA) as a base (Table 1). In the second step, diyne-diols **1** were reacted with either diethyl chlorophosphite or *P*-chlorodiphenylphosphine, in the presence of triethylamine, to provide bis-allenylphosphonates **2a–d** and bis-allenylphosphine oxides **2e,f** in multigram scales and yields up to 95% (Table 1). In addition to their physical and spectral data which were identical to those reported in the literature,<sup>9</sup> the structure of the synthesized bisphosphonyllallenes was further investigated through the single crystal X-ray diffraction analysis of compounds **2a,b,c,d,f**. These first reported X-ray structures of bisphosphonyllallenes revealed that the two allenyl motifs adopt a twisted conformation in the crystal with a torsion angle of 180° (Figure 1 and Supporting Information).



**Figure 1.** X-ray molecular structure of bisphosphonyllallene **2d**, showing thermal displacements ellipsoids at the 30% probability level.

**Table 1.** Synthesis of diyne-diols **1a-d** and bisphosphonyllallenes **2a-f**.

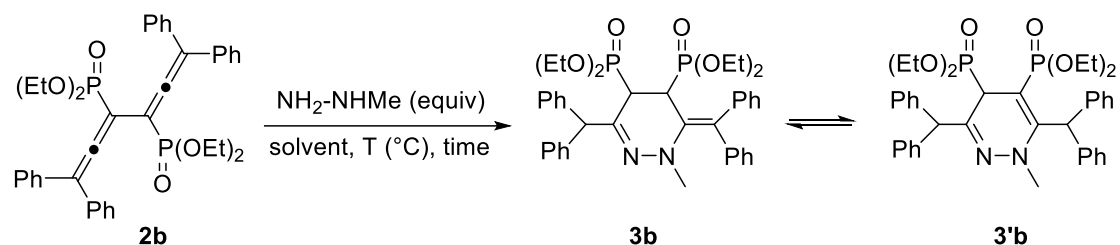
Diyne-diol	R <sup>1</sup>	Yield (%) <sup>a</sup>	Bis-allene	R <sup>2</sup>	Yield (%) <sup>a</sup>
<b>1a</b>	Me	85	<b>2a</b>	OEt	85
<b>1b</b>	Ph	71	<b>2b</b>	OEt	80
<b>1c</b>	-(CH <sub>2</sub> ) <sub>4</sub> -	50	<b>2c</b>	OEt	44
<b>1d</b>	-(CH <sub>2</sub> ) <sub>5</sub> -	80	<b>2d</b>	OEt	95
<b>1a</b>	Me	85	<b>2e</b>	Ph	82
<b>1d</b>	-(CH <sub>2</sub> ) <sub>5</sub> -	80	<b>2f</b>	Ph	69

<sup>a</sup> Isolated yield.

With the bisphosphonyllallenes **2a-f** in hand, their behavior towards hydrazine derivatives was investigated. At first, the reaction of bisphosphonyllallene **2b** with methylhydrazine (2 equiv) was performed in a variety of solvents at different temperatures, in order to optimize the reaction conditions (Table 2). It was found that performing the reaction in non-polar solvents such as toluene or 1,4-dioxane at reflux temperature, gave the desired 4,5-diphosphonyldihydropyridazine **3b** in equilibrium with its tautomeric isomer **3'b**, in 91% and 96% overall yield respectively (Table 2, entries 1 and 2). Switching to ethanol, as a protic solvent, provided a comparable overall yield of 92% of the tautomeric mixture (**3b+3'b**), after 2 h at 78 °C (Table 2, entry 3). Also tested was the use of fluorinated alcohols such as 2,2,2-trifluoroethanol (TFE) and 1,1,1,3,3,3-hexafluoroisopropanol (HFIP), but this left the starting materials intact even after prolonged heating at reflux temperature, presumably due to the high protic character of these fluorinated solvents which leads to a strong solvation of the hydrazine, thus preventing its reactivity (Table 2, entries 4 and 5). When using polar and aprotic solvents such as THF, MeCN, DMF or CH<sub>2</sub>Cl<sub>2</sub>, the reaction furnished the desired product in moderate to high yields (Table 2, entries 6-9). The best results were recorded with CH<sub>2</sub>Cl<sub>2</sub> which gave a 97% overall yield of the tautomeric mixture (**3b+3'b**) after 1 h at room temperature (Table 2,

entry 9). Reducing the amount of methylhydrazine from 2 equiv to 1.5, 1.2 or 1.1 equiv, led to a lower yield (Table 2, entries 10-12).

**Table 2.** Optimization of the reaction conditions for the synthesis of 4,5-diphosphonyldihydropyridazines<sup>a</sup>



Entry	NH <sub>2</sub> -NHMe (equiv)	Solvent	Temperature (°C)	Time <sup>b</sup>	Yield (%) <sup>c</sup>
1	2	toluene	110	2 h	91
2	2	1,4-dioxane	100	30 min	96
3	2	EtOH	78	2 h	92
4	2	TFE	80	24 h	0
5	2	HFIP	60	24 h	0
6	2	THF	65	20 min	95
7	2	MeCN	80	20 min	92
8	2	DMF	90	20 min	43
9	2	CH <sub>2</sub> Cl <sub>2</sub>	25	1 h	97
10	1.5	CH <sub>2</sub> Cl <sub>2</sub>	25	24 h	92
11	1.2	CH <sub>2</sub> Cl <sub>2</sub>	25	24 h	84
12	1.1	CH <sub>2</sub> Cl <sub>2</sub>	25	24 h	79

<sup>a</sup> Reaction conditions: **2b** (0.25 mmol), methylhydrazine, solvent (2 mL), in a sealed tube.

<sup>b</sup> The progress of the reactions was monitored by <sup>31</sup>P NMR. <sup>c</sup> Isolated overall yield.

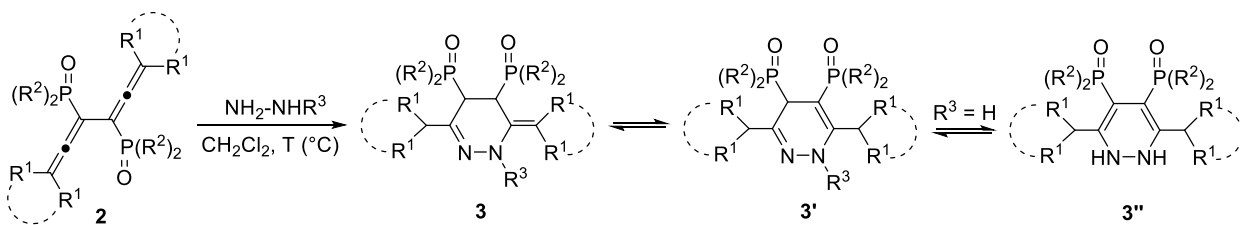
The optimized reaction conditions involving the use of methylhydrazine (2 equiv) in CH<sub>2</sub>Cl<sub>2</sub> at room temperature, were also successfully applied to bis-allenylphosphonates **2a,c,d** bearing, respectively, methyl, tetramethylene or pentamethylene groups on the allenic motifs. In analogy, the corresponding tautomeric mixtures of 4,5-diphosphonyldihydropyridazines (**3+3'**) were obtained in 87%, 50% and 67% overall yield, respectively (Table 3, entries 1, 3 and 4). It can be noted that better yields were recorded with bis-allenes **2a,b** bearing methyl or phenyl substituents on the allenic motifs compared to those containing tetramethylene or pentamethylene substituents (**2c,d**). Similar results were obtained with bis-allenylphosphine

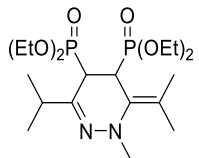
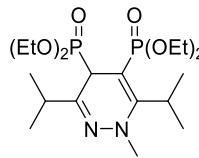
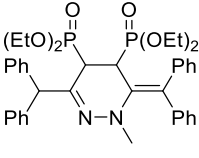
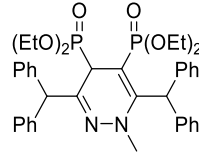
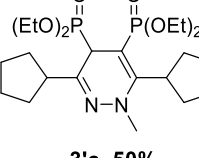
oxides **2e,f**, affording analogous 4,5-diphosphonyldihydropyridazine tautomers in 75% and 72% overall yield, respectively (Table 3, entries 5 and 6).

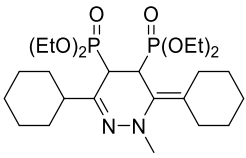
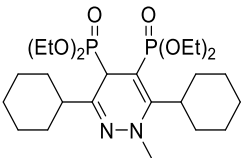
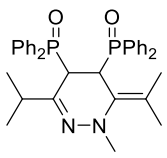
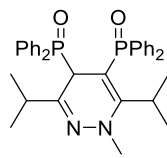
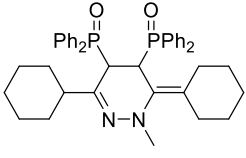
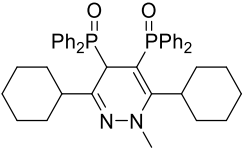
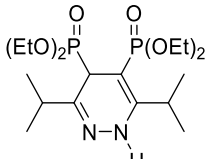
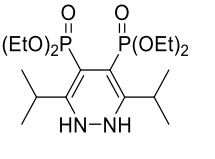
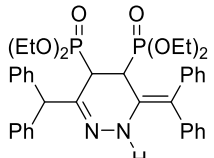
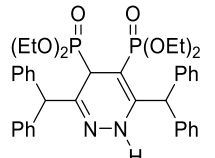
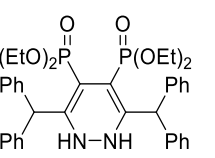
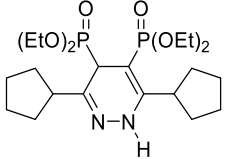
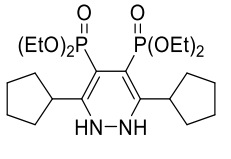
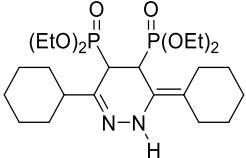
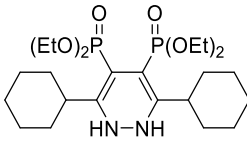
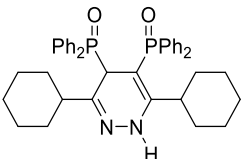
To further extend the scope of this reaction, we examined the behavior of hydrazine hydrate. The reactions were incomplete at room temperature but proceeded efficiently at refluxing CH<sub>2</sub>Cl<sub>2</sub> to afford the corresponding 4,5-diphosphonyldihydropyridazines as equilibrium mixtures of tautomers **3**, **3'** and **3''**, in good to excellent overall yields (Table 3, entries 7-11). However, the reaction of phenylhydrazine failed to give the desired dihydropyridazine core but led to a complex mixture of unidentified products, whatever the reaction time in refluxing CH<sub>2</sub>Cl<sub>2</sub>. This could be attributed to the low nucleophilicity of the conjugated NPh nitrogen, what prevents it from attacking the second allenic carbon to provoke cyclization.

It is worth noting that tautomers **3**, initially formed in the reactions, completely isomerize into tautomers **3'** at room temperature. The rate of this process is deeply affected by the nature of the substituents and could take from few hours to several days. In the case of compound **3b**, for example, isomerization to **3'b** needed approximately 26 days to be complete, as shown by <sup>31</sup>P NMR monitoring (see Figure S69 in Supporting Information).

**Table 3.** Substrate scope studies in the synthesis of 4,5-diphosphonyldihydropyridazines<sup>a,b</sup>



Entry	Tautomer 3	Tautomer 3'	Tautomer 3''	T (°C)	Time (h) <sup>c</sup>
1	 <b>3a, 64%</b>	 <b>3'a, 23%</b>	-	25	3
2	 <b>3b, 71%</b>	 <b>3'b, 26%</b>	-	25	1
3	-	 <b>3'c, 50%</b>	-	25	2

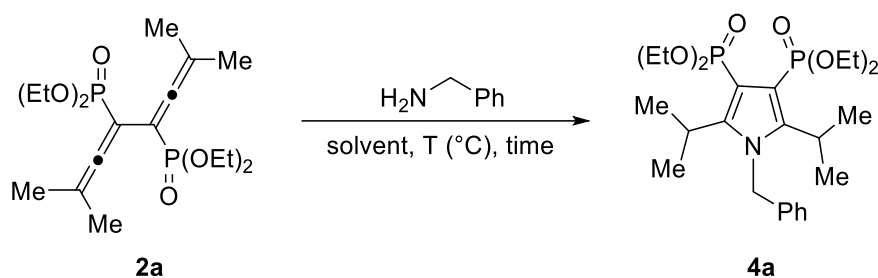
4	 <p><b>3d, 62%</b></p>	 <p><b>3'd, 5%</b></p>	-	25	3
5	 <p><b>3e, 52%</b></p>	 <p><b>3'e, 23%</b></p>	-	25	4
6	 <p><b>3f, 54%</b></p>	 <p><b>3'f, 18%</b></p>	-	25	24
7	-	 <p><b>3'g, 45%</b></p>	 <p><b>3''g, 37%</b></p>	40	24
8	 <p><b>3h, 63%</b></p>	 <p><b>3'h, 5%</b></p>	 <p><b>3''h, 26%</b></p>	40	24
9	-	 <p><b>3'i, 42%</b></p>	 <p><b>3''i, 18%</b></p>	40	9
10	 <p><b>3j, 14%</b></p>	-	 <p><b>3''j, 42%</b></p>	40	16
11	-	 <p><b>3'k, 85%</b></p>	-	40	24

<sup>a</sup> Reaction conditions: **2** (0.25 mmol), hydrazine derivative (0.50 mmol), CH<sub>2</sub>Cl<sub>2</sub> (2 mL), in a sealed tube. <sup>b</sup> Isolated yields. <sup>c</sup> The progress of the reactions was monitored by <sup>31</sup>P NMR.



The promising results obtained with hydrazine derivatives prompted us to further investigate the behavior of primary amines towards bisphosphonyllallenes **2**, which would allow a straightforward approach to unprecedented 3,4-diphosphonylpyrroles. Initially, the reaction of bisphosphonyllallene **2a** with benzylamine (2 equiv) was tested in a large range of solvents including polar, protic and non-polar ones. As shown in Table 4, the best results were recorded with toluene which gave a 95% yield of the desired product **4a** after 24 h at 110 °C (Table 4, entry 8). Reducing the amount of benzylamine from 2 equiv to 1.5 or 1.2 equiv, led to a diminished yield (Table 4, entries 9,10). Accordingly, the optimized conditions were set as follows: benzylamine (2 equiv), toluene as the solvent, at 110 °C for 24 h.

**Table 4.** Optimization of the reaction conditions for the synthesis of 3,4-diphosphonylpyrroles<sup>a</sup>

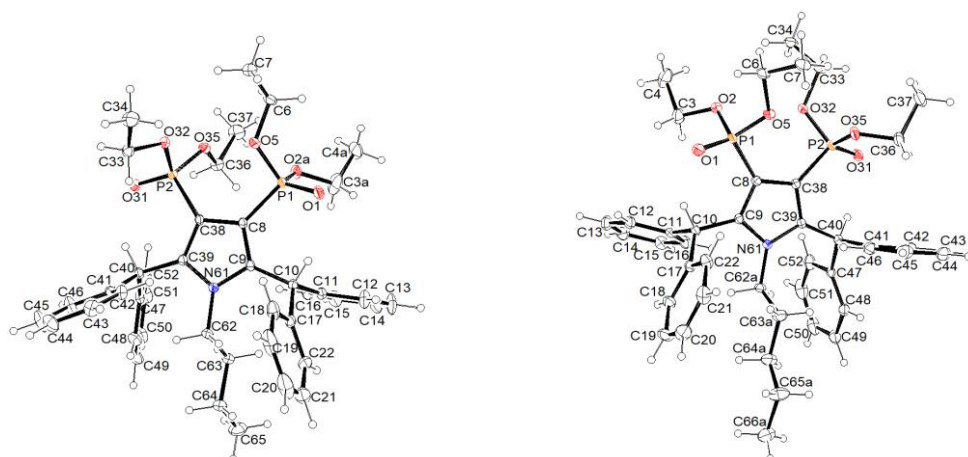


Entry	Solvent	Temperature (°C)	Time (h) <sup>b</sup>	Yield (%) <sup>c</sup>
1	CH <sub>2</sub> Cl <sub>2</sub>	40	48	70
2	CHCl <sub>3</sub>	60	24	84
3	THF	65	72	89
4	MeCN	80	30	83
5	DMF	90	24	23
6	EtOH	78	144	84
7	1,4-dioxane	100	24	88
8	toluene	110	24	95
9	toluene	110	24	89 <sup>d</sup>
10	toluene	110	24	81 <sup>e</sup>

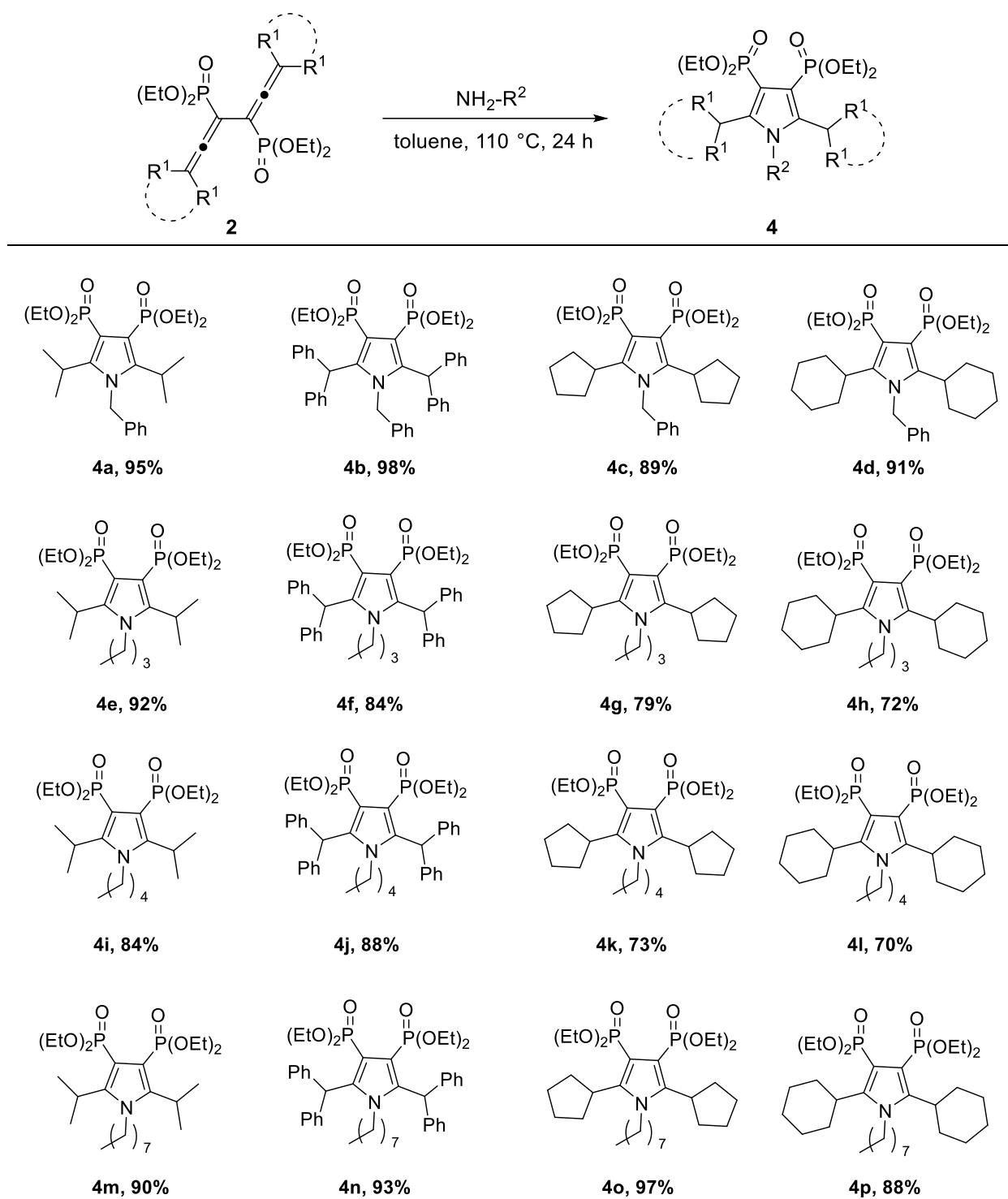
<sup>a</sup> Reaction conditions: **2a** (0.25 mmol), benzylamine (0.50 mmol), solvent (2 mL), in a sealed tube. <sup>b</sup> The progress of the reactions was monitored by <sup>31</sup>P NMR. <sup>c</sup> Isolated yield. <sup>d</sup> Benzylamine (0.40 mmol). <sup>e</sup> Benzylamine (0.30 mmol).

With the optimized conditions in hand, we next studied the scope of this methodology. A variety of structurally diverse primary amines were found to react smoothly with bisphosponylallenes **2** and provided a series of 3,4-diphosponylpyrroles of type **4** in good to excellent yields (Table 5). The reactions proceeded efficiently with bis-allenylphosphonates **2a-d**, with bis-allenes **2a,b** bearing methyl or phenyl substituents on the allenic motifs giving better yields, as with our previous results with hydrazines. However, bis-allenylphosphine oxides **2e,f** did not give the desired 3,4-diphosponylpyrroles. With regard to the amines, benzylamine as well as alkylamines, namely *n*-butylamine, amylamine and caprylamine, can be successfully used, leading to the corresponding diphosponylpyrroles in up to 98% yield (Table 5), whereas the less reactive aromatic amines such as aniline and *para*-anisidine, and ammonia failed to afford any products.

The structure of 3,4-diphosponylpyrroles **4** was unambiguously confirmed through the X-ray crystal analysis of compounds **4f** and **4j**, as depicted in Figure 2.



**Figure 2.** X-ray molecular structures of **4f** (left) and **4j** (right), showing thermal displacements ellipsoids at the 30% probability level.

**Table 5.** Reagent scope in the synthesis of 3,4-diphosfonylpyrroles<sup>a,b</sup>

<sup>a</sup> Reaction conditions: **2** (0.25 mmol), amine (0.50 mmol), toluene (2 mL), at 110 °C for 24 h in a sealed tube.

<sup>b</sup> Isolated yields.

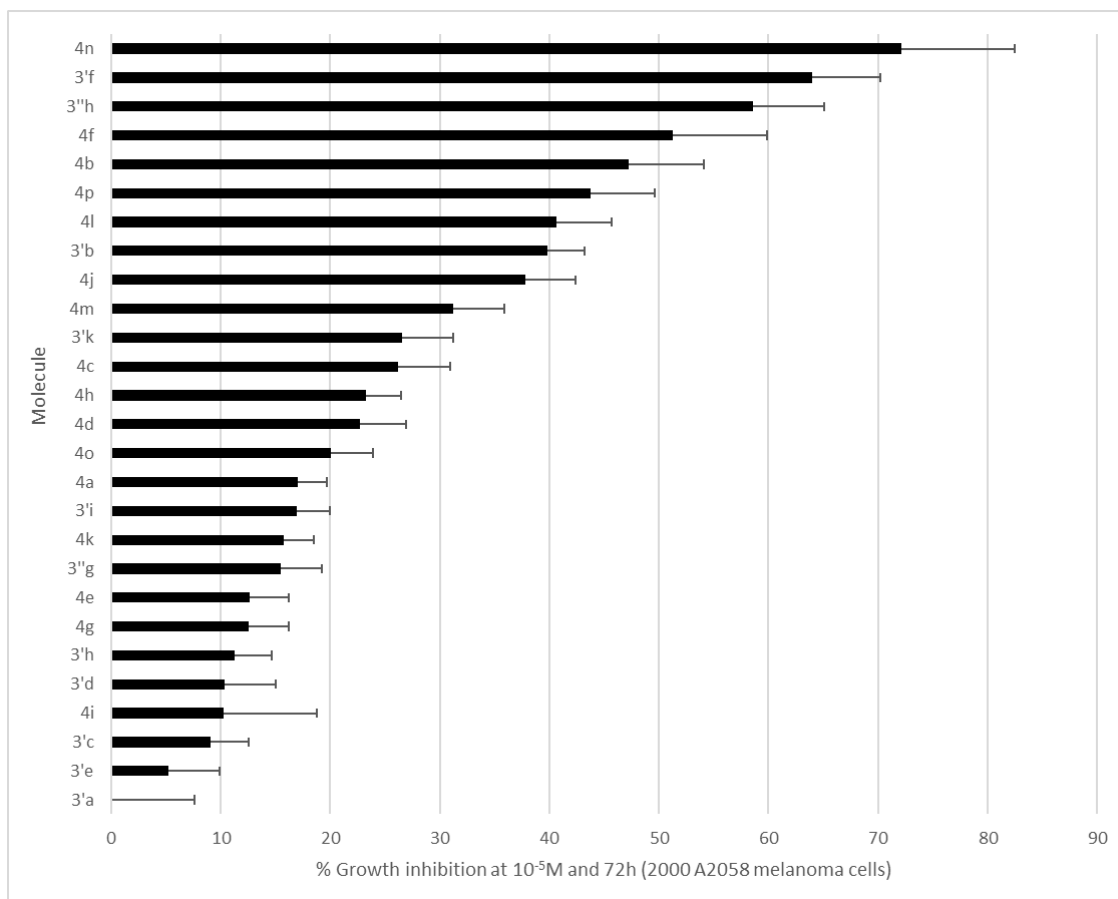
## Anti-melanoma activity

The antiproliferative activity of eleven 4,5-diphosphonyldihydropyridazines **3'a-f**, **3'g**, **3'h**, **3''h**, **3'i**, **3'k**, and sixteen 3,4-diphosphonylpyrroles **4a-p** was evaluated on A2058 (ATCC<sup>®</sup> CRL-11147) cells which are highly invasive human epithelial adherent melanoma cells that contain the V600E BRAF mutation, and considered as highly resistant to anticancer drugs.<sup>14</sup> All tested compounds except **3'a** exerted an antiproliferative activity in A2058 melanoma cells (Figure 3), ranging from 5% to 72% growth inhibition. The best results were obtained with **4n**, **3'f** and **3''h** that exerted more than 55% growth inhibition.

In general, the 4,5-bis(diphenylphosphoryl)dihydropyridazines were found to be more active than the corresponding 4,5-bis(diethoxyphosphoryl) derivatives, as shown by the respective growth inhibitions of compounds **3'f** and **3'd**. Among the 4,5-bis(diphenylphosphoryl)dihydropyridazines tested, the *N*-methylated compounds are more active than the corresponding *N*-H analogues, as exemplified with **3'f** and **3'k**. In addition, when compared with isopropyl groups (compound **3'e**), cyclohexyl groups at C3 and C5 (compound **3'f**) considerably increase the efficiency of the growth inhibitor.

As for the 4,5-bis(diethoxyphosphoryl)dihydropyridazines, the *N*-methylated compounds are this time less active than the corresponding *N*-H analogues, as exemplified with **3'b** and **3''h**, **3'i** and **3'c**, and **3'g** and **3'a**. For most of the compounds studied, substituents at C3 and C5 impact the activity in the following order: diphenylmethyl > cyclohexyl > cyclopentyl > isopropyl.

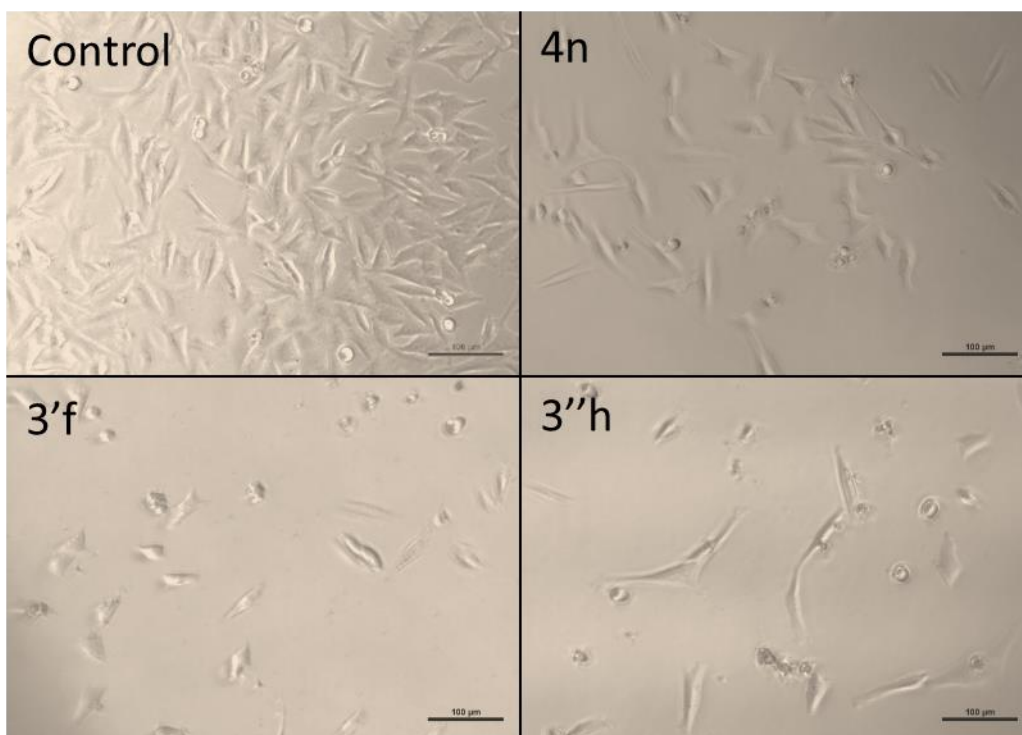
Regarding the 3,4-diphosphonylpyrroles, for a given substituent onto the pyrrole nitrogen, the best substituent at C2 and C5 for the activity is often diphenylmethyl, followed by cyclohexyl, then cyclopentyl, and finally isopropyl. And for given substituents at C2 and C5, octyl is the most promising group to fix to pyrrolic nitrogen.



**Figure 3.** Percentage growth inhibition  $\pm$  standard error of the mean (72 h treatment with  $10^{-5}$  M in 2000 A2058 melanoma cells).

However, cytotoxicity of the molecules **4n**, **3'f** and **3''h** was low according to the weak morphological modifications observed in the cell cultures (Figure 4). Appearance of rounded cells suggested that the molecules exerted a cytostatic effect but had no pro-apoptotic activity.

Although preliminary, these results open the way for further molecular assays to confirm the capacity of these molecules to act as cell cycle blockers and interact with pharmacological targets relevant to the treatment of melanoma, such as kinases.<sup>15</sup>



**Figure 4.** Microphotography of A2058 melanoma cells after 72 h growth in control cell culture medium containing 1% DMSO (control) or cell culture medium containing  $10^{-5}$  M molecule (**4n**, **3'f** or **3''h**).

## CONCLUSIONS

In summary, we have successfully developed a simple and efficient methodology for the synthesis of unprecedented 4,5-diphosfonyldihydropyridazines and 3,4-diphosfonylpyrroles, through the condensation of bisphosphonyllallenes with hydrazines and primary amines, respectively. The salient features of these syntheses include high yields, simple operations, mild and catalyst-free conditions, and broad substrate scope, which make these protocols more amenable for high throughput library synthesis. The synthesized compounds showed promising efficacy when screened for their antiproliferative activity against melanoma cancer cells.

## ASSOCIATED CONTENT

### Supporting Information

Supplemental data containing full experimental details, spectral data and copies of NMR ( $^1\text{H}$ ,  $^{31}\text{P}$ ,  $^{13}\text{C}$ ) spectra for this article can be accessed on the publisher's website.

## AUTHOR INFORMATION

### Corresponding Authors

**Soufiane Touil** - *University of Carthage, Faculty of Sciences of Bizerte, Laboratory of Hetero-Organic Compounds and Nanostructured Materials (LR18ES11), Jarzouna, 7021, Tunisia*; E-mail: soufiane.touil@fsb.rnu.tn; Phone: (+216)72590906; Fax: (+216)72590566.

**Florence Mongin** - *Univ Rennes, CNRS, ISCR (Institut des Sciences Chimiques de Rennes)-UMR 6226, F-35000 Rennes, France*; E-mail: florence.mongin@univ-rennes1.fr

**Laurent Picot** - *La Rochelle Université, CNRS UMR 7266 Littoral Environnement et Sociétés (LIENSs), F-17042 La Rochelle, France*; E-mail: laurent.picot@univ-lr.fr

### Authors

**Kmar Abaid** - *University of Carthage, Faculty of Sciences of Bizerte, Laboratory of Hetero-Organic Compounds and Nanostructured Materials (LR18ES11), Jarzouna, 7021, Tunisia*; *Univ Rennes, CNRS, ISCR (Institut des Sciences Chimiques de Rennes)-UMR 6226, F-35000 Rennes, France*; E-mail: kmarabaid@gmail.com

**William Erb** - *Univ Rennes, CNRS, ISCR (Institut des Sciences Chimiques de Rennes)-UMR 6226, F-35000 Rennes, France*; E-mail: william.erb@univ-rennes1.fr

**David Virieux** - *Institut Charles Gerhardt, CNRS UMR 5253, Ecole Nationale Supérieure de Chimie de Montpellier, 8 Rue de l'Ecole Normale, 34 296 Montpellier, France*; E-mail: david.virieux@enscm.fr

**Benjamin Musnier** - *La Rochelle Université, CNRS UMR 7266 Littoral Environnement et Sociétés (LIENSs), F-17042 La Rochelle, France*; E-mail: benjamin.musnier@univ-lr.fr

**Valérie Thiéry** - *La Rochelle Université, CNRS UMR 7266 Littoral Environnement et Sociétés (LIENSs), F-17042 La Rochelle, France*; E-mail: valerie.thiery@univ-lr.fr

**Thierry Roisnel** - *Univ Rennes, CNRS, ISCR (Institut des Sciences Chimiques de Rennes)-UMR 6226, F-35000 Rennes, France*; E-mail: thierry.roisnel@univ-rennes1.fr

### Author Contributions

All authors have given approval to the final version of the manuscript.

## Notes

The authors declare no competing financial interest.

## ACKNOWLEDGEMENTS

The authors are grateful to the Tunisian Ministry of Higher Education and Scientific Research for financial support.

## REFERENCES

- (1) (a) Hoffmann-Röder, A.; Krause, N. Synthesis and Properties of Allenic Natural Products and Pharmaceuticals. *Angew. Chem., Int. Ed.* **2004**, *43*, 1196-1216. (b) Yu, S.; Ma, S. How easy are the syntheses of allenes. *Chem. Commun.* **2011**, *47*, 5384-5418. (c) Rivera-Fuentes, P.; Diederich, F. Allenes in Molecular Materials. *Angew. Chem., Int. Ed.* **2012**, *51*, 2818-2828.
- (2) (a) Krause, N.; Hashmi, A. S. K., Eds. Modern Allene Chemistry; Wiley-VCH: Weinheim, 2004; pp 760–787. (b) Ma, S. Some Typical Advances in the Synthetic Applications of Allenes. *Chem. Rev.* **2005**, *105*, 2829-2872. (c) Brummond, K. M.; DeForrest, J. E. Synthesizing Allenes Today (1982-2006). *Synthesis* **2007**, 795-818. (d) Alcaide, B.; Almendros, P.; Aragoncillo, C. Exploiting [2+2] cycloaddition chemistry: achievements with allenes. *Chem. Soc. Rev.* **2010**, *39*, 783-816. (e) Aubert, C.; Fensterbank, L.; Garcia, P.; Malacria, M.; Simonneau, A. Transition Metal Catalyzed Cycloisomerizations of 1,n-Allenynes and –Allenenes. *Chem. Rev.* **2011**, *111*, 1954-1993. (f) Yu, S.; Ma, S. Allenes in Catalytic Asymmetric Synthesis and Natural Product Syntheses. *Angew. Chem., Int. Ed.* **2012**, *51*, 3074-3112. (g) Chen, Y. Z.; Zhang, L.; Lu, A. M.; Yang, F.; Wu, L.  $\alpha$ -Allenyl Ethers as Starting Materials for Palladium Catalyzed Suzuki–Miyaura Couplings of Allenylphosphine Oxides with Arylboronic Acids. *J. Org. Chem.* **2015**, *80*, 673-680.
- (3) (a) Krause, N.; Winter, C. Gold-Catalyzed Nucleophilic Cyclization of Functionalized Allenes: A Powerful Access to Carbo- and Heterocycles. *Chem. Rev.* **2011**, *111*, 1994-2009. (b) Cheng, J.; Jiang, X.; Ma, S. Palladium-catalyzed approach to stereodefined ten-membered cycles from 1,5-bisallenes. *Org. Lett.* **2011**, *13*, 5200-5203. (c) Beccalli, E. M.; Bernasconi, A.; Borsini, E.; Brogini, G.; Rigamonti, M.; Zecchi, G. Tunable Pd-Catalyzed Cyclization of Indole-2-carboxylic Acid Allenamides: Carboamination vs Microwave-Assisted Hydroamination. *J. Org. Chem.* **2010**, *75*, 6923-6932.



- (4) Chakravarty, M.; Swamy, K. C. K. Palladium-Catalyzed Coupling of Allenylphosphonates, Phenylallenes, and Allenyl Esters: Remarkable Salt Effect and Routes to Novel Benzofurans and Isocoumarins. *J. Org. Chem.* **2006**, *71*, 9128-9138.
- (5) Chakravarty, M.; Bhuvan Kumar, N. N.; Sajna, K. V.; Kumara Swamy, K. C. Allenylphosphonates - Useful Precursors of Pyrazoles and 1,2,3-Triazoles. *Eur. J. Org. Chem.* **2008**, 4500-4510.
- (6) Gangadhararao, G.; Kotikalapudi, R.; Reddy, M. N.; Swamy, K. C. K. Allenylphosphine oxides as simple scaffolds for phosphinoylindoles and phosphinoylisocoumarins. *Beilstein J. Org. Chem.* **2014**, *10*, 996-1005.
- (7) Bhuvan Kumar, N. N.; Nagarjuna Reddy, M.; Kumara Swamy, K. C. Reactivity of Allenylphosphonates toward Salicylaldehydes and Activated Phenols: Facile Synthesis of Chromenes and Substituted Butadienes. *J. Org. Chem.* **2009**, *74*, 5395-5404.
- (8) (a) Cai, B.-Z.; Blackburn, G. M. The Syntheses and Reactions of 3,4-Bisphosphono-1,2,4,5-Tetraenes. *Synth. Commun.* **1997**, *27*, 3943-3949. (b) Kitagaki, S.; Okumura, Y.; Mukai, C. Synthesis of naphtho[b]cyclobutenes from 1,2-bis(3-propynol)benzenes. *Tetrahedron Lett.* **2006**, *47*, 1849-1852. (c) Kitagaki, S.; Okumura, Y.; Mukai, C. Reaction of ene-bis(phosphinylallenes): [2+2] versus [4+2] cycloaddition. *Tetrahedron* **2006**, *62*, 10311-10320.
- (9) Essid, I.; Laborde, C.; Legros, F.; Sevrain, N.; Touil, S.; Rolland, M.; Ayad, T.; Volle, J.-N.; Pirat, J.-L.; Virieux, D. Phosphorus-Containing Bis-allenes: Synthesis and Heterocyclization Reactions Mediated by Iodine or Copper Dibromide. *Org. Lett.* **2017**, *19*, 1882-1885.
- (10) (a) He, Z.-X.; Gong, Y.-P.; Zhang, X.; Ma, L.-Y.; Zhao, W. Pyridazine as a privileged structure: An updated review on anticancer activity of pyridazine containing bioactive molecules. *Eur. J. Med. Chem.* **2021**, *209*, 112946. (b) Jaballah, M. Y.; Serya, R. T.; Abouzid, K. Pyridazine Based Scaffolds as Privileged Structures in anti-Cancer Therapy. *Drug Res.* **2017**, *67*, 138-148.
- (11) (a) Petri, G. L.; Spanò, V.; Spatola, R.; Holl, R.; Raimondi, M. V.; Barraja, P.; Montalbano, A. Bioactive pyrrole-based compounds with target selectivity. *Eur. J. Med. Chem.* **2020**, *208*, 112783. (b) Bianco, M. d. C. A. D.; Marinho, D. I. L. F.; Hoelz, L. V. B.; Bastos, M. M.; Boechat, N. Pyrroles as Privileged Scaffolds in the Search for New Potential HIV Inhibitors. *Pharmaceuticals* **2021**, *14*, 893.
- (12) (a) Yu, H.; Yang, H.; Shi E.; Tang, W. Development and Clinical Application of Phosphorus-Containing Drugs. *Medicine in Drug Discovery* **2020**, *8*, 100063. (b)

- Witold, K.; Janusz, R.; Mateusz D.; Sebastian, D. Selected Methods for the Chemical Phosphorylation and Thiophosphorylation of Phenols. *Asian J. Org. Chem.* **2018**, *7*, 314-323. (c) Sevrain, C. M.; Berchel, M.; Couthon, H.; Jaffrès, P. A. Phosphonic acid: preparation and applications. *Beilstein J. Org. Chem.* **2017**, *13*, 2186-2213. (d) Xiaomin, Y.; James, R. D.; Sarath, C. J.; Jun, K. Z.; Benjamin, C.; Benjamin, M. G.; David, P. L.; William, W. M. Diversity and abundance of phosphonate biosynthetic genes in nature. *Proc. Natl. Acad. Sci. U.S.A.* **2013**, *110*, 20759-20764.
- (13) (a) Ntai, I.; Bachmann, B. O. Identification of ACE pharmacophore in the phosphonopeptide metabolite K-26. *Bioorg. Med. Chem. Lett.* **2008**, *18*, 3068-3071. (b) Palacios, F.; Alonso, C.; de los Santos, J. M. Synthesis of beta-aminophosphonates and -phosphinates. *Chem. Rev.* **2005**, *105*, 899-931. (c) Engel, R. In: *Handbook of Organophosphorus Chemistry*; Marcel Dekker Inc.: New York, **1992**. (d) Hoagland, R. E. In: H. G. Culter (Ed.), *Biologically Active Natural Products*; ACS Symposium Series 380. American Chemical Society: Washington, DC, **1988**; p. 182. (e) Toy, A. D. F.; Walsh, E. N. In: *Phosphorus Chemistry in Everyday Living*; American Chemical Society: Washington, DC, **1987**.
- (14) de Oliveira-Junior, R. G.; Marcoult-Freville, N.; Prunier, G.; Beaugeard, L.; de Alencar Filho, E. B.; Simões Mourão, E. D.; Michel, S.; Quintans-Júnior, L. J.; da Silva Almeida, J. R. G.; Grougnet, R.; Picot, L. Polymethoxyflavones from *Gardenia oudiepe* (Rubiaceae) induce cytoskeleton disruption-mediated apoptosis and sensitize BRAF-mutated melanoma cells to chemotherapy. *Chem.-Biol. Interact.* **2020**, *325*, 109109.
- (15) (a) Eigentler, T. K.; Meier, F.; Garbe, C. Protein kinase inhibitors in melanoma. *Expert Opin. Pharmacother.* **2013**, *14*, 2195-2201; (b) Hodis, E.; Watson, I. R.; Kryukov, G. V.; Arold, S. T.; Imielinski, M.; Theurillat, J. P.; Nickerson, E.; Auclair, D.; Li, L.; Place, C.; Dicara, D.; Ramos, A. H.; Lawrence, M. S.; Cibulskis, K.; Sivachenko, A.; Voet, D.; Saksena, G.; Stransky, N.; Onofrio, R. C.; Winckler, W.; Ardlie, K.; Wagle, N.; Wargo, J.; Chong, K.; Morton, D. L.; Stemke-Hale, K.; Chen, G.; Noble, M.; Meyerson, M.; Ladbury, J. E.; Davies, M. A.; Gershenwald, J. E.; Wagner, S. N.; Hoon, D. S.; Schadendorf, D.; Lander, E. S.; Gabriel, S. B.; Getz, G.; Garraway, L. A.; Chin, L. A landscape of driver mutations in melanoma. *Cell.* **2012**, *150*, 251-263.

## For Table of Contents Only

