



HAL
open science

Interest to consider re-challenging by cetuximab and platinum containing regimen in recurrent Head and Neck Cancer

Christian Borel, Olivier Regnier-Gavier, H el ene Carinato, S ebastien Guihard, Delphine Antoni, Martin Demarchi, Florian Sirlin, Delphine Exinger, Emilie Petit-Jean, Alicia Thiery, et al.

► To cite this version:

Christian Borel, Olivier Regnier-Gavier, H el ene Carinato, S ebastien Guihard, Delphine Antoni, et al.. Interest to consider re-challenging by cetuximab and platinum containing regimen in recurrent Head and Neck Cancer. *Oncotarget*, 2018, 9 (101), pp.37581-37588. 10.18632/oncotarget.26506 . hal-03881981

HAL Id: hal-03881981

<https://hal.science/hal-03881981v1>

Submitted on 2 Dec 2022

HAL is a multi-disciplinary open access archive for the deposit and dissemination of scientific research documents, whether they are published or not. The documents may come from teaching and research institutions in France or abroad, or from public or private research centers.

L'archive ouverte pluridisciplinaire **HAL**, est destin ee au d ep ot et  a la diffusion de documents scientifiques de niveau recherche, publi es ou non,  emanant des  tablissements d'enseignement et de recherche fran ais ou  trangers, des laboratoires publics ou priv es.



Distributed under a Creative Commons Attribution 4.0 International License

Interest to consider re-challenging by cetuximab and platinum containing regimen in recurrent Head and Neck Cancer

Christian Borel^{1,7}, Olivier Regnier-Gavier², H el ene Carinato¹, S ebastien Guihard^{3,7}, Delphine Antoni^{3,9}, Martin Demarchi¹, Florian Sirlin⁴, Delphine Exinger², Emilie Petit-Jean², Alicia Thiery⁵, Guy Bronner⁶, Philippe Schultz^{6,8}, Henri Flesch⁶, V eronique Frasier⁴, Danielle Pr ebay², Thierry Petit¹, Alain C. Jung^{7,10}, Mickael Burgy¹ and Pierre Coliat^{2,7,10}

¹Medical Oncology Department, Centre Paul Strauss, Strasbourg, France

²Pharmacy Department, Centre Paul Strauss, Strasbourg, France

³Radiotherapy Department, Centre Paul Strauss, Strasbourg, France

⁴Supportive Care Department, Centre Paul Strauss, Strasbourg, France

⁵Biostatistics Department, Centre Paul Strauss, Strasbourg, France

⁶ENT Specialist, Strasbourg, France

⁷Universit e de Strasbourg, Inserm IRFAC UMR_S1113, group « STREINTH », Strasbourg, France

⁸Department of Otolaryngology Head and Neck Surgery, H opitaux Universitaires de Strasbourg, Strasbourg, France

⁹Radiobiology Laboratory, Centre Paul Strauss, Universit e de Strasbourg, Strasbourg, France

¹⁰Tumor biology Laboratory, Centre Paul Strauss, Universit e de Strasbourg, Strasbourg, France

Correspondence to: Pierre Coliat, **email:** pcoliat@strasbourg.unicancer.fr

Keywords: HNSCC; EXTREME; re-challenge; platinum free Interval

Received: November 27, 2018

Accepted: December 13, 2018

Published: December 25, 2018

Copyright: Borel et al. This is an open-access article distributed under the terms of the Creative Commons Attribution License 3.0 (CC BY 3.0), which permits unrestricted use, distribution, and reproduction in any medium, provided the original author and source are credited.

ABSTRACT

Background: The EXTREME protocol is the standard of care for recurrent or metastatic head and neck squamous-cell carcinoma (R/M HNSCC) in first line. Beyond the first-line except immunotherapy, poor efficacy was reported by second-line chemotherapy. Re-challenge strategies based on a repetition of the first line with platinum and cetuximab regimens might have been an option to consider.

Methods: We performed a retrospective study in order to assess the efficacy of the cetuximab plus platinum doublet-based chemotherapy regimen in patients with R/M HNSCC progressing after at least 3 months of cetuximab maintenance (EXTREME protocol). We complete a retrospective review of all medical records from R/M HNSCC patients treated after 16 weeks with the EXTREME regimen and treated with a re-challenge strategy between January 2010 and December 2014 in our institution (Centre Paul Strauss, Strasbourg, France).

Results: 33 patients were identified. The re-challenged strategy provided an ORR in 33.3% of cases and a DCR of 69.6% of cases. The median OS and PFS observed from the second line were 11.2 months and 6.5 months for the subset re-challenged by EXTREME or PCC regimens respectively. The response rate between patients with a platin free interval within 3 and 6 months and greater than 6 months were equal. Drugs dose intensity were better with the PCC protocol than the EXTREME regimen used as a rechallenge.

Conclusions: This study suggest re-challenging strategy by these regimens could be considered beyond the first line as an option when the platin free interval is greater than 3 months.

INTRODUCTION

The survival outcome of patients with a loco-regional or metastatic recurrences (R/M) of head and neck squamous carcinoma (HNSCC) is dismal. In 2008, the addition of cetuximab to conventional platinum/5FU chemotherapy (EXTREME regimen) has improved their overall survival [1]. These results have supported the EXTREME protocol approval as the standard of care for R/M HNSCC in first line.

Beyond the first-line when a progressive disease occurred, limited therapeutic options are available. Poor efficacy was reported by second-line chemotherapy [2, 3]. Of interest, immunotherapy including nivolumab or pembrolizumab, have provided encouraging results supporting their recent approval in 2nd line for R/M HNSCC [4, 5]. On the other hand, strategies based on a repetition of the first line with platinum and cetuximab regimens might have been an option to consider. Herein, we report a series of patients with R/M HNSCC, re-challenged in second line by a platinum and cetuximab-containing regimen.

RESULTS

A total of 33 patients were re-challenged from 122 patients treated with the EXTREME protocol as the first line setting. Among them 18 and 15 were treated by PCC and EXTREME regimens respectively.

Population characteristics

A total of 122 patients were treated in first line by EXTREME regimen. The OS and PFS observed for the 122 patients treated in first line setting were in line with the Vermorken study [1] (Data not shown). Among them, 33 patients eligible in the present study were re-challenged and their characteristics are summarized in Table 1. The majority were males (75.7%), the median age was 57 years. Tumour sites were predominantly oropharynx (42.4%) and larynx (21.1%). The OMS score was two for 36.4% ($n = 12$) of patients. Roughly half of patients had metastatic tumours (52%). All patients received an EXTREME protocol in first line and the carboplatin was the preferred drug (87.9%) compared with the cisplatin (12.1%). The first line with the EXTREME protocol achieved 22 OR and 11 SD. The PFI was within 3 and 6 months and longer than 6 months in 20 and 13 cases respectively.

Primary objective

The re-challenged strategy provided an ORR in 33.3% [95% CI 17.2–49.4%] of cases and a DCR of 69.6% [95% CI 53.9–85.3%] of cases. A total, of 2 patients (6%) were not evaluable for response, 11 achieved a PR, 12 a SD and 8 a PD.

Among the 22 patients who experienced a response in first line, a second response in second line with EXTREME or PCC was reached in 8 patients (36.3%). Among the 11 patients with a SD in first line, an OR was achieved for 3 patients in second line with PCC (Table 2).

Secondary objectives

The survival, the median OS and PFS observed from the second line were 11.2 months (95% CI, 8.6–13.8) and 6.5 months (95% CI, 3.1–9.9) for the subset re-challenged by EXTREME or PCC regimens respectively (Figure 1).

The response rate between patients with a PFI within 3 and 6 months and greater than 6 months are statistically similar with an ORR of 30% (6/20) and 38% (5/13) and a DCR of 70% (14/20) and 69% (9/13) respectively (Table 3).

Almost 20 weeks of treatment was achieved for cetuximab and paclitaxel, 15 weeks for carboplatin and 12 weeks for 5-fluorouracile. The median dose intensity for cetuximab, paclitaxel and 5-fluorouracile is between 80% and 90% of the planned dose per week (Table 4).

Major toxicity of these protocols were neutropenia, anaemia and cutaneous toxicity. Side effects are in line with the drugs and protocols used and described in literature (Table 5).

DISCUSSION

In second-line treatment of R/M HNSCC, before the approval of immune checkpoint inhibitors, no standard has been defined: best supportive care or second line chemotherapies including monotherapy with methotrexate, paclitaxel, docetaxel or cetuximab were usually proposed [2, 6, 7]. In our study, among the 86 patients who could receive a second line chemotherapy, 53 were treated, according to these recommendations, with a single drug or a bi-therapy. The 33 others patients with a disease control of at least, 3 months after the 6 cycles of first line EXTREME chemotherapy were treated by a chemotherapy containing platinum and cetuximab with 5FU or paclitaxel. Interestingly, the observed efficacy results were quite similar to those observed in first line in terms of ORR, DCR and PFS.

The re-challenge strategy is an old concept and abundant examples are present in the literature addressing several cancers [8]. The efficacy reported was supported by the tumour resistance concept. In the review of Kucynski et al., in 2013, several types of resistance were mentioned such as non-heritable drug resistance or a drug holiday-mediated tumour re-sensitization. The disease progression after the completion of a therapy was not necessarily related to drug resistance but only reflect the partial and temporary efficacy of the agent. The interval between the progressive disease occurrence might be an indicator of the possible tumour resistance regarding the previously given drugs. In R/M HNSCC

Table 1: Population baseline characteristics

	<i>N</i> = 33 (%)
Gender	
Male	25 (76)
Female	8 (24)
Age	
Median	57
< 65 years	29 (88)
≥ 65 years	4 (12)
Score OMS/Karnofsky	
0–1	21 (64)
2	12 (36)
Primary tumor localization	
Oropharynx	14 (42)
Hypopharynx	6 (18)
Larynx	7 (21)
Oral cavity	6 (18)
Tumor extension	
Recurrent only	16 (48)
Metastatic disease	17 (52)
Histologic type	
Well differentiated	8 (24)
Moderately differentiated	11 (33)
Poorly differentiated	6 (18)
Missing	8 (24)
1st Line extreme	
Cisplatin	4 (12)
Carboplatin	29 (88)
Response rate (1st line)	
	<i>N</i> = 33
Complete Response	2 (6)
Partial Response	20 (61)
Stable Disease	11 (33)

Table 2: ORR according to treatment (Extreme or PCC)

NB PTS	PR	SD	PD	NE	Total
Extreme	3 (20%)	7	4	1	15
	DCR = 66%				
PCC	8 (44%)	5	4	1	18
	DCR = 72%				
Total	11 (33%)	12	8	2	33

a cytotoxic holiday over the cetuximab maintenance might be considered and our cohort appears qualified as a re-challenge approach.

In our present cohort, the sensitivity to platinum salts might be considered beyond an interval free of progression of 3 months. In the literature, it has been

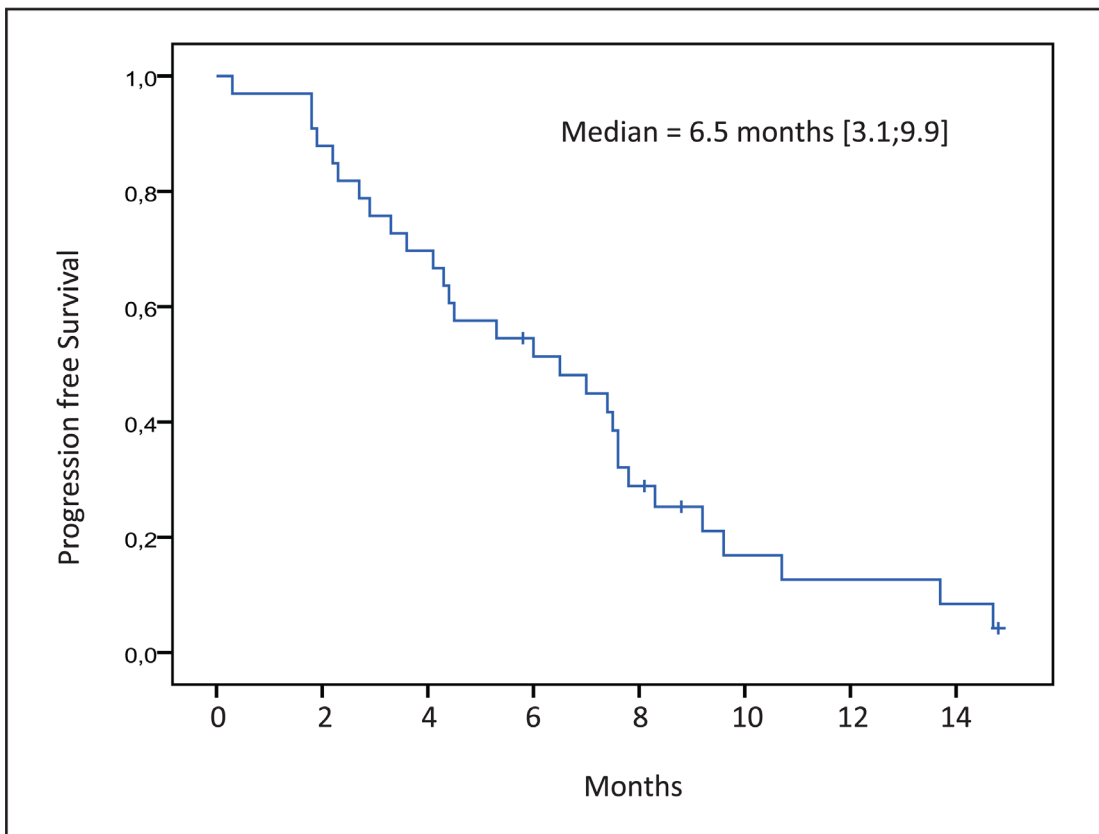
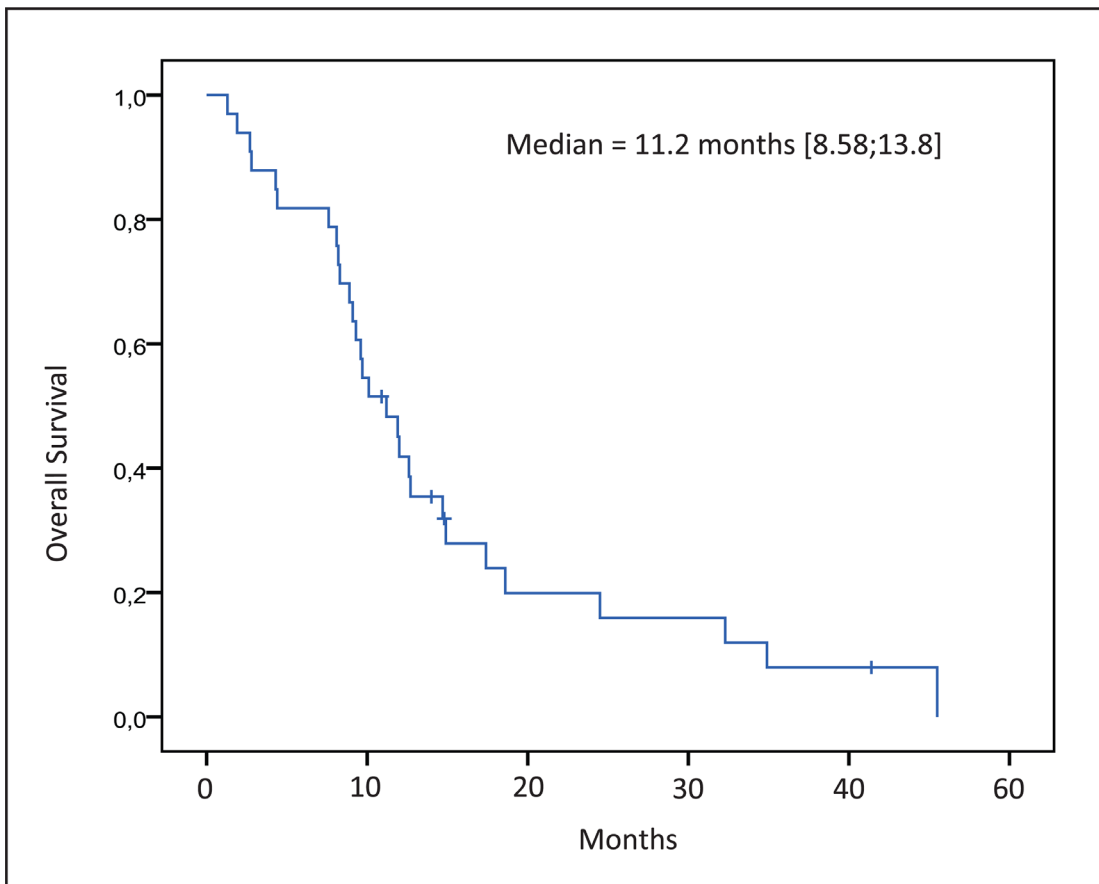


Figure 1: Kaplan-Meier estimate of overall survival and progression free survival.

Table 3: Overall response rate according to PFI (Platinum free interval)

NB PTS	PR	SD	PD	NE
3 Mo < PFI < 6 Mo	6 (30%) ¹	8	4	2
	DCR = 70% ²			
PFI > 6 Mois	5 (38%) ¹	4	4	0
	DCR = 69% ²			
Total	11 (33%)	12	8	2
	DCR = 69%			

^{1,2}: No statistical difference was observed for PR (Khi2 test: *p*-value = 1, CI 95:(0.19 5.7) OR = 1.02) and for DCR (Fischer exact test: *p*-value = 0.6894 CI 95 (0.2 10.7) OR = 1.53) between the 2 subsets (3 Mo < PFI < 6 Mo and PFI > 6 Mo)

Table 4: Dose intensity

	Median total dose (mg/m ²)	Median dose intensity (mg/m ² /week)	Median total dose/median dose intensity (week)
Cetuximab	4016	211	19,0
5-Fluorouracile	14550	1210	12
Paclitaxel	1166	54	21.6
	Median Total Dose (mg)	Median Dose Intensity (mg/week)	Median total dose/median dose intensity (week)
Carboplatin	2450	165	14.8

Table 5: Toxicity

Toxicity	All grades (%)	Grades 3–4 (%)
Neutropenia	22 (64, 0)	8 (24, 0)
Dysphagia	9 (27)	7 (21)
Cutaneous	25 (76)	4 (12)
Anemia	25 (76)	3 (9)
Thrombocytopenia	17 (52)	2 (6)
Neuropathy	10 (30)	2 (6)
Asthenia	9 (27)	2 (6)
Mucositis	5 (15)	1 (3)
Nausea, vomiting	4 (12)	1 (3)
Febrile neutropenia	1 (3)	1 (3)
Diarrhea	1 (3)	1 (3)
Thoracic pain	3 (9)	-
Infection	4 (12)	-
Hypersensitivity	-	-

widely accepted that patients progressing within 6 months after the last platinum dose had a refractory disease. This is supported by 5 phases II studies performed in R/M patients who had progressed during or after platinum first line chemotherapy. Four of them were performed with a combination of cetuximab and a platinum salt which was reintroduced after the last 1st line chemotherapy administration [9–11]. Response rates reported in these

clinical trials were ranged from 6% to 10%, and median survival were between 4.3 to 6.1 months. Interestingly, in the same early clinical recurrence, with a cetuximab monotherapy, a response rate of 13% and a 5,9 months median survival was reported [11]. Therefore, efficacy according to a PFI within 3 to 6 months and beyond 6 months was not investigated. In our study, similar results were observed between the two subsets with variable PFI.

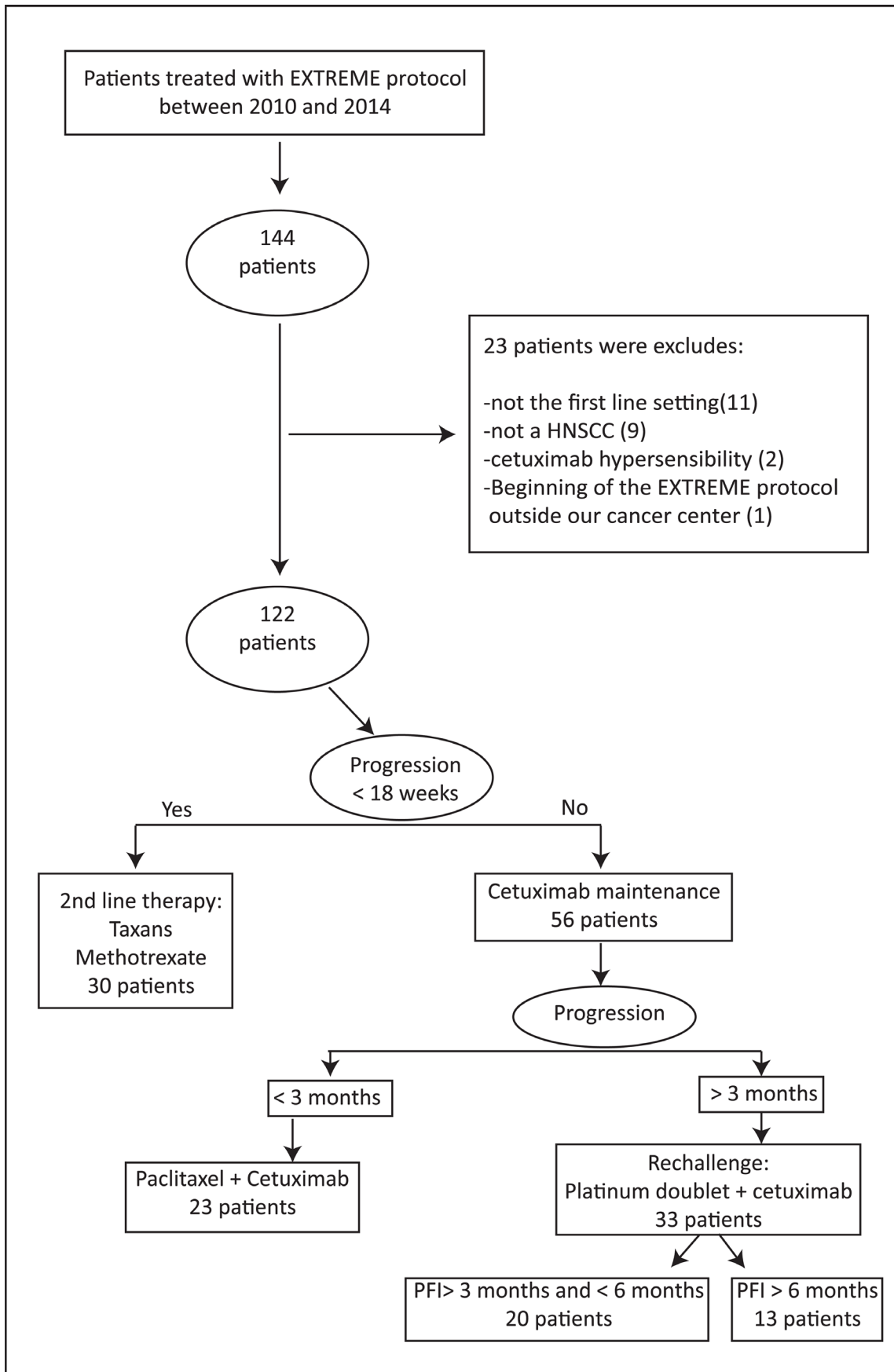


Figure 2: Selection process.

This point suggested that patients who progressed sooner than 6 months from the last platinum dose might not be refractory to the platinum salts in this setting.

MATERIALS AND METHODS

Patient's selection

From the computerized chemotherapy prescribing software database (AS400), all patients in the Paul Strauss Cancer Center from January 2010 and December 2014 treated in first line setting by the EXTREME regimen chemotherapy were identified. From the retrospective analysis of patient's medical chart, treatment characteristics and outcomes were collected in compliance with the European data protection laws (RGPD). Patients with synchronous or second primary cancer, as well as patients with incomplete follow-up data were excluded. The common accepted strategy in our institution was to re-challenge with platinum and cetuximab regimen a patient with the occurrence of a progressive disease while they received cetuximab maintenance. The progression should occur beyond the third month after the completion of platinum from the EXTREME regimen. The selection process is explained in Figure 2. All follow-up data were updated until April 2016.

Treatment

All eligible patients were treated in second line with the EXTREME protocol described by Vermorken et al. [1] or with the PCC protocol reported by Kies et al. [12]. EXTREME regimen included: cisplatin (100 mg/m²) or carboplatin (AUC 5) on day one (D1), 5-FU (1000 mg/m² continuous infusion D1-D4) and cetuximab (loading dose (LD) of 400 mg/m² followed by 250 mg/m² infusions (D1, D8, D15)). Administration of chemotherapy was repeated every 3 weeks (D1 = D22) with a maximum of 6-cycles, followed by maintenance administration of cetuximab given weekly (250 mg/m²) or bi-weekly (500 mg/m²). PCC regimen included: Weekly Paclitaxel 80 mg/m² + Carboplatin AUC2 + Cetuximab 250 mg/m² (LD = 400 mg/m²) on D1 with a maximum of 16 courses, followed by maintenance administration of cetuximab given weekly or bi-weekly.

End-points

This study was aimed to analyse the efficacy of re-challenge strategy in a 2nd line setting, in recurrent or metastatic Head and Neck Cancer with cetuximab plus platinum regimen in real life population.

The primary end-point was to evaluate the response rate in patients re-challenged. The response rate is composed with 2 criteria: The Overall response Rate (ORR) (Complete Response (CR) + Partial Response (PR)) and The Disease Control Rate (DCR) (ORR + Stable

Disease (SD)). Responses were defined according to the RECIST criteria.

Secondary end-points were second line Overall Survival (OS: time from the onset of 2nd line chemotherapy to death or to last follow-up) and 2nd line Progression Free Survival (PFS: time from the onset of 2nd line chemotherapy to death or progression).

The relationship between the platinum free interval (PFI) (within 3 and 6 months or longer than 6 months) and endpoints was investigated.

Toxicity and dose intensity data were also collected.

Statistical analysis

The statistics were mainly descriptive. OS and PFS were estimated with the Kaplan-Meier method. The response rate (OOR and DCR) comparison between the PFI subsets (3–6 months and > 6 months) was performed by Khi2 test or Fischer exact test. Statistical calculations were performed with SPSS® v.22 (IBM®).

CONCLUSIONS

In conclusion, at progression, treatment-containing platinum based chemotherapy and cetuximab (EXTREME or PCC chemotherapy) provided interesting results. Re-challenge by these regimens could be considered beyond the first line as an option when the PFI is greater than 3 months.

CONFLICTS OF INTEREST

CB has received honorariums for consulting by Merck, Astra-Zeneca, BMS, and has been Advisory board consultant for Merck and BMS. Other authors have no personal or institutional financial interest in any of the drugs, material, or devices described in this paper.

REFERENCES

1. Vermorken JB, Mesia R, Rivera F, Remenar E, Kaweckki A, Rottey S, Erfan J, Zabolotnyy D, Kienzer HR, Cupissol D, Peyrade F, Benasso M, Vynnychenko I, et al. Platinum-based chemotherapy plus cetuximab in head and neck cancer. *N Engl J Med.* 2008; 359:1116–27. <https://doi.org/10.1056/NEJMoa0802656>.
2. Machiels JP, Haddad RI, Fayette J, Licitra LF, Tahara M, Vermorken JB, Clement PM, Gauler T, Cupissol D, Grau JJ, Guigay J, Caponigro F, de Castro G Jr, et al, and LUX-H&N 1 investigators. Afatinib versus methotrexate as second-line treatment in patients with recurrent or metastatic squamous-cell carcinoma of the head and neck progressing on or after platinum-based therapy (LUX-Head & Neck 1): an open-label, randomised phase 3 trial. *Lancet Oncol.* 2015; 16:583–94. [https://doi.org/10.1016/S1470-2045\(15\)70124-5](https://doi.org/10.1016/S1470-2045(15)70124-5).

3. Kushwaha VS, Gupta S, Husain N, Khan H, Negi MP, Jamal N, Ghatak A. Gefitinib, Methotrexate and Methotrexate plus 5-Fluorouracil as palliative treatment in recurrent head and neck squamous cell carcinoma. *Cancer Biol Ther.* 2015; 16:346–51. <https://doi.org/10.4161/15384047.2014.961881>.
4. Ferris RL, Blumenschein G Jr, Fayette J, Guigay J, Colevas AD, Licitra L, Harrington K, Kasper S, Vokes EE, Even C, Worden F, Saba NF, Iglesias Docampo LC, et al. Nivolumab for Recurrent Squamous-Cell Carcinoma of the Head and Neck. *N Engl J Med.* 2016; 375:1856–67. <https://doi.org/10.1056/NEJMoa1602252>.
5. Cohen EE, Machiels JP, Harrington KJ, Burtness B, Shin SW, Gause CK, Swift AM, Brown H, Perrone AM, Cheng JD, Swaby RF, Le Tourneau C. KEYNOTE-040: A phase III randomized trial of pembrolizumab (MK-3475) versus standard treatment in patients with recurrent or metastatic head and neck cancer. *J Clin Oncol.* 2015; 33:TPS6084–6084.
6. Vermorken JB, Trigo J, Hitt R, Koralewski P, Diaz-Rubio E, Rolland F, Knecht R, Amellal N, Schueler A, Baselga J. Open-label, uncontrolled, multicenter phase II study to evaluate the efficacy and toxicity of cetuximab as a single agent in patients with recurrent and/or metastatic squamous cell carcinoma of the head and neck who failed to respond to platinum-based therapy. *J Clin Oncol.* 2007; 25:2171–77. <https://doi.org/10.1200/JCO.2006.06.7447>.
7. Bowles DW, Kochenderfer M, Cohn A, Sideris L, Nguyen N, Cline-Burkhardt V, Schnadig I, Choi M, Nabell L, Chaudhry A, Ruxer R, Ucar A, Hausman D, et al. A Randomized, Phase II Trial of Cetuximab With or Without PX-866, an Irreversible Oral Phosphatidylinositol 3-Kinase Inhibitor, in Patients With Metastatic Colorectal Carcinoma. *Clin Colorectal Cancer.* 2016; 15:337–344.e2. <https://doi.org/10.1016/j.clcc.2016.03.004>.
8. Kuczyński EA, Sargent DJ, Grothey A, Kerbel RS. Drug rechallenge and treatment beyond progression—implications for drug resistance. *Nat Rev Clin Oncol.* 2013; 10:571–87. <https://doi.org/10.1038/nrclinonc.2013.158>.
9. Baselga J, Trigo JM, Bourhis J, Tortochaux J, Cortés-Funes H, Hitt R, Gascón P, Amellal N, Harstrick A, Eckardt A. Phase II multicenter study of the antiepidermal growth factor receptor monoclonal antibody cetuximab in combination with platinum-based chemotherapy in patients with platinum-refractory metastatic and/or recurrent squamous cell carcinoma of the head and neck. *J Clin Oncol.* 2005; 23:5568–77. <https://doi.org/10.1200/JCO.2005.07.119>.
10. Herbst RS, Arquette M, Shin DM, Dicke K, Vokes EE, Azamia N, Hong WK, Kies MS. Phase II multicenter study of the epidermal growth factor receptor antibody cetuximab and cisplatin for recurrent and refractory squamous cell carcinoma of the head and neck. *J Clin Oncol.* 2005; 23:5578–87. <https://doi.org/10.1200/JCO.2005.07.120>.
11. Vermorken JB, Herbst RS, Leon X, Amellal N, Baselga J. Overview of the efficacy of cetuximab in recurrent and/or metastatic squamous cell carcinoma of the head and neck in patients who previously failed platinum-based therapies. *Cancer.* 2008; 112:2710–19. <https://doi.org/10.1002/cncr.23442>.
12. Kies MS, Holsinger FC, Lee JJ, William WN Jr, Glisson BS, Lin HY, Lewin JS, Ginsberg LE, Gillaspay KA, Massarelli E, Byers L, Lippman SM, Hong WK, et al. Induction chemotherapy and cetuximab for locally advanced squamous cell carcinoma of the head and neck: results from a phase II prospective trial. *J Clin Oncol.* 2010; 28:8–14. <https://doi.org/10.1200/JCO.2009.23.0425>.