



HAL
open science

Acoustic and gravity waves in the ocean: a new derivation of a linear model from the compressible Euler equation

Juliette Dubois, Sébastien Imperiale, Anne Mangeney, François Bouchut,
Jacques Sainte-Marie

► To cite this version:

Juliette Dubois, Sébastien Imperiale, Anne Mangeney, François Bouchut, Jacques Sainte-Marie. Acoustic and gravity waves in the ocean: a new derivation of a linear model from the compressible Euler equation. 2023. hal-03880423v3

HAL Id: hal-03880423

<https://hal.science/hal-03880423v3>

Preprint submitted on 23 Jun 2023 (v3), last revised 2 Aug 2023 (v4)

HAL is a multi-disciplinary open access archive for the deposit and dissemination of scientific research documents, whether they are published or not. The documents may come from teaching and research institutions in France or abroad, or from public or private research centers.

L'archive ouverte pluridisciplinaire **HAL**, est destinée au dépôt et à la diffusion de documents scientifiques de niveau recherche, publiés ou non, émanant des établissements d'enseignement et de recherche français ou étrangers, des laboratoires publics ou privés.



Distributed under a Creative Commons Attribution 4.0 International License

Banner appropriate to article type will appear here in typeset article

1 **Acoustic and gravity waves in the ocean: a new** 2 **derivation of a linear model from the compressible** 3 **Euler equation**

4 **Juliette Dubois**^{1†}, **Sébastien Imperiale**², **Anne Mangeney**^{1,3}, **François Bouchut**⁴,
5 **and Jacques Sainte-Marie**¹

6 ¹Inria, Team ANGE, Inria Paris, 2 rue Simone Iff, 75012 Paris and Laboratoire Jacques-Louis Lions,
7 Sorbonne Université, 75005 Paris

8 ²Inria, M3DISIM Team, Inria Saclay, 1 rue Honoré d'Estienne d'Orves, 91120 Palaiseau

9 ³Seismology Group, Institut de Physique du Globe de Paris, Université Paris Diderot, Sorbonne Paris Cité,
10 1 rue Jussieu, 75005 Paris, France

11 ⁴Laboratoire d'Analyse et de Mathématiques Appliquées, CNRS, Université Gustave Eiffel,
12 Marne-la-Vallée, France

13 (Received xx; revised xx; accepted xx)

14 In this paper we construct an accurate linear model describing the propagation of both
15 acoustic and gravity waves in water. This original model is obtained by the linearization of
16 the compressible Euler equations, written in Lagrangian coordinates. The system is studied
17 in the isentropic case, with a free surface, an arbitrary bathymetry, and vertical variations of
18 the background temperature and density. We show that our model is an extension of some
19 models from the literature to the case of a non-barotropic fluid with a variable sound speed.
20 Other models from the literature are recovered from our model through two asymptotic
21 analysis, one for the incompressible regime and one for the acoustic regime. We also propose
22 a method to write the model in Eulerian coordinates. Our model includes many physical
23 properties, such as the existence of internal gravity waves or the variation of the sound speed
24 with depth.

25 **Key words:**

26 **1. Introduction**

27 Several authors have proposed to use the propagation of acoustic waves in the ocean to
28 detect tsunamis, as the sound travels in water at approximately 1500 m s^{-1} and the velocity of
29 tsunami wave is around 300 m s^{-1} (Constantin 2009). The existence of hydro-acoustic signals
30 generated by tsunami sources such as earthquakes or landslides was shown in Tolstoy (1950).
31 This motivates the mathematical modelling of the propagation of both surface waves – the

† Email address for correspondence: juliette.dubois@inria.fr

32 tsunami – and underwater acoustic waves, also called hydroacoustic waves, in a compressible
33 formulation.

34 The idea of using acoustic-gravity waves for tsunami early-warning systems dates back
35 from 1950 (Ewing *et al.* 1950). A more recent study (Stiassnie 2010) indicates that the
36 pressure variations induced by the tsunami are significant enough to be used for the
37 improvement of the tsunami early-warning systems.

38 For the description of the propagation of sound in water, the most common model is a
39 linear wave equation for the fluid potential, i.e. for an irrotational fluid (Jensen *et al.* 2011).
40 When both surface and acoustic waves are considered, different types of models are available.
41 In his work, Stiassnie (2010) studies the acoustic equation for the fluid potential coupled with
42 a free-boundary condition. The three-dimensional acoustic equation is analyzed by Nosov
43 & Kolesov (2007) and a depth-integrated version is proposed by Sammarco *et al.* (2013) in
44 order to reduce the computational costs. This approach was further developed in a serie of
45 papers (Cecioni *et al.* 2014; Abdolali *et al.* 2015; Gomez & Kadri 2021).

46 Another approach was proposed by Longuet-Higgins (1950) where the equation is still
47 on the fluid potential, but includes a gravity term. This equation, including second order
48 terms, made it possible for the first time to explain the seismic noise generated worldwide by
49 waves interactions in the ocean (?). This model was also the starting point of an extensive
50 work to describe the nonlinear interactions between acoustic and gravity waves (Kadri &
51 Stiassnie 2013). In other works, such as Smith (2015) and Auclair *et al.* (2021), the flow is
52 not assumed irrotational, so that the equations are written for the fluid velocity. They include
53 gravity terms and a vertical stratification for the background density, temperature and salinity.
54 This generalisation allows to study the internal waves caused by the stratification of the fluid,
55 and dispersion relations for the three types of waves (acoustic, internal, surface) are obtained.

56 The above cited works share one or several of the following assumptions : irrotational
57 flow, homogeneous background density or barotropic fluid, and a constant speed of sound.
58 These modelling choices have a strong influence on the structure of the equations, resulting
59 in a variety of tools for their analysis and their numerical approximation. For example, the
60 irrotationality assumption allows to reduce the number of unknowns, but the validity of this
61 assumption in the compressible case is not clear. Furthermore, in the models that do not
62 assume irrotational flow, the bed is assumed to be flat, even though bed variations are a key
63 element impacting tsunami and acoustic wave propagation (Caplan-Auerbach *et al.* 2014).
64 In the ocean, the choice of a constant sound speed may be not appropriate since the variation
65 of the sound speed creates the SOFAR channel, a horizontal strip in which the acoustic
66 waves propagate with very little energy loss. Quantifying the impact of these approximations
67 requires the use of simulations based on a more complete model. Finally, the free-surface
68 equation induces a strong nonlinearity in the system. Indeed, the domain on which the
69 equation are written depends on the solution to the equations. The common approach for
70 the linearization of the system consists in writing the linear equations on the unperturbed
71 domain. However, by doing so an approximation on the domain is made, in addition to the
72 approximation made on the solution. It is not clear how to quantify the magnitude of the
73 error made by the two combined approximations.

74 The aim of this work is to adress these modelling choices by deriving an accurate linear
75 model as rigorously as possible with only very few assumptions for hydro-acoustic, internal
76 and surface waves propagating in a fluid over an arbitrary bathymetry. Salinity, thermal
77 dissipation and viscosity are neglected, and in order to linearize the equations we assume
78 that the ocean is at equilibrium and at rest before the earthquake or landslide occurs, and
79 that the tsunami source induces a small displacement of the water. In this model, the speed
80 of sound results from the imposed background temperature profile, so that the effects of the
81 SOFAR channel on the propagation of the hydroacoustic waves are naturally present. The

82 obtained model is comparable to the model of Auclair *et al.* (2021), however our model
 83 includes a bathymetry and a variable sound speed. Moreover our approach differs on several
 84 aspects:

- 85 • The problem is formulated as a second-order equation, which allows the use of numerical
 86 solver dedicated to wave propagation problem such as Specfem (Komatitsch & Tromp 1999).
 87 Specfem uses spectral finite elements to compute acoustic and/or elastic wave propagations,
 88 and is widely used in the seismology community, as for example to simulate seismic waves
 89 generated by landslides (Kuehnert *et al.* 2020). In addition to the acoustic waves already
 90 modelled in Specfem, the model proposed in the present paper includes the linear water
 91 waves.

- 92 • The method used to write the linearization of a free-surface flow is generic, and can
 93 be applied to extend the model. A possible extension would include second-order terms (a
 94 similar work was done in Longuet-Higgins (1950) in the barotropic case). Another possibility
 95 is to take into account the interaction with the Earth. In particular, one can consider the elastic
 96 deformations of the ocean bottom, that are shown to impact the travel time of tsunami waves
 97 (Abdolali *et al.* 2019).

98 Another advantage of having a model with few assumptions is that a cascade of simplified
 99 systems can be obtained from it. We indeed show that with some simplifying assumptions, our
 100 model reduces to the models proposed in the litterature. The analysis of these simplifications
 101 helps to understand the mathematical and physical choices made in these models. For
 102 example, the most common model for the propagation of hydro-acoustic waves (Stiassnie
 103 2010; Nosov & Kolesov 2007; Sammarco *et al.* 2013) is recovered from the proposed model
 104 by assuming a barotropic fluid and a constant background density.

105 We also show that our model and the simplified models are energy-preserving. Our model
 106 is a linear version of the Euler equations, and the equation accounting for the energy
 107 conservation may be modified by the linearization. To ensure that the obtained model is
 108 physically relevant, we check that an equation for the energy conservation holds in the
 109 linear case. Beyond this aspect, the energy preservation allows to write stable numerical
 110 schemes (Allaire 2015). Indeed, the properties of a numerical scheme are often related to the
 111 preservation of a discrete energy. For these reasons, the energy preservation is a key feature,
 112 both in the continuous and in the discrete level.

113 The paper is organized as follows. In Sec. 2 the compressible Euler equations for a free-
 114 surface flow are written, then the system is transformed in Lagrangian coordinates in order
 115 to keep an exact description of the free surface. After linearization, a wave-like equation for
 116 the fluid velocity is obtained and we show that the energy of the system is preserved. In Sec.
 117 3, we show that with additionnal assumptions, the model reduces to other linear models from
 118 the litterature. The barotropic case is studied, then the incompressible limit and the acoustic
 119 limit of the wave equation are written. In Sec. 4, we present a method allowing to write
 120 the model in Eulerian coordinates. The obtained system can be linearized at the cost of an
 121 additional approximation, namely that the equations have to be restricted to a fixed domain,
 122 and we show how to obtain a linear free-surface condition. Finally, in Sec 5 we obtain a
 123 dispersion relation which includes all of the physical effects mentioned above. In particular,
 124 it is a generalization of the dispersion relation studied in the work of Auclair *et al.* (2021) to
 125 the case of a varying sound speed.

126 2. Linearization of compressible Euler equations in Lagrangian coordinates

127 We derive here a linear model around a state at rest for the isentropic compressible Euler
 128 equation with a free surface and an arbitrary bathymetry, valid for a generic equation of state
 129 and a generic vertical temperature profile. We aim at deriving a model which is physically

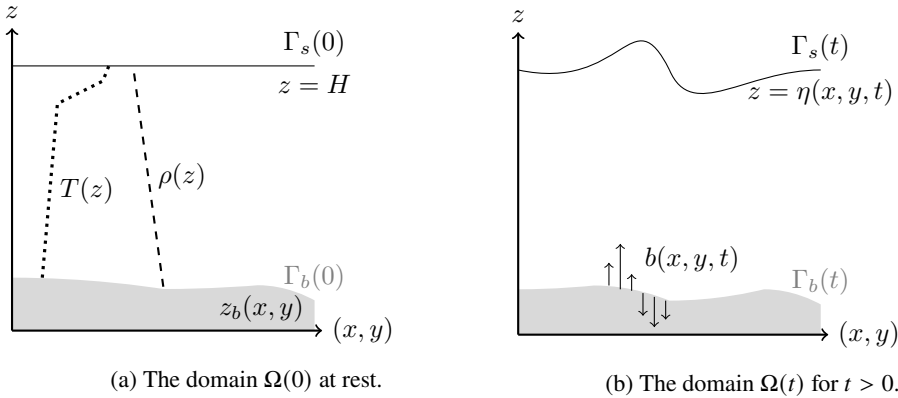


Figure 1: The domain $\Omega(t)$, (1a) for time $t = 0$, (1b) for time $t > 0$. In (1a) typical profiles for the temperature and the density at rest are drawn.

130 relevant in the sense that it preserves or dissipates energy. For this reason, we will analyse
 131 the energy equation associated to this system and show that preservation or dissipation of
 132 energy requires a condition on the fluid stratification that is related to the internal waves.

133 We consider a portion of the ocean away from the coast and at equilibrium: there is no
 134 mean current and the temperature varies only vertically. In this work, we do not take the
 135 presence of salinity into account, hence the ocean is assimilated to pure water. The bottom
 136 and the surface of the domain are assumed to be parametrized as graphs, respectively the
 137 topography $z_b(x, y) \geq 0$ and the free-surface elevation $\eta(x, y, t)$. The reference level $z = 0$
 138 is situated inside the earth at an arbitrary level. The ground displacement induced by an
 139 earthquake or landslide source is assumed to take place away from the coast, so that the
 140 domain is considered infinite in the (x, y) plane, see Figure 1. The domain is assumed to
 141 have the following description, for all time t ,

$$142 \quad \Omega(t) = \{(x, y, z) \in \mathbb{R}^3 \mid z_b(x, y) < z < \eta(x, y, t)\}. \quad (2.1)$$

143 The boundary of the domain are then defined by

$$144 \quad \Gamma_s(t) = \{(x, y, z) \in \mathbb{R}^3 \mid z = \eta(x, y, t)\}, \quad (2.2)$$

145 and

$$146 \quad \Gamma_b(t) = \{(x, y, z) \in \mathbb{R}^3 \mid z = z_b(x, y) - b(x, y, t)\}. \quad (2.3)$$

147 The function b is source term, namely the normal displacement of the seabed. It can represent
 148 for example an earthquake or a landslide. It is assumed that this displacement starts at a time
 149 $t_0 > 0$, so that $b(x, y, 0) = 0$.

150 2.1. Euler equation in Eulerian coordinate

151 2.1.1. Equations in the volume

152 The unknowns are the fluid velocity \mathbf{U} , its density ρ , its pressure p , its temperature T , its
 153 internal energy e and its entropy s . The gradient over the horizontal components will be
 154 denoted $\nabla_{x,y}$.

155 For future reference the equations are written for a viscous fluid with thermal dissipation.
 156 The stress tensor of a Newtonian fluid \mathcal{T} has the form

$$157 \quad \mathcal{T} = (-p + \lambda \nabla \cdot \mathbf{U})\mathbf{I} + 2\mu \mathbb{D}(\mathbf{U}), \quad (2.4)$$

158 Where $\mathbb{D}(\mathbf{U})$ is defined by $\mathbb{D}(\mathbf{U}) = (\frac{1}{2}(\partial_i \mathbf{U}^j + \partial_j \mathbf{U}^i))_{i,j=x,y,z}$ and \mathbb{I} is the identity matrix in
 159 \mathbb{R}^3 . The heat flux is denoted by \mathbf{q} and is a function of ρ and T .

The conservation of mass, momentum and energy of a Newtonian fluid read, in the domain $\Omega(t)$,

$$\left\{ \begin{array}{l} \frac{\partial \rho}{\partial t} + \nabla \cdot (\rho \mathbf{U}) = 0, \end{array} \right. \quad (2.5)$$

$$\left\{ \begin{array}{l} \frac{\partial}{\partial t} (\rho \mathbf{U}) + \nabla \cdot (\rho \mathbf{U} \otimes \mathbf{U}) + \nabla p = \rho \mathbf{g} + \nabla(\lambda \nabla \cdot \mathbf{U}) + \nabla \cdot (2\mu \mathbb{D}(\mathbf{U})), \end{array} \right. \quad (2.6)$$

$$\left\{ \begin{array}{l} \frac{\partial}{\partial t} \left(\rho \frac{|\mathbf{U}|^2}{2} + \rho e \right) + \nabla \cdot \left(\left(\rho \frac{|\mathbf{U}|^2}{2} + \rho e + p \right) \mathbf{U} \right) \\ = \rho \mathbf{g} \cdot \mathbf{U} + \nabla \cdot (\lambda \mathbf{U} \nabla \cdot \mathbf{U}) + \nabla \cdot (2\mu \mathbb{D}(\mathbf{U}) \cdot \mathbf{U}) - \nabla \cdot \mathbf{q}. \end{array} \right. \quad (2.7)$$

160 The acceleration of gravity is $\mathbf{g} = -g \mathbf{e}_3$ with $g > 0$ and \mathbf{e}_3 is the unit vector in the vertical
 161 direction, oriented upwards.

162 In order to describe the acoustic waves, we derive an equation for the pressure. Among
 163 (ρ, e, T, p, s) only two variables are independent because of the Gibbs law and of the equation
 164 of state (Gill 1982). When considering ρ and s as independent, it is natural to introduce the
 165 scalar functions f_e, f_p and f_T satisfying

$$166 \quad e = f_e(\rho, s), \quad p = f_p(\rho, s), \quad T = f_T(\rho, s). \quad (2.8)$$

167 With the Gibbs law ($\partial f_e / \partial \rho = f_p / \rho^2$ and $\partial f_e / \partial s = f_T$), one has

$$168 \quad \frac{\partial e}{\partial t} + \mathbf{U} \cdot \nabla e = \frac{f_p}{\rho^2} \left(\frac{\partial \rho}{\partial t} + \mathbf{U} \cdot \nabla \rho \right) + f_T \left(\frac{\partial s}{\partial t} + \mathbf{U} \cdot \nabla s \right). \quad (2.9)$$

169 Using (2.7) – $\mathbf{U} \cdot$ (2.6) and (??), one obtains as an intermediate step the evolution equation
 170 of the entropy,

$$171 \quad \rho T \left(\frac{\partial s}{\partial t} + \mathbf{U} \cdot \nabla s \right) = \lambda (\nabla \cdot \mathbf{U})^2 + 2\mu \mathbb{D}(\mathbf{U}) : \mathbb{D}(\mathbf{U}) - \nabla \cdot \mathbf{q}. \quad (2.10)$$

172 Now, since $p = f_p(\rho, s)$ we have

$$173 \quad \frac{\partial p}{\partial t} + \mathbf{U} \cdot \nabla p = \frac{\partial f_p}{\partial \rho} \left(\frac{\partial \rho}{\partial t} + \mathbf{U} \cdot \nabla \rho \right) + \frac{1}{T \rho} \frac{\partial f_p}{\partial s} \left(\frac{\partial s}{\partial t} + \mathbf{U} \cdot \nabla s \right), \quad (2.11)$$

174 hence using (2.5) and (??) one obtains

$$175 \quad \frac{\partial p}{\partial t} + \mathbf{U} \cdot \nabla p = -\frac{\partial f_p}{\partial \rho} (\rho \nabla \cdot \mathbf{U}) + \frac{1}{T \rho} \frac{\partial f_p}{\partial s} \left(\lambda (\nabla \cdot \mathbf{U})^2 + 2\mu \mathbb{D}(\mathbf{U}) : \mathbb{D}(\mathbf{U}) - \nabla \cdot \mathbf{q} \right). \quad (2.12)$$

176 At this point we use the common assumption that the viscous term and the thermal dissipation
 177 can be neglected compared to the advection term (see Lannes 2013, Chap. 1). With (??) we
 178 see that this is equivalent to assuming that the flow is isentropic. Moreover, from physical
 179 considerations the function f_p must satisfy $\partial_\rho f_p(\rho, s) \geq 0$, hence we can introduce the
 180 speed of sound c defined by

$$181 \quad c^2 = \frac{\partial f_p}{\partial \rho}(\rho, s). \quad (2.13)$$

182 The equation (??) then reads

$$183 \quad \frac{\partial p}{\partial t} + \mathbf{U} \cdot \nabla p + \rho c^2 \nabla \cdot \mathbf{U} = 0. \quad (2.14)$$

184 Eq. (??) is used for the study of a compressible fluid in the isentropic case, see Gill (1982),
 185 Chap. 4. Note that the speed of sound c can also be viewed as a function of p and T , in that
 186 case we have

$$187 \quad c^2(p, T) = \frac{\partial f_p}{\partial \rho} (f_\rho(p, T), f_s(p, T)). \quad (2.15)$$

188 In practice we choose to work directly with the expression $c = c(p, T)$ tabulated in
 189 International Association for the Properties of Water and Steam (2009). Note that here
 190 the temperature intervenes as a side variable, because it is necessary to compute the speed
 191 of sound. However, we will see later that only the temperature profile of the state at rest is
 192 needed to close the system.

193 2.1.2. Boundary conditions

The following boundary conditions hold,

$$\begin{cases} \mathbf{U} \cdot \mathbf{n}_b = u_b = \partial_t u_b & \text{on } \Gamma_b, \\ p = p^a & \text{on } \Gamma_s. \end{cases} \quad (2.16)$$

$$(2.17)$$

194 The bottom boundary condition (2.9) is a non-penetration condition with a source term. It
 195 models the tsunami source as a displacement of the ocean bottom with velocity u_b . We denote
 196 by \mathbf{n}_b the unit vector normal to the bottom and oriented outwards. The second condition
 197 (2.10) is a dynamic condition, where we assume that the surface pressure is at equilibrium
 198 with a constant atmospheric pressure p^a . Note that the elevation η is solution of the following
 199 kinematic equation

$$200 \quad \frac{\partial \eta}{\partial t} + \mathbf{U} \cdot \begin{pmatrix} \partial_x \eta \\ \partial_y \eta \\ -1 \end{pmatrix} = 0 \quad \text{on } \Gamma_s(t). \quad (2.18)$$

201 2.1.3. Initial conditions and equilibrium state

202 It is assumed that the initial state corresponds to the rest state, meaning that $\eta(x, y, 0) = H$
 203 with the elevation at rest H being independent of space and $H > z_b(x, y)$, therefore

$$204 \quad \Omega(0) = \{(x, y, z) \in \mathbb{R}^3 \mid z_b(x, y) < z < H\}. \quad (2.19)$$

205 We choose the following initial conditions for the velocity, the temperature, the density and
 206 the pressure,

$$207 \quad \mathbf{U}(x, y, z, 0) = 0, \quad (2.20)$$

$$208 \quad T(x, y, z, 0) = T_0(z), \quad \rho(x, y, z, 0) = \rho_0(z), \quad p(x, y, z, 0) = p_0(z). \quad (2.21)$$

210 Where T_0, ρ_0, p_0 are functions defined on $(0, H)$ but because of the topography $z_b(x, y)$, the
 211 functions T, ρ, p need not to be defined from $z = 0$ for all (x, y) .

212 When the source term u_b vanishes, we have an equilibrium state around $\mathbf{U} \equiv 0$ if the
 213 functions T_0, ρ_0, p_0 satisfy

$$214 \quad \nabla p_0 = \rho_0 \mathbf{g}, \quad \rho_0 = f_\rho(p_0, T_0), \quad p_0(H) = p^a. \quad (2.22)$$

Hence, if $T_0(z)$ is given, the system

$$\begin{cases} \frac{dp_0}{dz} = -g f_\rho(p_0, T_0), & z \in (0, H), \\ p_0 = p^a, & z = H. \end{cases} \quad (2.23)$$

$$(2.24)$$

216 can be solved to compute p_0 , and then ρ_0 is computed with $\rho_0 = f_\rho(p_0, T_0)$. Note that, in the

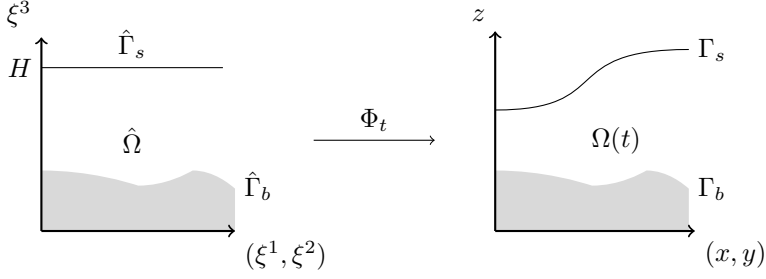


Figure 2: The mapping ϕ_t between the reference domain $\hat{\Omega} = \Omega(0)$ and the domain $\Omega(t)$.

217 forthcoming sections the system (2.5), (2.6), (??) with boundary conditions (2.9), (2.10) and
 218 initial conditions (2.13), (2.14) will be linearized around the previously defined equilibrium
 219 state.

220

221

2.2. Lagrangian description

222 Although most of the works on free-surface flows are done in Eulerian coordinates, the
 223 Lagrangian formalism is sometimes preferred, see for example the paper from Nouguiet
 224 *et al.* (2015) and the references therein, or the work of Godlewski *et al.* (1999) for a precise
 225 derivation of linear models. Here we choose the Lagrangian description in order to avoid
 226 any approximation on the shape of the domain when we linearize the equations. The usual
 227 approximation made on the surface for the linear models in Eulerian coordinates consists
 228 in evaluating the surface condition on pressure at a fixed height, rather than at the actual,
 229 time-dependant free surface. The kinematic boundary condition is also replaced by its linear
 230 approximation. For the derivation and justification of the approximation, see Lighthill (1978,
 231 Chap. 3).

232 Let $\hat{\Omega}$ be the domain of the ocean at a reference time, with its surface boundary $\hat{\Gamma}_s$ and
 233 bottom boundary $\hat{\Gamma}_b$. The reference time is chosen before the tsunami generation, so that the
 234 surface of the domain is horizontal. In fact the following natural choice is made

$$235 \quad \hat{\Omega} = \Omega(0), \quad \hat{\Gamma}_s = \Gamma_s(0), \quad \hat{\Gamma}_b = \Gamma_b(0). \quad (2.25)$$

236 The position at the reference time of a fluid particle is denoted

$$237 \quad \xi = (\xi^1, \xi^2, \xi^3) \in \hat{\Omega}. \quad (2.26)$$

238 At time t , the fluid has moved, the domain is $\Omega(t)$ and the new position of a fluid particle is
 239 $\mathbf{x} = (x(\xi, t), y(\xi, t), z(\xi, t)) \in \Omega(t)$. We denote by ϕ the transformation from $\hat{\Omega}$ to $\Omega(t)$ that
 240 maps each particle from its reference position ξ to its position \mathbf{x} at time t (see figure 2).

$$241 \quad \phi : \begin{cases} \hat{\Omega} & \rightarrow \Omega(t) \\ \xi & \mapsto \mathbf{x}(\xi, t) \end{cases} \quad (2.27)$$

242 Hence one has $\mathbf{x} = \phi(\xi, t)$. The transformation is assumed invertible, in particular we do not
 243 consider the case of wave breaking. We also define the displacement of the fluid. For each
 244 fluid particle with initial position ξ , its displacement is defined by

$$245 \quad \mathbf{d}(\xi, t) = \phi(\xi, t) - \xi. \quad (2.28)$$

246 The gradient of ϕ with respect to ξ is denoted F ,

$$247 \quad F = \nabla_{\xi} \phi, \quad (2.29)$$

248 and its determinant is denoted J . Both F and J can be expressed as functions of the
249 displacement,

$$250 \quad F = \mathbb{I} + \nabla_{\xi} \mathbf{d}, \quad J = \det F, \quad (2.30)$$

251 where ∇_{ξ} is the gradient with respect to the coordinate system ξ . For a function $X(\mathbf{x}, t)$
252 defined on the domain $\Omega(t)$, we introduce $\hat{X}(\xi, t)$ defined on $\hat{\Omega}$ by

$$253 \quad \hat{X}(\xi, t) = X(\phi(\xi, t), t). \quad (2.31)$$

254 Finally, note that the velocity $\hat{U}(\xi, t) = U(\phi(\xi, t), t)$ is the time derivative of the displacement
255 \mathbf{d} .

$$256 \quad \hat{U} = \frac{\partial \mathbf{d}}{\partial t}. \quad (2.32)$$

With this change of coordinates, the system (2.5), (2.6), (??) is now defined in the time-independent reference domain $\hat{\Omega}$ and it reads

$$\left\{ \begin{array}{l} \frac{\partial \hat{\rho}}{\partial t} + \frac{\hat{\rho}}{|J|} \nabla_{\xi} \cdot (|J| F^{-1} \hat{U}) = 0, \end{array} \right. \quad (2.33)$$

$$\left\{ \begin{array}{l} \hat{\rho} \frac{\partial \hat{U}}{\partial t} + F^{-T} \nabla_{\xi} \hat{p} = \hat{\rho} \mathbf{g}, \end{array} \right. \quad (2.34)$$

$$\left\{ \begin{array}{l} \frac{\partial \hat{p}}{\partial t} + \frac{\hat{\rho} \hat{c}^2}{|J|} \nabla_{\xi} \cdot (|J| F^{-1} \hat{U}) = 0. \end{array} \right. \quad (2.35)$$

The boundary conditions become

$$\left\{ \begin{array}{ll} \hat{U} \cdot \hat{\mathbf{n}}_b = \hat{u}_b & \text{on } \hat{\Gamma}_b, \\ \hat{p} = p^a & \text{on } \hat{\Gamma}_s, \end{array} \right.$$

257 where $\hat{\mathbf{n}}_b$ is a unit vector normal to $\hat{\Gamma}_b$ and pointing toward the exterior of the domain. The
258 variables $\hat{\rho}, \hat{p}, \hat{T}$ satisfy the same equation of state

$$259 \quad \hat{p} = f_p(\hat{\rho}, \hat{T}), \quad (2.36)$$

260 and the speed of sound is a function of the new variables, $\hat{c} = c(\hat{\rho}, \hat{s})$.

261 *2.3. Linearization and wave equation*

262 We assume that the source of the tsunami is a displacement of magnitude a at the seafloor
263 occurring in an ocean at rest as described in Sec. 2.1.3. In particular, for this rest state
264 there is no mean current and the temperature, pressure and density vary only vertically. The
265 magnitude of the displacement is assumed small compared to the water height H . The ratio
266 of the bottom displacement amplitude to the water height is denoted $\varepsilon = a/H \ll 1$, and the
267 source term can be expressed as

$$268 \quad \hat{u}_b = \varepsilon \hat{u}_{b,1} + \mathcal{O}(\varepsilon^2). \quad (2.37)$$

269 The linearization of the equations (2.26)-(2.28) around the rest state corresponds to the
270 following asymptotic expansion,

$$271 \quad \mathbf{d}(\xi, t) = \varepsilon \mathbf{d}_1(\xi, t) + \mathcal{O}(\varepsilon^2), \quad (2.38)$$

$$272 \quad \hat{\rho}(\xi, t) = \hat{\rho}_0(\xi) + \varepsilon \hat{\rho}_1(\xi, t) + \mathcal{O}(\varepsilon^2), \quad (2.39)$$

$$273 \quad \hat{p}(\xi, t) = \hat{p}_0(\xi) + \varepsilon \hat{p}_1(\xi, t) + \mathcal{O}(\varepsilon^2). \quad (2.40)$$

275 Note that the displacement has no zero order term, because the reference configuration used
276 to define the Lagrangian description is the state given by the initial conditions. It holds then

277 $\mathbf{d}_0 = 0$, $\hat{\mathbf{U}}_0 = 0$ and $\hat{\Omega} = \Omega(0)$.

278

279 *Remark:* In comparison with the linearization done in Auclair *et al.* (2021), where the
 280 expansion of the density and the pressure is justified with the decomposition into hydrostatic
 281 and non-hydrostatic components, the asymptotic expansion (2.32) - (2.33) is obtained in a
 282 more straightforward way. Indeed it only requires the assumption of a small perturbation.

283

284 From the expansion one deduces the following Taylor expansions for the other functions,

$$285 \quad \hat{\mathbf{U}} = \varepsilon \hat{\mathbf{U}}_1 + \mathcal{O}(\varepsilon^2), \quad (2.41)$$

$$286 \quad F = \mathbb{I} + \varepsilon \nabla_\xi \mathbf{d}_1 + \mathcal{O}(\varepsilon^2), \quad (2.42)$$

$$287 \quad (F)^{-1} = \mathbb{I} - \varepsilon \nabla_\xi \mathbf{d}_1 + \mathcal{O}(\varepsilon^2), \quad (2.43)$$

$$288 \quad J = 1 + \varepsilon \nabla_\xi \cdot \mathbf{d}_1 + \mathcal{O}(\varepsilon^2). \quad (2.44)$$

Injecting these expressions in Eq.(2.26)-(2.28) yields the system

$$\begin{cases} \frac{\partial}{\partial t} (\hat{\rho}_0 + \varepsilon \hat{\rho}_1) + \varepsilon \hat{\rho}_0 \nabla_\xi \cdot \hat{\mathbf{U}}_1 = \mathcal{O}(\varepsilon^2), & (2.45) \\ \varepsilon \hat{\rho}_0 \frac{\partial \hat{\mathbf{U}}_1}{\partial t} + (I - \varepsilon \nabla_\xi \mathbf{d}_1)^T \nabla_\xi \hat{p}_0 + \varepsilon \nabla_\xi \hat{p}_1 = (\hat{\rho}_0 + \varepsilon \hat{\rho}_1) \mathbf{g} + \mathcal{O}(\varepsilon^2), & (2.46) \\ \frac{\partial}{\partial t} (\hat{p}_0 + \varepsilon \hat{p}_1) + \varepsilon \hat{p}_0 c^2 (\hat{p}_0, \hat{T}_0) \nabla_\xi \cdot \hat{\mathbf{U}}_1 = \mathcal{O}(\varepsilon^2). & (2.47) \end{cases}$$

290 By separating the powers of ε we obtain two systems: a limit system when $\varepsilon \rightarrow 0$ and
 291 a system for the first order corrections. Since the limit system correspond to the initial
 292 conditions described in Sec. 2.1.3, the model reduces to the first order system.

293 *First-order system: a wave-like equation for the velocity*

The system for the correction terms reads in $\hat{\Omega}$,

$$\begin{cases} \hat{\rho}_0 \frac{\partial \hat{\mathbf{U}}_1}{\partial t} + \nabla_\xi \hat{p}_1 - (\nabla_\xi \mathbf{d}_1)^T \nabla_\xi \hat{p}_0 = \hat{\rho}_1 \mathbf{g}, & (2.48) \end{cases}$$

$$\begin{cases} \frac{\partial \hat{\rho}_1}{\partial t} + \hat{\rho}_0 \nabla_\xi \cdot \hat{\mathbf{U}}_1 = 0, & (2.49) \end{cases}$$

$$\begin{cases} \frac{\partial \hat{p}_1}{\partial t} + \hat{\rho}_0 \hat{c}_0^2 \nabla_\xi \cdot \hat{\mathbf{U}}_1 = 0, & (2.50) \end{cases}$$

with the boundary conditions

$$\begin{cases} \hat{\mathbf{U}}_1 \cdot \hat{\mathbf{n}}_b = \hat{u}_{b,1} & \text{on } \hat{\Gamma}_b, & (2.51) \\ \hat{p}_1 = 0 & \text{on } \hat{\Gamma}_s. & (2.52) \end{cases}$$

294 In this system the speed of sound is evaluated at the limit – or background – pressure and
 295 temperature, $\hat{c}_0 = c(\hat{p}_0, \hat{T}_0)$. In particular, \hat{c}_0 can be written as a function of depth. With an
 296 adapted temperature profile it is then possible to recover the typical speed of sound profile
 297 creating the SOFAR channel.

298 The pressure \hat{p}_1 and density $\hat{\rho}_1$ can be eliminated in (2.41) thanks to the other equations:
 299 differentiating in time (2.41) and replacing $\hat{\rho}_1$ and \hat{p}_1 with (2.42), (2.43) we obtain a second
 300 order equation for $\hat{\mathbf{U}}_1$,

$$301 \quad \hat{\rho}_0 \frac{\partial^2 \hat{\mathbf{U}}_1}{\partial t^2} - \nabla_\xi \left(\hat{\rho}_0 \hat{c}_0^2 \nabla_\xi \cdot \hat{\mathbf{U}}_1 \right) - (\nabla_\xi \hat{\mathbf{U}}_1)^T \hat{\rho}_0 \mathbf{g} + \hat{\rho}_0 \nabla_\xi \cdot \hat{\mathbf{U}}_1 \mathbf{g} = 0 \text{ in } \hat{\Omega}. \quad (2.53)$$

Using (2.43), the surface boundary condition (2.45) is formulated for \hat{U}_1 , hence the two boundary conditions for the wave-like equation (2.46) are

$$\begin{cases} \hat{U}_1 \cdot \hat{\mathbf{n}}_b = \hat{u}_{b,1} & \text{on } \hat{\Gamma}_b, \\ \nabla_{\xi} \cdot \hat{U}_1 = 0 & \text{on } \hat{\Gamma}_s. \end{cases} \quad (2.54)$$

The wave-like equation (2.46) is completed with vanishing initial condition for $\hat{U}_1(0)$ and $\partial_t \hat{U}_1(0)$. The system (2.46) includes both gravity and acoustic terms. This equation, which describes the velocity of a compressible, non-viscous fluid, in Lagrangian description, is called the Galbrun equation. It is used in helioseismology and in aeroacoustics (Legendre 2003; Maeder *et al.* 2020; Hägg & Berggren 2021). However, to our knowledge, this equation has never been used to describe the propagation of hydro-acoustic waves.

We show now that the system (2.46), (2.47), (2.48) is energy-preserving. A model describing a physical system should either preserve or dissipate an energy, and this property makes it also possible to write a stable numerical scheme. Here the energy equation is obtained by taking the scalar product of (2.46) with $\partial_t \hat{U}_1$ and integrating over the domain. After some computations (see Appendix, Sec. A), we have

$$\frac{d}{dt} \mathcal{E} = \int_{\hat{\Gamma}_b} \hat{\rho}_0 \left(c_0^2 \nabla_{\xi} \cdot \hat{U}_1 - \hat{\rho}_0 g \hat{U}_1 \cdot \mathbf{e}_3 \right) \frac{\partial \hat{u}_{b,1}}{\partial t} d\sigma, \quad (2.56)$$

with the energy being the quadratic functional given by

$$\begin{aligned} \mathcal{E} = & \int_{\hat{\Omega}} \rho_0 \frac{1}{2} \left| \frac{\partial \hat{U}_1}{\partial t} \right|^2 d\xi + \frac{1}{2} \int_{\hat{\Omega}} \hat{\rho}_0 \left(\hat{c}_0 \nabla_{\xi} \cdot \hat{U}_1 - \frac{g}{\hat{c}_0} \hat{U}_1 \cdot \mathbf{e}_3 \right)^2 d\xi \\ & + \frac{1}{2} \int_{\hat{\Omega}} \hat{\rho}_0 N^2 (\hat{U}_1 \cdot \mathbf{e}_3)^2 d\xi + \frac{1}{2} \int_{\Gamma_s} \hat{\rho}_0 g (\hat{U}_1 \cdot \mathbf{e}_3)^2 d\sigma. \end{aligned} \quad (2.57)$$

The scalar N_b is the squared Brunt-Väisälä frequency, defined by

$$N_b(\xi^3) = - \left(\frac{g^2}{\hat{c}_0(\xi^3)^2} + g \frac{\hat{\rho}'_0(\xi^3)}{\hat{\rho}_0(\xi^3)} \right). \quad (2.58)$$

The Brunt-Väisälä frequency, or buoyancy frequency, is closely related to the internal waves that appear in a stratified medium (Gill 1982, Chap. 6). In the ocean, the usual values of N_b are around $10^{-8} \text{ rad}^2 \text{ s}^{-2}$ (King *et al.* 2012).

The physical interpretation for the different terms in the energy is clearer when one writes the wave-like equation (2.46) in terms of the displacement \mathbf{d}_1 instead of the velocity \hat{U}_1 . Using $\partial_t \mathbf{d}_1 = \hat{U}_1$ and integrating Eq. (2.46) once in time with the vanishing initial conditions for the displacement, one obtains

$$\hat{\rho}_0 \frac{\partial^2 \mathbf{d}_1}{\partial t^2} - \nabla_{\xi} \left(\hat{\rho}_0 \hat{c}_0^2 \nabla_{\xi} \cdot \mathbf{d}_1 \right) - (\nabla_{\xi} \mathbf{d}_1)^T \hat{\rho}_0 \mathbf{g} + \hat{\rho}_0 \nabla_{\xi} \cdot \mathbf{d}_1 \mathbf{g} = 0 \text{ in } \hat{\Omega}. \quad (2.59)$$

The exact same steps of Appendix A, with \mathbf{d}_1 instead of \hat{U}_1 , yield the energy equation

$$\frac{d}{dt} \mathcal{E}_d = \int_{\hat{\Gamma}_b} \hat{\rho}_0 \left(c_0^2 \nabla_{\xi} \cdot \mathbf{d}_1 - \hat{\rho}_0 g \mathbf{d}_1 \cdot \mathbf{e}_3 \right) \hat{u}_{b,1} d\sigma, \quad (2.60)$$

with the energy

329

$$330 \quad \mathcal{E}_d = \int_{\hat{\Omega}} \hat{\rho}_0 \frac{1}{2} |\hat{U}_1|^2 d\xi + \frac{1}{2} \int_{\hat{\Omega}} \hat{\rho}_0 \left(\hat{c}_0 \nabla_{\xi} \cdot \mathbf{d}_1 - \frac{g}{\hat{c}_0} \mathbf{d}_1 \cdot \mathbf{e}_3 \right)^2 d\xi$$

$$331 \quad \quad \quad + \frac{1}{2} \int_{\hat{\Omega}} \hat{\rho}_0 N_b (\mathbf{d}_1 \cdot \mathbf{e}_3)^2 d\xi + \frac{1}{2} \int_{\Gamma_s} \hat{\rho}_0 g (\mathbf{d}_1 \cdot \mathbf{e}_3)^2 d\sigma. \quad (2.61)$$

332 The first term in Eq. (??) is the kinetic energy. We show that the second term of Eq. (??)
 333 corresponds to the acoustic energy. First, using Eq. (2.43) with the vanishing initial conditions
 334 yields $\hat{\rho}_0 \hat{c}_0^2 \cdot \nabla_{\xi} \mathbf{d}_1 = -\hat{p}_1$. We define then the acoustic pressure

$$335 \quad p_a = \hat{p}_1 - \nabla \hat{p}_0 \cdot \mathbf{d}_1. \quad (2.62)$$

336 Indeed, in Lagrangian coordinates, the pressure perturbation \hat{p}_1 has two contributions: the
 337 small variations in acoustic pressure, and the background pressure being evaluated at a new
 338 position. With the definition of p_a and the equation (2.17), it holds for the second term of
 339 (??)

$$340 \quad \frac{1}{2} \int_{\hat{\Omega}} \hat{\rho}_0 \left(\hat{c}_0 \nabla_{\xi} \cdot \mathbf{d}_1 - \frac{g}{\hat{c}_0} \mathbf{d}_1 \cdot \mathbf{e}_3 \right)^2 d\xi = \frac{1}{2} \int_{\hat{\Omega}} \frac{p_a^2}{\hat{\rho}_0 \hat{c}_0^2} d\xi, \quad (2.63)$$

341 which is the usual expression for the acoustic energy (Lighthill 1978). The last term of (??)
 342 is the potential energy associated to the surface waves. Finally, the third term of (??) is the
 343 potential energy associated to the internal gravity waves (Lighthill 1978), under the condition

$$344 \quad N_b > 0. \quad (2.64)$$

345 When N_b is positive, it is denoted $N_b = N^2$, where N is the buoyancy frequency. The sign
 346 of N_b depends on the choice of the state at equilibrium: $\hat{\rho}'_0 = d\hat{\rho}_0/dz$ has to be negative and
 347 satisfy

$$348 \quad \frac{|\hat{\rho}'_0|}{\hat{\rho}_0} > \frac{g}{\hat{c}_0^2}. \quad (2.65)$$

349 With the term in g^2/\hat{c}_0^2 , we see that the compressibility tends to take the fluid away from its
 350 equilibrium. The stratification of the fluid must be strong enough to counter this effect and
 351 keep the system stable (see the discussion in Gill 1982, Chap. 3). As a consequence, if one
 352 wants the model to preserve the energy of the system, the background density should not be
 353 assumed homogeneous. In the following, we assume that the fluid has a stable stratification,
 354 namely that the function N_b is assumed always positive. We will use the notation N^2 in the
 355 rest of this paper.

356

357 *Remark:* According to the equation of state (when the salinity is neglected) $\rho = f_{\rho}(p, T)$,
 358 the background density varies because of the variations in temperature and in pressure. The
 359 temperature profile can be chosen homogeneous, but the effect of gravity – see Eq. (2.17) –
 360 prevents the pressure to be independent of depth. Hence in a model with gravity, the fluid is
 361 always stratified with the density increasing with depth.

362

363 *Remark:* One can notice that the condition (??) is not explicit in Eq. (2.46) We obtain this
 364 condition when imposing that the energy \mathcal{E}_d is positive.

365 3. Derivation of simplified models

366 In order to compare with existing models, we present several simplifications of our model. We
 367 first show that in the barotropic case the system (2.46) - (2.48) is equivalent to the first-order
 368 scalar equation of Longuet-Higgins (1950). Our model also reduces to well-known models
 369 in the acoustic and incompressible asymptotic regimes, as demonstrated below. Further
 370 numerical implementations of our model will make it possible to quantify the impact of
 371 assumptions made in more simple models, in particular in the case of acoustic-gravity wave
 372 generation by earthquakes or landslides in the ocean.

373 3.1. The barotropic case

We consider the barotropic case, which is a very common assumption for the study of hydro-
 acoustic waves (see for example Longuet-Higgins (1950), Stiassnie (2010)). For a barotropic
 fluid the pressure is a function of the density only,

$$f_p(\rho, s) = f_p(\rho) = p.$$

374 Then, using Eq. (2.15) and the definition of the speed of sound,

$$375 \hat{\rho}'_0 = \hat{\rho}'_0 \frac{df_p}{d\rho}(\hat{\rho}_0) \Rightarrow -\hat{\rho}_0 g = \hat{\rho}'_0 \hat{c}_0^2, \quad (3.1)$$

376 meaning that the Brunt-Väisälä frequency vanishes, $N^2 = 0$. This corresponds to the case
 377 where the density is stratified because of the variation of pressure only. In order to use this
 378 equality, we divide Eq. (2.46) by $\hat{\rho}_0$,

$$379 \frac{\partial^2 \hat{U}_1}{\partial t^2} - \nabla_\xi \left(\hat{c}_0^2 \nabla_\xi \cdot \hat{U}_1 \right) - \left(\frac{\hat{\rho}'_0}{\hat{\rho}_0} \hat{c}_0^2 + g \right) \nabla_\xi \cdot \hat{U}_1 \mathbf{e}_3 + \nabla_\xi (\hat{U}_1 \cdot \mathbf{e}_3) g = 0, \quad (3.2)$$

380 and when Eq. (3.1) holds, the equation (3.2) can be simplified and reads

$$381 \frac{\partial^2 \hat{U}_1}{\partial t^2} - \nabla_\xi \left(\hat{c}_0^2 \nabla_\xi \cdot \hat{U}_1 \right) + \nabla_\xi (\hat{U}_1 \cdot \mathbf{e}_3) g = 0. \quad (3.3)$$

382 Taking the curl of Eq. (3.3) yields

$$383 \frac{\partial^2 \nabla_\xi \times \hat{U}_1}{\partial t^2} = 0 \text{ in } \hat{\Omega}. \quad (3.4)$$

384 With the vanishing initial conditions we obtain that the velocity of a barotropic fluid is
 385 irrotational. This is a well-known result, since the fluid is also inviscid and subject to a
 386 potential force only (Guyon 2001, Chap. 7). By the Helmholtz decomposition theorem
 387 (Girault & Raviart 1986) the fluid velocity is written as the gradient of a potential ψ defined
 388 up to a constant. The expression $\hat{U}_1 = \nabla_\xi \psi$ is used in Eq. (3.3), to obtain

$$389 \nabla_\xi \left(\frac{\partial^2 \psi}{\partial t^2} - \hat{c}_0^2 \Delta_\xi \psi + g \frac{\partial \psi}{\partial \xi^3} \right) = 0. \quad (3.5)$$

390 The potential ψ being defined up to a constant, it can always be sought as the solution of

$$391 \frac{\partial^2 \psi}{\partial t^2} - \hat{c}_0^2 \Delta_\xi \psi + g \frac{\partial \psi}{\partial \xi^3} = 0. \quad (3.6)$$

392 The equation (3.6) is multiplied by $\hat{\rho}_0 / \hat{c}_0^2$, and we use $g / \hat{c}_0^2 = -\hat{\rho}'_0 / \hat{\rho}_0$,

$$393 \frac{\hat{\rho}_0}{\hat{c}_0^2} \frac{\partial^2 \psi}{\partial t^2} - \hat{\rho}_0 \Delta_\xi \psi - \hat{\rho}'_0 \frac{\partial \psi}{\partial \xi^3} = 0. \quad (3.7)$$

394 And since $\hat{\rho}_0$ depends only on ξ^3 , the two last terms can be rewritten,

$$395 \quad \frac{\hat{\rho}_0}{\hat{c}_0^2} \frac{\partial^2 \psi}{\partial t^2} - \nabla_{\xi} \cdot (\hat{\rho}_0 \nabla_{\xi} \psi) = 0. \quad (3.8)$$

Hence ψ satisfies a wave equation. The boundary conditions are then deduced from Eq. (2.47) and Eq. (2.48),

$$\begin{cases} \nabla_{\xi} \psi \cdot \hat{\mathbf{n}}_b = \hat{u}_{b,1} \text{ on } \hat{\Gamma}_b, \\ \hat{c}_0^2 \Delta_{\xi} \psi = \frac{\partial^2 \psi}{\partial t^2} + g \frac{\partial \psi}{\partial \xi^3} = 0 \text{ on } \hat{\Gamma}_s. \end{cases} \quad (3.9)$$

396 The system (3.6),(3.7),(3.8) is the first-order system obtained in Longuet-Higgins (1950). In
397 Longuet-Higgins (1950), the derivation is quite different since the irrotationality assumption
398 is made independantly from the fact that the fluid is barotropic, and the boundary conditions
399 are obtained from a linearized surface condition. The linearization made in Longuet-Higgins
400 (1950) gives exactly the same result as the linearization strategy we have presented.

401 We show that the system (??),(3.7),(3.8) is energy-preserving. The equation (??) is
multiplied by $\partial_t \psi$ and integrated by parts,

$$\begin{aligned} 402 \quad & \int_{\hat{\Omega}} \frac{\hat{\rho}_0}{\hat{c}_0^2} \frac{\partial \psi}{\partial t} \frac{\partial^2 \psi}{\partial t^2} d\xi + \int_{\hat{\Omega}} \hat{\rho}_0 \nabla \left(\frac{\partial \psi}{\partial t} \right) \cdot \nabla \psi d\xi \\ 403 \quad & - \int_{\hat{\Gamma}_s} \hat{\rho}_0 \frac{\partial \psi}{\partial t} \nabla \psi \cdot \mathbf{e}_3 d\sigma + \int_{\hat{\Gamma}_b} \hat{\rho}_0 \frac{\partial \psi}{\partial t} \nabla \psi \cdot \mathbf{n}_b d\sigma = 0. \end{aligned} \quad (3.11)$$

405 With the boundary conditions (3.7) - (3.8) and after simplifications it holds

$$406 \quad \frac{d}{dt} \mathcal{E}_{bar} = - \int_{\Gamma_b} \hat{\rho}_0 \frac{\partial \psi}{\partial t} \hat{u}_{b,1} d\sigma, \quad (3.12)$$

407 where the energy \mathcal{E}_{bar} is defined by

$$408 \quad \mathcal{E}_{bar} = \frac{1}{2} \int_{\hat{\Omega}} \frac{\hat{\rho}_0}{\hat{c}_0^2} \left(\frac{\partial \psi}{\partial t} \right)^2 d\xi + \frac{1}{2} \int_{\hat{\Omega}} \hat{\rho}_0 |\nabla \psi|^2 d\xi + \frac{1}{2} \int_{\Gamma_s} \frac{\hat{\rho}_0}{g} \left(\frac{\partial \psi}{\partial t} \right)^2 d\xi. \quad (3.13)$$

409 The first term of Eq. (3.10) is the acoustic energy. Indeed, with (??) and (3.1) one can show
410 that the acoustic pressure p_a and the potential ψ satisfy the usual relation $p_a = -\hat{\rho}_0 \partial_t \psi$
411 (Lighthill 1978, Chap.3). The second term of (3.10) is the kinetic energy. Finally, with
412 (3.8), one sees that the third term of (3.10) is the potential energy of the surface waves. In
413 order to obtain the energy equation for the barotropic system (??), it is necessary to use the
414 background density $\hat{\rho}_0$ even if it does not appear in Eq. (??). The correct manipulation for
415 writing the energy equation was found by comparison with the general case described by Eq.
416 (2.46).

Finally, note that when assuming a homogeneous density in the equation (??), the system (??)-(3.8) reduce to

$$\begin{cases} \frac{\partial^2 \psi}{\partial t^2} - \hat{c}_0^2 \Delta \psi = 0 \text{ in } \hat{\Omega} \end{cases} \quad (3.14)$$

$$\begin{cases} \nabla_{\xi} \psi \cdot \hat{\mathbf{n}}_b = \hat{u}_{b,1} \text{ on } \hat{\Gamma}_b, \end{cases} \quad (3.15)$$

$$\begin{cases} \frac{\partial^2 \psi}{\partial t^2} + g \frac{\partial \psi}{\partial \xi^3} = 0 \text{ on } \hat{\Gamma}_s. \end{cases} \quad (3.16)$$

417 and the energy equation (3.10) is not modified by this assumption. However, assuming a

418 homogeneous density is not compatible with the derivation of the system (??)-(3.8), which
 419 relies on the equality $g/\hat{c}_0^2 = -\hat{\rho}'_0/\hat{\rho}_0$. The model (??)-(??) can be understood as a barotropic
 420 model with the additional assumption that both $-\hat{\rho}'_0/\hat{\rho}_0$ and g/\hat{c}_0^2 are neglected inside the
 421 domain.

422 3.2. Two asymptotic regimes of the system

423 In this section we write the limit models for two asymptotic regimes of the system (2.46)-
 424 (2.48). We consider the incompressible regime, where the acoustic waves are neglected, and
 425 the acoustic regime, where the effect of gravity is neglected. The wave equation (2.46) is
 426 written in non-dimensional form, and we show that it depends on a small non-dimensional
 427 parameter. A simplified model is then obtained by passing formally to the limit when the
 428 small parameter vanishes. By making the appropriate choice for the time scale we obtain first
 429 an incompressible approximation, then an acoustic approximation.

430 3.2.1. Non-dimensional equation

431 We introduce the following characteristic scales for the system: a time τ , a horizontal scale L ,
 432 a vertical scale H , a density $\bar{\rho}$, and a fluid velocity U . Since the speed of sound is not assumed
 433 constant, we denote by C its characteristic magnitude. Finally, the surface waves velocity is
 434 of the order of \sqrt{gH} (Constantin 2009). We focus on a non-shallow water formulation, hence
 435 we take $L = H$. For a shallow water version of the equation one would choose $H \ll L$.

436 Two dimensionless numbers are introduced: the Froude number and the Mach number,
 437 respectively defined by

$$438 \quad \text{Fr} = \frac{U}{\sqrt{gH}}, \quad \text{Ma} = \frac{U}{C}. \quad (3.17)$$

439 To fix the idea, we choose the following numerical values respectively for the speed of
 440 sound, the fluid velocity and the surface waves velocity: $C \sim 1480 \text{ m s}^{-1}$, $U \sim 1 \text{ m s}^{-1}$ and
 441 $\sqrt{gH} \sim 100 \text{ m s}^{-1}$. The dimensionless numbers are then

$$442 \quad \text{Fr} = 0.01, \quad \text{Ma} = 6.10^{-4}. \quad (3.18)$$

443 The characteristic scale for time will be fixed later, as it will depend on the regime we want
 444 to study. The variables are put in non-dimensional form and the dimensionless variables are
 445 denoted with a $\tilde{\cdot}$, except for the space and time variable for the sake of conciseness. The
 446 adimensionned domain is denoted by $\tilde{\Omega}$ and its surface and bottom boundary are respectively
 447 $\tilde{\Gamma}_s$ and $\tilde{\Gamma}_b$. The non-dimensional system reads, after simplification by the factor $\bar{\rho}U$,

$$448 \quad \frac{\tilde{\rho}_0}{\tau^2} \frac{\partial^2 \tilde{\mathbf{U}}_1}{\partial t^2} - \frac{C^2}{L^2} \nabla_{\xi} \left(\tilde{\rho}_0 \tilde{c}_0^2 \nabla_{\xi} \cdot \tilde{\mathbf{U}}_1 \right) + \frac{g}{L} \tilde{\rho}_0 \left(\nabla_{\xi} (\tilde{\mathbf{U}}_1 \cdot \mathbf{e}_3) - \nabla_{\xi} \cdot \tilde{\mathbf{U}}_1 \mathbf{e}_3 \right) = 0, \quad (3.19)$$

with the boundary conditions

$$\begin{cases} \tilde{\mathbf{U}}_1 \cdot \tilde{\mathbf{n}}_b = \tilde{u}_{b,1} & \text{on } \tilde{\Gamma}_b, \\ \nabla_{\xi} \cdot \tilde{\mathbf{U}}_1 = 0 & \text{on } \tilde{\Gamma}_s, \end{cases} \quad (3.20)$$

$$(3.21)$$

449 where $\tilde{u}_{b,1}$ is a dimensionless source term.

450 3.2.2. Incompressible limit

451 We show that in the incompressible regime, our model is an extension of the classical
 452 free-surface Poisson equation to the case of a variable background density.

453 In order to study the incompressible limit, the characteristic time τ is chosen to follow the

454 surface waves, which are much slower than the acoustic waves. We take $L/\tau = \sqrt{gH}$. The
455 equation (3.13) becomes

$$456 \quad \tilde{\rho}_0 \frac{\partial^2 \tilde{U}_1}{\partial t^2} - \frac{\text{Fr}}{\text{Ma}} \nabla_\xi \left(\tilde{\rho}_0 \tilde{c}_0^2 \nabla_\xi \cdot \tilde{U}_1 \right) + \tilde{\rho}_0 \left(\nabla_\xi (\tilde{U}_1 \cdot \mathbf{e}_3) - \nabla_\xi \cdot \tilde{U}_1 \mathbf{e}_3 \right) = 0. \quad (3.22)$$

457 The small parameter $\delta = \text{Ma}/\text{Fr} \sim 6 \cdot 10^{-2}$ is introduced in the equation,

$$458 \quad \tilde{\rho}_0 \frac{\partial^2 \tilde{U}_1}{\partial t^2} - \frac{1}{\delta^2} \nabla_\xi \left(\tilde{\rho}_0 \tilde{c}_0^2 \nabla_\xi \cdot \tilde{U}_1 \right) + \tilde{\rho}_0 \left(\nabla_\xi (\tilde{U}_1 \cdot \mathbf{e}_3) - \nabla_\xi \cdot \tilde{U}_1 \mathbf{e}_3 \right) = 0, \quad (3.23)$$

459 and the goal is now to calculate the limit of equation (3.17) when δ goes to zero. We make
460 the following ansatz for \tilde{U}_1 ,

$$461 \quad \tilde{U}_1 = \tilde{U}_{1,0} + \delta^2 \tilde{U}_{1,2} + \mathcal{O}(\delta^3), \quad (3.24)$$

462 where $\tilde{U}_{1,0}$, $\tilde{U}_{1,1}$ and $\tilde{U}_{1,2}$ are independant of δ . Since Eq. (3.17) has only even powers of δ ,
463 the term $\tilde{U}_{1,1}$ is equal to zero. Replacing \tilde{U}_1 by its ansatz in the wave equation (3.17) and
464 separating the powers of δ yields an equation for each term of the asymptotic developement
465 of \tilde{U}_1 . The equation obtained with the terms in δ^{-2} reads

$$466 \quad \nabla_\xi \left(\tilde{\rho}_0 \tilde{c}_0^2 \nabla_\xi \cdot \tilde{U}_{1,0} \right) = 0, \quad (3.25)$$

467 and the equation obtained with the terms δ^0 reads

$$468 \quad \tilde{\rho}_0 \frac{\partial^2 \tilde{U}_{1,0}}{\partial t^2} - \nabla_\xi \left(\tilde{\rho}_0 \tilde{c}_0^2 \nabla_\xi \cdot \tilde{U}_{1,2} \right) + \tilde{\rho}_0 \left(\nabla_\xi (\tilde{U}_{1,0} \cdot \mathbf{e}_3) - \nabla_\xi \cdot \tilde{U}_{1,0} \mathbf{e}_3 \right) = 0. \quad (3.26)$$

With the terms in δ^0 of the boundary conditions we have

$$\begin{cases} \nabla_\xi \cdot \tilde{U}_{1,0} = 0 & \text{on } \tilde{\Gamma}_s, \\ \tilde{U}_{1,0} \cdot \tilde{\mathbf{n}}_b = \tilde{u}_{b,1} & \text{on } \tilde{\Gamma}_b. \end{cases} \quad (3.27)$$

$$(3.28)$$

And the terms in δ^2 of the boundary conditions read

$$\begin{cases} \nabla_\xi \cdot \tilde{U}_{1,2} = 0 & \text{on } \tilde{\Gamma}_s, \\ \tilde{U}_{1,2} \cdot \tilde{\mathbf{n}}_b = 0 & \text{on } \tilde{\Gamma}_b. \end{cases} \quad (3.29)$$

$$(3.30)$$

469 We show now that the limit model represents an incompressible flow. The Helmholtz
470 decomposition of $\tilde{U}_{1,0}$ reads

$$471 \quad \tilde{U}_{1,0} = \nabla_\xi \varphi_{1,0} + \nabla_\xi \times \boldsymbol{\psi}_{1,0}, \quad (3.31)$$

472 where $\varphi_{1,0}$ vanishes on $\tilde{\Gamma}_s$ and $\tilde{\Gamma}_b$. Injecting the decomposition of $\tilde{U}_{1,0}$ in Eq. (3.19) yields

$$473 \quad \nabla_\xi \left(\tilde{\rho}_0 \tilde{c}_0^2 \Delta_\xi \varphi_{1,0} \right) = 0, \quad (3.32)$$

474 hence the term inside the gradient is constant in space. Since the velocity $\tilde{U}_{1,0}$ is equal to
475 zero at infinity, we obtain that $\Delta_\xi \varphi_{1,0} = 0$ in $\tilde{\Omega}$ (the quantity $\tilde{\rho}_0 \tilde{c}_0$ being always strictly
476 positive). With the vanishing boundary conditions for $\varphi_{1,0}$, we obtain that $\varphi_{1,0}$ is equal to
477 zero everywhere in $\tilde{\Omega}$. Then, taking the divergence of $\tilde{U}_{1,0}$ yields

$$478 \quad \nabla_\xi \cdot \tilde{U}_{1,0} = \nabla_\xi \cdot (\nabla_\xi \times \boldsymbol{\psi}_{1,0}) = 0, \quad (3.33)$$

479 hence $\tilde{U}_{1,0}$ is divergence-free.

480 Now, using the property $\nabla \cdot \tilde{\mathbf{U}}_{1,0}$ in the equation (3.20) and rearranging some terms, we
481 obtain

$$482 \quad \tilde{\rho}_0 \frac{\partial^2 \tilde{\mathbf{U}}_{1,0}}{\partial t^2} - \nabla_\xi \left(\tilde{\rho}_0 \tilde{c}_0^2 \nabla_\xi \cdot \tilde{\mathbf{U}}_{1,2} \right) + \nabla_\xi \left(\tilde{\rho}_0 \tilde{\mathbf{U}}_{1,0} \cdot \mathbf{e}_3 \right) - \tilde{\rho}'_0 (\tilde{\mathbf{U}}_{1,0} \cdot \mathbf{e}_3) \mathbf{e}_3 = 0. \quad (3.34)$$

483 Taking the curl of this equation yields

$$484 \quad \nabla_\xi \times \left(\tilde{\rho}_0 \frac{\partial^2 \tilde{\mathbf{U}}_{1,0}}{\partial t^2} - \tilde{\rho}'_0 (\tilde{\mathbf{U}}_{1,0} \cdot \mathbf{e}_3) \mathbf{e}_3 \right) = 0, \quad (3.35)$$

485 This means that these terms can be expressed as the gradient of a potential function defined
486 up to a constant and denoted $-\tilde{\varphi}_0$,

$$487 \quad \tilde{\rho}_0 \frac{\partial^2 \tilde{\mathbf{U}}_{1,0}}{\partial t^2} - \tilde{\rho}'_0 (\tilde{\mathbf{U}}_{1,0} \cdot \mathbf{e}_3) \mathbf{e}_3 = -\nabla_\xi \tilde{\varphi}_0. \quad (3.36)$$

488 The new function $\tilde{\varphi}_0$ can be understood as the Lagrange multiplier for the incompressibility
489 constraint. However, one must be cautious that $\tilde{\varphi}_0$ is not similar to a pressure in this case, and
490 rather plays the role of a velocity potential, as we will see later in the case of homogeneous
491 density. The function $\tilde{\varphi}_0$ can be expressed differently. By using the definition (3.30) in the
492 equation (3.28) we have

$$493 \quad \nabla_\xi \left(-\tilde{\varphi}_0 - \tilde{\rho}_0 \tilde{c}_0^2 \nabla_\xi \cdot \tilde{\mathbf{U}}_{1,2} + \tilde{\rho}_0 \tilde{\mathbf{U}}_{1,0} \cdot \mathbf{e}_3 \right) = 0, \quad (3.37)$$

494 and since the potential $\tilde{\varphi}_0$ is defined up to a constant, it can be chosen such that, in $\hat{\Omega}$, we
495 have

$$496 \quad \tilde{\varphi}_0 = -\tilde{\rho}_0 \tilde{c}_0^2 \nabla_\xi \cdot \tilde{\mathbf{U}}_{1,2} + \tilde{\rho}_0 \tilde{\mathbf{U}}_{1,0} \cdot \mathbf{e}_3. \quad (3.38)$$

497 We deduce from this equality and (3.23) the boundary condition

$$498 \quad \tilde{\varphi}_0 = \tilde{\rho}_0 \tilde{\mathbf{U}}_{1,0} \cdot \mathbf{e}_3 \quad \text{on } \tilde{\Gamma}_s. \quad (3.39)$$

To recover a dimensional system, the terms are multiplied by their corresponding character-
istic scales, and $\hat{\varphi}_0 = \bar{\rho} U \tilde{\varphi}_0$ is defined. The limit solution $\hat{\mathbf{U}}_{1,0} = U \tilde{\mathbf{U}}_{1,0}$ satisfies

$$\begin{cases} \hat{\rho}_0 \frac{\partial^2 \hat{\mathbf{U}}_{1,0}}{\partial t^2} - g \hat{\rho}'_0 (\hat{\mathbf{U}}_{1,0} \cdot \mathbf{e}_3) \mathbf{e}_3 + g \nabla_\xi \hat{\varphi}_0 = 0 & \text{in } \hat{\Omega}, \\ \nabla_\xi \cdot \hat{\mathbf{U}}_{1,0} = 0 & \text{in } \hat{\Omega}, \end{cases} \quad (3.40)$$

with the boundary conditions

$$\begin{cases} \hat{\mathbf{U}}_{1,0} \cdot \hat{\mathbf{n}}_b = \hat{u}_{b,1} & \text{on } \hat{\Gamma}_b, \end{cases} \quad (3.42)$$

$$\begin{cases} \nabla_\xi \cdot \hat{\mathbf{U}}_{1,0} = 0 & \text{on } \hat{\Gamma}_s, \end{cases} \quad (3.43)$$

$$\begin{cases} \hat{\varphi}_0 = \hat{\rho}_0 \hat{\mathbf{U}}_{1,0} \cdot \mathbf{e}_3 & \text{on } \hat{\Gamma}_s, \end{cases} \quad (3.44)$$

499 We show that the model (3.34)-(3.38) preserves an energy. Taking the scalar product of
500 (3.34) with $\partial_t \tilde{\mathbf{U}}_{1,0}$ and integrating over $\hat{\Omega}$ yields

$$501 \quad \frac{1}{2} \frac{d}{dt} \int_{\hat{\Omega}} \hat{\rho}_0 \left| \frac{\partial \hat{\mathbf{U}}_{1,0}}{\partial t} \right|^2 d\xi - \int_{\hat{\Omega}} g \hat{\rho}'_0 (\hat{\mathbf{U}}_{1,0} \cdot \mathbf{e}_3) \mathbf{e}_3 \cdot \frac{\partial \hat{\mathbf{U}}_{1,0}}{\partial t} d\xi + \int_{\hat{\Omega}} g \frac{\partial \hat{\mathbf{U}}_{1,0}}{\partial t} \cdot \nabla_\xi \hat{\varphi}_0 d\xi = 0. \quad (3.45)$$

502 The last term of Eq. (3.39) is integrated by parts. With the vanishing divergence of $\hat{\mathbf{U}}_{1,0}$ and

503 the bottom condition (3.36) it holds

$$504 \quad \int_{\hat{\Omega}} g \frac{\partial \hat{U}_{1,0}}{\partial t} \cdot \nabla_{\xi} \hat{\varphi}_0 \, d\xi = \int_{\hat{\Gamma}_s} g \hat{\varphi}_0 \frac{\partial \hat{U}_{1,0}}{\partial t} \cdot \mathbf{e}_3 \, d\sigma - \int_{\hat{\Gamma}_b} g \hat{\varphi}_0 \frac{\partial \hat{u}_{b,1}}{\partial t} \, d\sigma, \quad (3.46)$$

then $\hat{\varphi}_0$ is replaced in the surface integral using Eq. (3.38),

$$505 \quad \frac{1}{2} \frac{d}{dt} \int_{\hat{\Omega}} \hat{\rho}_0 \left| \frac{\partial \hat{U}_{1,0}}{\partial t} \right|^2 \, d\xi - \int_{\hat{\Omega}} g \hat{\rho}'_0 (\hat{U}_{1,0} \cdot \mathbf{e}_3) \mathbf{e}_3 \cdot \frac{\partial \hat{U}_{1,0}}{\partial t} \, d\xi$$

$$506 \quad + \int_{\hat{\Gamma}_s} g \hat{\rho}_0 \hat{U}_{1,0} \cdot \mathbf{e}_3 \frac{\partial \hat{U}_{1,0}}{\partial t} \cdot \mathbf{e}_3 \, d\sigma = \int_{\hat{\Gamma}_b} g \hat{\varphi}_0 \frac{\partial \hat{u}_{b,1}}{\partial t} \, d\sigma. \quad (3.47)$$

508 By defining the energy

$$509 \quad \mathcal{E}_{incomp} = \frac{1}{2} \int_{\hat{\Omega}} \hat{\rho}_0 \left| \frac{\partial \hat{U}_{1,0}}{\partial t} \right|^2 \, d\xi - \frac{1}{2} \int_{\hat{\Omega}} g \hat{\rho}'_0 |\hat{U}_{1,0} \cdot \mathbf{e}_3|^2 \, d\xi + \frac{1}{2} \int_{\hat{\Gamma}_s} g \hat{\rho}_0 |\hat{U}_{1,0} \cdot \mathbf{e}_3|^2 \, d\sigma, \quad (3.48)$$

510 the equation (3.39) can be formulated in the following way,

$$511 \quad \frac{d}{dt} \mathcal{E}_{incomp} = \int_{\Gamma_b} g \varphi_0 \frac{\partial \hat{u}_{b,1}}{\partial t}. \quad (3.49)$$

512 Each term of \mathcal{E}_{incomp} has the same interpretation as in \mathcal{E} . Note that the acoustic term of \mathcal{E} is
513 not present in \mathcal{E}_{incomp} . The potential energy associated to the internal waves is also written
514 differently, as in the formal limit $\hat{c}_0 \rightarrow \infty$ the buoyancy frequency reads $N^2 = -g\hat{\rho}'_0/\hat{\rho}_0$.

515

516 *Remark:* The condition $|\hat{\rho}'_0|/\hat{\rho}_0 > g/\hat{c}_0^2$ is no longer required because the destabilizing
517 effects in the energy equation (2.49) come from the compressibility, and here it is neglected.
518 This can be seen by formally assuming that the sound velocity is infinite, then the squared
519 buoyancy frequency reads $N^2 = -g\hat{\rho}'_0/\hat{\rho}_0$. Density must still decrease with depth, but can
520 be homogeneous.

521

522 The system (3.35)-(3.34) represents an incompressible fluid. However, this system is
523 different from the classical Poisson equation found in the litterature (Lighthill 1978) because
524 of the assumption of a nonhomogeneous background density. For the sake of comparison
525 with other models, assume now that the ocean at rest has a homogeneous density, $\hat{\rho}'_0 = 0$.
526 Taking the divergence of Eq. (3.34) yields

$$527 \quad \Delta_{\xi} \hat{\varphi}_0 = 0. \quad (3.50)$$

528 The boundary condition are written differently to ease the comparison. The bottom boundary
529 condition is obtained by taking the scalar product of Eq. (3.34) with $\hat{\mathbf{n}}_b$, and replacing the
530 first term with Eq. (3.36) differentiated twice in time,

$$531 \quad -\hat{\rho}_0 \frac{\partial^2 \hat{u}_{b,1}}{\partial t^2} - g \hat{\rho}'_0 (\hat{U}_{1,0} \cdot \mathbf{e}_3) \mathbf{e}_3 \cdot \hat{\mathbf{n}}_b + g \nabla_{\xi} \hat{\varphi}_0 \cdot \hat{\mathbf{n}}_b = 0. \quad (3.51)$$

532 For the surface condition, the equation (3.38) is differentiated twice in time and the term in
533 $\partial_{tt}^2 \hat{U}_{1,0}$ is replaced with (3.34),

$$534 \quad \frac{\partial^2 \hat{\varphi}_0}{\partial t^2} - g \hat{\rho}'_0 (\hat{U}_{1,0} \cdot \mathbf{e}_3) + g \frac{\partial \hat{\varphi}_0}{\partial \xi^3} = 0 \quad \text{on } \tilde{\Gamma}_s. \quad (3.52)$$

With the assumption of a homogeneous density, the boundary conditions (??), (??) read then

$$\begin{cases} \nabla_{\xi} \hat{\varphi}_0 \cdot \hat{\mathbf{n}}_b = -\hat{\rho}_0 g \hat{u}_{b,1} & \text{on } \hat{\Gamma}_b, \\ \frac{\partial^2 \hat{\varphi}_0}{\partial t^2} + g \frac{\partial \hat{\varphi}_0}{\partial \xi^3} = 0 & \text{on } \hat{\Gamma}_s. \end{cases} \quad (3.53)$$

535 The Poisson equation (3.44) with boundary conditions (3.45) - (3.46) is the system satisfied
 536 by the velocity flow of an incompressible homogeneous free-surface fluid (Lighthill 1978,
 537 Chap. 3.1). Note that it was required that $\hat{\rho}'_0 \neq 0$ in the system (2.46) to obtain an a priori
 538 positive energy. Here this assumption is dropped, however a rather simple expression for the
 539 preserved energy can be derived: multiplying Eq. (3.44) by $\partial_t \hat{\varphi}_0$, integrating by parts and
 using Eq. (3.45)- (3.46), we obtain

$$\begin{aligned} 540 \quad \int_{\hat{\Omega}} \Delta_{\xi} \hat{\varphi}_0 \frac{\partial \hat{\varphi}_0}{\partial t} d\xi &= - \int_{\hat{\Omega}} \nabla_{\xi} \varphi \cdot \nabla_{\xi} \left(\frac{\partial \hat{\varphi}_0}{\partial t} \right) d\xi \\ 541 \quad &- \int_{\Gamma_s} \frac{1}{g} \frac{\partial \hat{\varphi}_0}{\partial t} \frac{\partial^2 \hat{\varphi}_0}{\partial t^2} d\sigma + \int_{\Gamma_b} \hat{\rho}_0 g \frac{\partial \hat{\varphi}_0}{\partial t} \hat{u}_{b,1} d\sigma. \end{aligned} \quad (3.55)$$

543 We define the energy

$$544 \quad \mathcal{E}_{Poisson} = \frac{1}{2} \left(\int_{\hat{\Omega}} |\nabla_{\xi} \hat{\varphi}|^2 d\xi + \int_{\hat{\Gamma}_s} \frac{1}{g} \left(\frac{\partial \hat{\varphi}_0}{\partial t} \right)^2 d\sigma \right), \quad (3.56)$$

545 Then it holds

$$546 \quad \frac{d}{dt} \mathcal{E}_{Poisson} = - \int_{\Gamma_b} \hat{\rho}_0 g \frac{\partial \hat{\varphi}_0}{\partial t} \hat{u}_{b,1} d\sigma. \quad (3.57)$$

547 By comparison with the energy of the barotropic system (3.10), we see that the first term of
 548 (3.48) is the kinetic energy and the second term of (3.48) is the potential energy associated
 549 to the surface waves.

550 3.2.3. Acoustic limit

551 Another possible simplification of the system (2.46) - (2.48) is to keep only the acoustic
 552 terms. This choice is justified for short time scale, because the propagation speed of the
 553 acoustic waves and the gravity waves have different orders of magnitude (Longuet-Higgins
 554 1950). Here we show that in the acoustic limit, the model reduces to a classical acoustic
 555 equation.

556 With the timescale $L/\tau = C$, corresponding to the acoustic wave, and with the same small
 557 parameter $\delta = \text{Ma}/\text{Fr}$ as before, the system (3.13) becomes

$$558 \quad \tilde{\rho}_0 \frac{\partial^2 \tilde{U}_1}{\partial t^2} - \nabla_{\xi} \left(\tilde{\rho}_0 \tilde{c}_0^2 \nabla_{\xi} \cdot \tilde{U}_1 \right) + \delta^2 \tilde{\rho}_0 \left(\nabla_{\xi} (\tilde{U}_1 \cdot \mathbf{e}_3) - \nabla_{\xi} \cdot \tilde{U}_1 \mathbf{e}_3 \right) = 0 \quad \text{in } \tilde{\Omega}, \quad (3.58)$$

With the boundary conditions

$$\begin{cases} \tilde{U}_1 \cdot \tilde{\mathbf{n}}_b = \tilde{u}_{b,1} & \text{on } \tilde{\Gamma}_b, \\ \nabla_{\xi} \cdot \tilde{U}_1 = 0 & \text{on } \tilde{\Gamma}_s. \end{cases} \quad (3.59)$$

559 As before, we make the following ansatz for \tilde{U}_1 ,

$$560 \quad \tilde{U}_1 = \tilde{U}_{1,0} + \delta^2 \tilde{U}_{1,2} + \mathcal{O}(\delta^3). \quad (3.61)$$

562 One can see that the limit term $\delta \rightarrow 0$ for the volumic equation (3.50) is

$$563 \quad \tilde{\rho}_0 \frac{\partial^2 \tilde{U}_{1,0}}{\partial t^2} - \nabla_\xi \left(\tilde{\rho}_0 \tilde{c}_0^2 \nabla_\xi \cdot \tilde{U}_{1,0} \right) = 0. \quad (3.62)$$

564 Taking the curl of this equation yields

$$565 \quad \frac{\partial^2}{\partial t^2} \left(\nabla_\xi \times (\tilde{\rho}_0 \tilde{U}_{1,0}) \right) = 0, \quad (3.63)$$

566 hence the curl of $\tilde{\rho}_0 \tilde{U}_{1,0}$ is affine in time. Moreover, it is equal to zero due to the vanishing
567 initial conditions. By the Helmholtz decomposition theorem, the term $\tilde{\rho}_0 \tilde{U}_{1,0}$ can be expressed
568 as the gradient of some function $\tilde{\psi}_0$ defined up to a constant,

$$569 \quad \tilde{\rho}_0 \tilde{U}_{1,0} = \nabla_\xi \tilde{\psi}_0. \quad (3.64)$$

570 By substituting in equation (3.54) we have

$$571 \quad \nabla_\xi \left(\frac{\partial^2 \tilde{\psi}_0}{\partial t^2} - \tilde{\rho}_0 \tilde{c}_0^2 \nabla_\xi \cdot \left(\tilde{\rho}_0^{-1} \nabla_\xi \tilde{\psi}_0 \right) \right) = 0, \quad (3.65)$$

572 then it holds

$$573 \quad \frac{\partial^2 \tilde{\psi}_0}{\partial t^2} - \tilde{\rho}_0 \tilde{c}_0^2 \nabla_\xi \cdot \left(\tilde{\rho}_0^{-1} \nabla_\xi \tilde{\psi}_0 \right) = 0, \quad (3.66)$$

574 since $\tilde{\psi}_0$ is defined up to a constant. We need the boundary conditions to conclude. Evaluating
575 (3.54) at the surface yields

$$576 \quad \tilde{\rho}_0 \frac{\partial^2 \tilde{U}_{1,0}}{\partial t^2} - \frac{\partial}{\partial \xi^3} \left(\tilde{\rho}_0 \tilde{c}_0^2 \nabla_\xi \cdot \tilde{U}_{1,0} \right) \mathbf{e}_3 = 0 \quad \text{on } \tilde{\Gamma}_s. \quad (3.67)$$

577 Using the surface condition (3.52) in the equation (3.59) yields

$$578 \quad \tilde{\rho}_0 \frac{\partial^2 \tilde{U}_{1,0}}{\partial t^2} = 0 \quad \text{on } \tilde{\Gamma}_s. \quad (3.68)$$

579 With the definition of the potential $\tilde{\psi}_0$ it holds

$$580 \quad \frac{\partial^2 \nabla \tilde{\psi}_0}{\partial t^2} = 0 \quad \text{on } \tilde{\Gamma}_s, \quad (3.69)$$

581 hence one has

$$582 \quad \frac{\partial^2 \tilde{\psi}_0}{\partial t^2} = C(t) \quad \text{on } \tilde{\Gamma}_s, \quad (3.70)$$

583 where C does not depend on space. Moreover, since $\tilde{\psi}_0$ vanishes at infinity the constant C
584 is equal to zero, hence $\partial_{tt}^2 \tilde{\psi}_0 = 0$ on $\tilde{\Gamma}_s$. With the vanishing initial conditions this implies
585 that $\tilde{\psi}_0 = 0$ on $\tilde{\Gamma}_s$. To recover a dimensional system, the terms are multiplied by their
586 corresponding characteristic scales, and $\hat{\psi}_0 = \bar{\rho} U L \tilde{\psi}_0$ is defined. The system reads then

$$587 \quad \frac{\partial^2 \hat{\psi}_0}{\partial t^2} - \hat{\rho}_0 \hat{c}_0^2 \nabla_\xi \cdot \left(\hat{\rho}_0^{-1} \nabla_\xi \hat{\psi}_0 \right) = 0 \quad \text{in } \hat{\Omega}, \quad (3.71)$$

with the boundary conditions

$$\begin{cases} \nabla_\xi \hat{\psi}_0 \cdot \hat{\mathbf{n}}_b = \hat{u}_{b,1} & \text{on } \hat{\Gamma}_b, \\ \hat{\psi}_0 = 0 & \text{on } \hat{\Gamma}_s. \end{cases} \quad (3.72)$$

$$(3.73)$$

588 The system (3.60)-(3.62) is the classical wave equation for the potential $\hat{\psi}_0$, with a propagation
589 speed \hat{c}_0^2 and a non-homogeneous density.

590 An energy equation can be obtained by multiplying Eq. (3.60) by $\partial_t \psi / (\rho_0 \hat{c}_0^2)$ and
591 integrating over the domain. The result reads after an integration by parts

$$592 \quad \frac{d}{dt} \mathcal{E}_{acoustic} = - \int_{\hat{\Gamma}_b} \frac{1}{\hat{\rho}_0} \frac{\partial \hat{\psi}_0}{\partial t} \hat{u}_{b,1} d\sigma, \quad (3.74)$$

593 where the acoustic energy is

$$594 \quad \mathcal{E}_{acoustic} = \frac{1}{2} \int_{\hat{\Omega}} \frac{1}{\hat{\rho}_0 \hat{c}_0^2} \left(\frac{\partial \hat{\psi}_0}{\partial t} \right)^2 d\xi + \frac{1}{2} \int_{\hat{\Omega}} \frac{1}{\hat{\rho}_0} |\nabla \hat{\psi}_0|^2 d\xi. \quad (3.75)$$

595 With the same analysis as in the previous cases, one can show that the first term of (3.64) is
596 the acoustic energy, and the second term is the kinetic energy.

597

598 *Remark:* In the sections 3.2.2 and 3.2.3, the equations (3.44) - (3.46) and (3.60)-(3.62)
599 use the Lagrangian description whereas the equations from the literature use the Eulerian
600 description. In the general case, the use of different coordinate systems would cause two
601 problems. First, when doing the change of coordinates, new terms should appear from the
602 space or time differentiation. Second, the description of the domain is different, and this
603 implies that the boundary conditions are not evaluated at the same location. In the next
604 section we will show that the first problem does not exist in our case, due to the lack of a
605 background velocity. As for the second problem, the linear eulerian models are obtained by
606 evaluating the boundary conditions at a fixed water height. To this regard they use the same
607 boundary as if they were in a Lagrangian description of the domain, so that the comparison
608 remains valid.

609

610 The equations with their boundary conditions and the associated energy, for the general
611 model and its different simplifications, are summarized in Table 1.

612 4. The model in Eulerian coordinates

613 The equations we have been working on are defined on the reference domain $\hat{\Omega}$. However, the
614 linear equations for the acoustic-gravity waves are generally written in Eulerian coordinates.
615 In order to compare our model with those from the literature, the equations must be
616 formulated on the moving domain $\Omega(t)$. In this section we present a method to write the
617 system in Eulerian coordinate.

618

4.1. General method

619 The aim is to write the equation on a moving domain $\Omega(t)$, hence a transformation $\phi : \hat{\Omega} \rightarrow$
620 $\Omega(t)$ is needed. We start by using a first order approximation of the real transformation ϕ .
621 The transformation ϕ is developed for small displacements,

$$622 \quad \phi(\xi, t) = \mathbb{I} + \varepsilon \phi_1(\xi, t) + \mathcal{O}(\varepsilon^2). \quad (4.1)$$

623 Let $\phi_\varepsilon(\xi, t) = \mathbb{I} + \varepsilon \phi_1(\xi, t)$ be its first order approximation. ϕ_ε is used to define the equivalent
624 domain and its boundary,

$$625 \quad \Omega_\varepsilon(t) = \phi_\varepsilon(\hat{\Omega}), \quad \Gamma_{s,eq} = (\phi_\varepsilon(\hat{\Gamma}_s)), \quad \Gamma_{b,eq} = (\phi_\varepsilon(\hat{\Gamma}_b)). \quad (4.2)$$

626 The coordinates on the equivalent domain are written $\mathbf{x} = (x, y, z)$. For any generic function
 627 $\hat{X}(\boldsymbol{\xi}, t)$ defined in $\hat{\Omega}$, a function $X(\mathbf{x}, t)$ is defined in Ω_ε by the following change of variables

$$628 \quad X(\mathbf{x}, t) = \hat{X}(\boldsymbol{\phi}_\varepsilon^{-1}(\mathbf{x}, t), t), \quad (4.3)$$

629 which is equivalent to

$$630 \quad \hat{X}(\boldsymbol{\xi}, t) = X(\boldsymbol{\phi}_\varepsilon(\boldsymbol{\xi}, t), t), \quad (4.4)$$

as long as $\boldsymbol{\phi}_\varepsilon$ is invertible. Then, if the function \hat{X} has a first-order approximation $\hat{X} = \hat{X}_0 + \varepsilon \hat{X}_1 + \mathcal{O}(\varepsilon^2)$, then the function X also has a first-order approximation $X = X_0 + \varepsilon X_1 + \mathcal{O}(\varepsilon^2)$ and it holds (see Appendix, Sec. B)

$$\left\{ \begin{array}{l} \nabla_\xi \hat{X}_0 = \nabla X_0, \\ \frac{\partial \hat{X}_0}{\partial t} = \frac{\partial X_0}{\partial t}, \end{array} \right. \quad (4.5)$$

$$\left\{ \begin{array}{l} \frac{\partial \hat{X}_0}{\partial t} = \frac{\partial X_0}{\partial t}, \\ \nabla_\xi \hat{X}_1 = (\nabla_\xi \mathbf{d}_1)^T \nabla X_0 + \nabla X_1, \end{array} \right. \quad (4.6)$$

$$\left\{ \begin{array}{l} \nabla_\xi \hat{X}_1 = (\nabla_\xi \mathbf{d}_1)^T \nabla X_0 + \nabla X_1, \\ \frac{\partial \hat{X}_1}{\partial t} = \frac{\partial X_1}{\partial t} + \mathbf{U}_1 \cdot \nabla X_0. \end{array} \right. \quad (4.7)$$

$$\left\{ \begin{array}{l} \frac{\partial \hat{X}_1}{\partial t} = \frac{\partial X_1}{\partial t} + \mathbf{U}_1 \cdot \nabla X_0. \end{array} \right. \quad (4.8)$$

631 In the following, when writing the equations satisfied by the free surface of Ω_ε , we will also
 632 use

$$633 \quad \frac{\partial \boldsymbol{\phi}_\varepsilon}{\partial t} = \varepsilon \hat{\mathbf{U}}_1. \quad (4.9)$$

634 4.2. The model in Eulerian coordinates

Using the change of variable (4.4) in the system (2.41)-(2.43) and with the equalities (4.5)-(4.8) we obtain the following system for $\mathbf{U}_1, p_1, \rho_1$ defined in Ω_ε ,

$$\left\{ \begin{array}{l} \rho_0 \frac{\partial \mathbf{U}_1}{\partial t} + \nabla p_1 = \rho_1 \mathbf{g}, \end{array} \right. \quad (4.10)$$

$$\left\{ \begin{array}{l} \frac{\partial \rho_1}{\partial t} + \nabla \cdot (\rho_0 \mathbf{U}_1) = 0, \end{array} \right. \quad (4.11)$$

$$\left\{ \begin{array}{l} \frac{\partial p_1}{\partial t} + \nabla p_0 \cdot \mathbf{U}_1 + \rho_0 c_0^2 \nabla \cdot \mathbf{U}_1 = 0. \end{array} \right. \quad (4.12)$$

And p_0, ρ_0 satisfy the limit equations

$$\left\{ \begin{array}{l} \frac{\partial \rho_0}{\partial t} = 0, \end{array} \right. \quad (4.13)$$

$$\left\{ \begin{array}{l} \nabla p_0 = \rho_0 \mathbf{g}. \end{array} \right. \quad (4.14)$$

635 In order to close the System (4.10)-(4.14), boundary conditions should be prescribed. To get
 636 a linear problem one wants to prescribe this condition on the fixed domain $\hat{\Omega}$. To do so we
 637 assume in the following that the equations (4.10)-(4.14) are defined in $\hat{\Omega}$. It would be true if
 638 $\hat{\Omega} \subset \Omega_\varepsilon$, but the inclusion is in general not verified. Because of this approximation, errors of
 639 order $\mathcal{O}(\varepsilon)$ may be introduced. For this reason the system in Lagrangian coordinates should
 640 be preferred, at least for future extension of this work.

641 Boundary conditions and free surface description

642 Following the approach of Nougier *et al.* (2015), we show that a description for the free
 643 surface can be obtained. In the following, the components of the fluid velocity are denoted
 644 $\mathbf{U}_1 = (U_1^1, U_1^2, U_1^3)^T$. The surface is defined by $\Gamma_{s,eq} = \boldsymbol{\phi}_\varepsilon(\hat{\Gamma}_s)$, and we assume that at each

645 time t it can be parametrized as the graph η_ε . The elevation η_ε is a function of x, y , and t
 646 and can be decomposed in the following way,

$$647 \quad \eta_\varepsilon(x, y, t) = H + \varepsilon\eta_1(x, y, t). \quad (4.15)$$

648 From the correspondence between the free surface and the particle displacement, it holds

$$649 \quad \phi_\varepsilon^3(\xi^1, \xi^2, H, t) = \eta_\varepsilon(x(\xi^1, \xi^2, H, t), y(\xi^1, \xi^2, H, t), t). \quad (4.16)$$

650 Differentiating (4.16) in time and using the equation (4.9) yields

$$651 \quad \varepsilon\hat{U}_1^3(\xi^1, \xi^2, H, t) = \frac{\partial\eta_\varepsilon}{\partial t} + \varepsilon\hat{U}_1^1(\xi^1, \xi^2, H, t) \frac{\partial\eta_\varepsilon}{\partial x} + \varepsilon\hat{U}_1^2(\xi^1, \xi^2, H, t) \frac{\partial\eta_\varepsilon}{\partial y}. \quad (4.17)$$

We use the change of variables $\phi_\varepsilon(\xi, t) = Id + \varepsilon\phi_1(\xi, t)$,

$$652 \quad \varepsilon U_1^3(\phi_\varepsilon(\xi^1, \xi^2, H, t), t) = \frac{\partial\eta_\varepsilon}{\partial t} + \varepsilon U_1^1(\phi_\varepsilon(\xi^1, \xi^2, H, t), t) \frac{\partial\eta_\varepsilon}{\partial x}$$

$$653 \quad + \varepsilon U_1^2(\phi_\varepsilon(\xi^1, \xi^2, H, t), t) \frac{\partial\eta_\varepsilon}{\partial y}. \quad (4.18)$$

655 After a Taylor developement and keeping only the terms in ε , it holds

$$656 \quad U_1^3(x, y, H, t) = \frac{\partial\eta_1}{\partial t}, \quad (4.19)$$

this is the linearized equation for the free surface. Then the dynamic boundary conditions are linearized. With the change of variables, the boundary conditions (2.17), (2.44) and (2.45) become

$$\begin{cases} U_1 \cdot \mathbf{n}_b = u_{b,1} & \text{on } \Gamma_{b,eq}, \\ p_0 = p^a & \text{on } \Gamma_{s,eq}, \\ p_1 = 0 & \text{on } \Gamma_{s,eq}. \end{cases} \quad (4.20)$$

658 If we linearize (4.22) only we would miss the first-order term coming from (4.21). From
 659 (4.21) and (4.22) we deduce the boundary condition for the pressure

$$660 \quad p_0 + \varepsilon p_1 = p^a \quad \text{on } \Gamma_{s,eq}. \quad (4.23)$$

661 A Taylor developement of p_0 and p_1 around $z = H$ on $\Gamma_{s,eq}$ yields

$$662 \quad p_0(H) + \varepsilon(p_1(x, y, H, t) + p_0'(H)\eta_1) + \mathcal{O}(\varepsilon^2) = p^a. \quad (4.24)$$

663 After an identification of the powers of ε it holds

$$664 \quad p_0(H) = p^a, \quad p_1(x, y, H, t) = \rho_0(x, y, H, t)g\eta_1(x, y, t). \quad (4.25)$$

665 In a similar way, the linearization of Eq. (4.20) reads

$$666 \quad U_1^3(x, y, z_b) - U_1^1(x, y, z_b) \partial_x z_b - U_1^2(x, y, z_b) \partial_y z_b = u_{b,1}(x, y, t). \quad (4.26)$$

667 Hence the equations for U_1, ρ_1, p_1 can be fully defined on the domain $\hat{\Omega}$, with an error in
 668 $\mathcal{O}(\varepsilon^2)$. Finally, note that the system (4.10)-(4.12) with the boundary conditions (4.25),(4.26)
 669 and the kinematic condition (4.19), is shown to be energy-preserving, locally as well as over
 670 a whole water column (Lighthill 1978; Lotto & Dunham 2015).

671 In this section we have derived the linear equation in Eulerian coordinates, even though
 672 an approximation on the domain in which the equations are defined was necessary. The
 673 computations of Sec. 4.1 also justify that in the absence of mean flow and with the evaluation
 674 of the boundary conditions at a fixed height, the linear system in Eulerian coordinates is

675 similar to the one in Lagrangian coordinate, up to terms in $O(\varepsilon^2)$. At the same time, the
 676 linearization in the Lagrangian coordinates is better defined. For this reason the system in
 677 Lagrangian coordinates is preferred for the rest of this work. We conclude this paper by the
 678 study of the dispersion relation obtained from Eq. (2.46).

679 5. Dispersion relation

680 A key aspect of wave models is the related dispersion relation, that we derive here from Eq.
 681 (2.46) and solve numerically. First note that if one defines the equivalent pressure p_ε , the
 682 equivalent density ρ_ε and the equivalent velocity \mathbf{U}_ε by

$$683 \quad p_\varepsilon = p_0 + \varepsilon p_1, \quad \rho_\varepsilon = \rho_0 + \varepsilon \rho_1, \quad \mathbf{U}_\varepsilon = \varepsilon \mathbf{U}_1, \quad (5.1)$$

then a combination of the equations (4.10)-(4.14) yields the following system for p_ε , ρ_ε and \mathbf{U}_ε ,

$$\begin{cases} \rho_0 \frac{\partial \mathbf{U}_\varepsilon}{\partial t} + \nabla p_\varepsilon = \rho_\varepsilon \mathbf{g} + O(\varepsilon^2), & (5.2) \\ \frac{\partial \rho_\varepsilon}{\partial t} + \nabla \cdot (\rho_0 \mathbf{U}_\varepsilon) = O(\varepsilon^2), & (5.3) \\ \frac{\partial p_\varepsilon}{\partial t} + \nabla p_0 \cdot \mathbf{U}_\varepsilon + \rho_0 c_0^2 \nabla \cdot \mathbf{U}_\varepsilon = O(\varepsilon^2). & (5.4) \end{cases}$$

684 This system is comparable – up to the terms in $O(\varepsilon^2)$ – to the system studied in the paper from
 685 Auclair *et al.* (2021). In Auclair *et al.* (2021), the author thoroughly analyze the dispersion
 686 relation for the model of a stratified compressible fluid with a constant sound speed.

687 In order to make the computations clearer, the problem is restricted to a 2-dimensional
 688 configuration in ξ^1 and ξ^3 . We also assume that the bottom is flat. Following the approach
 689 of Auclair *et al.* (2021), the wave angular frequency ω and the horizontal wave-number
 690 frequency k_x are defined, and we seek a solution of the form

$$691 \quad \hat{\rho}_0 \hat{\mathbf{U}}_1(\xi^1, \xi^3, t) = \begin{pmatrix} \tilde{U}^1(\xi^3) \\ \tilde{U}^3(\xi^3) \end{pmatrix} e^{i(k_x \xi^1 - \omega t)}. \quad (5.5)$$

692 First Eq. (2.46) is written differently to make the unknown $\hat{\rho}_0 \hat{\mathbf{U}}_1$ appear.

$$693 \quad \frac{\partial^2 \hat{\rho}_0 \hat{\mathbf{U}}_1}{\partial t^2} - \nabla_\xi (\hat{c}_0^2 \nabla_\xi \cdot (\hat{\rho}_0 \hat{\mathbf{U}}_1)) - \nabla_\xi \left(\frac{\hat{c}_0^2 N_0^2}{g} \rho_0 \hat{\mathbf{U}}_1 \cdot \mathbf{e}_3 \right) - g \nabla_\xi \cdot (\hat{\rho}_0 \hat{\mathbf{U}}_1) \mathbf{e}_3 = 0 \quad (5.6)$$

694 Injecting the ansatz (5.5) in Eq. (5.6) yields

$$695 \quad \omega^2 \tilde{U}^1 + ik_x \left(\hat{c}_0^2 (ik_x \tilde{U}^1 + (\tilde{U}^3)') + \frac{\hat{c}_0^2 N_0^2}{g} \tilde{U}^3 \right) = 0, \quad (5.7)$$

$$696 \quad \omega^2 \tilde{U}^3 + \partial_3 \left(\hat{c}_0^2 (ik_x \tilde{U}^1 + (\tilde{U}^3)') \right) + \partial_3 \left(\frac{\hat{c}_0^2 N_0^2}{g} \tilde{U}^3 \right) + g (ik_x \tilde{U}^1 + (\tilde{U}^3)') = 0. \quad (5.8)$$

698 Using the equation (5.7), the horizontal component \tilde{U}^1 is expressed as a function of the
 699 vertical component,

$$700 \quad \tilde{U}^1 = -ik_x \frac{\hat{c}_0^2 D (\tilde{U}^3)' + (\hat{c}_0^2 - gD) \tilde{U}^3}{D(\omega^2 - \hat{c}_0^2 k_x^2)}, \quad (5.9)$$

701 where D is a depth scale, defined by

$$702 \quad \frac{1}{D} = \frac{N^2}{g} + \frac{g}{\hat{c}_0^2} = \frac{\hat{\rho}'_0}{\hat{\rho}_0}. \quad (5.10)$$

703 We also define the quantity

$$704 \quad S = 2 \frac{\hat{c}'_0}{\hat{c}_0}. \quad (5.11)$$

705 Replacing \tilde{U}^1 in the equation (5.8) yields, after some computations,

$$706 \quad (\tilde{U}^3)'' + \left(\frac{1}{D} + \omega^2 S^2 \right) (\tilde{U}^3)' + \left(\frac{\omega^2}{\hat{c}_0^2} + k_x^2 \frac{N^2 - \omega^2}{\omega^2} - \frac{D'}{D^2} + S \left(\frac{g}{\hat{c}_0^2} + \frac{N^2}{g} \frac{\omega^2}{\omega^2 - \hat{c}_0^2 k_x^2} \right) \right) \tilde{U}^3 = 0. \quad (5.12)$$

707 In order to write an harmonic equation the following change of variable is made,

$$708 \quad \tilde{U}^3(z) = \tilde{U}^3(H) F(z) \exp \left(\int_z^H \frac{\alpha}{2} dz' \right), \quad \alpha = \frac{1}{D} + \omega^2 S. \quad (5.13)$$

709 Then $F(0) = 0$, $F(H) = 1$ and F satisfies the equation

$$710 \quad F'' + k_z^2 F = 0 \quad (5.14)$$

711 where the vertical wave-number k_z is defined by

$$712 \quad k_z^2 + k_x^2 \frac{N^2 - \omega^2}{\omega^2} + \frac{\omega^2}{\hat{c}_0^2} - \frac{1 + 2D'}{4D^2} - \frac{1}{2} \omega^2 S' \\ 713 \quad + S \left(\frac{g}{\hat{c}_0^2} + \frac{N^2}{g} \frac{\omega^2}{\omega^2 - \hat{c}_0^2 k_x^2} - \frac{\omega^2}{2D} - \frac{1}{4} \omega^4 S \right) = 0, \quad (5.15)$$

714 The equation (5.15) is the dispersion relation for the two wave-numbers k_x , k_z and the
715 frequency ω . It is a generalization of the inner dispersion relation in Auclair *et al.* (2021) to
716 the case of a non-constant sound speed. Indeed, with a constant sound speed one has $S = 0$
717 and (5.15) is exactly the inner dispersion relation in Auclair *et al.* (2021)..

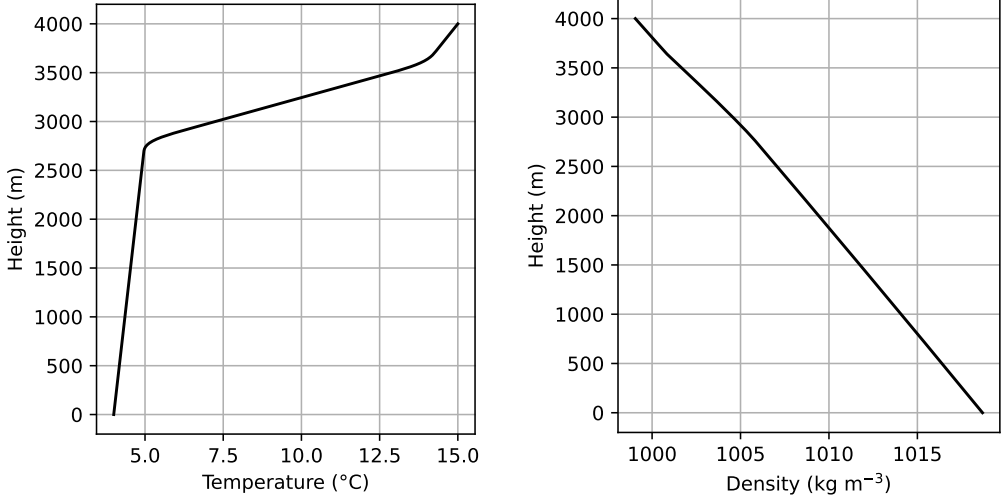
718

719 *Remark:* In the most general case, the scalars N , D and S depend on the depth z , hence
720 k_z also depends on z . It is then not clear whether the solution to Eq. (5.14) and the profile
721 \tilde{U}^3 , can be written explicitly. When k_z does not depend on z , as in the study from Auclair
722 *et al.* (2021), the expression of the profile \tilde{U}^3 is used with the boundary conditions to obtain
723 a boundary dispersion relation. In our case k_z is not a constant, and the boundary dispersion
724 relation is not easily deduced.

725 Numerical approximation of the dispersion relation

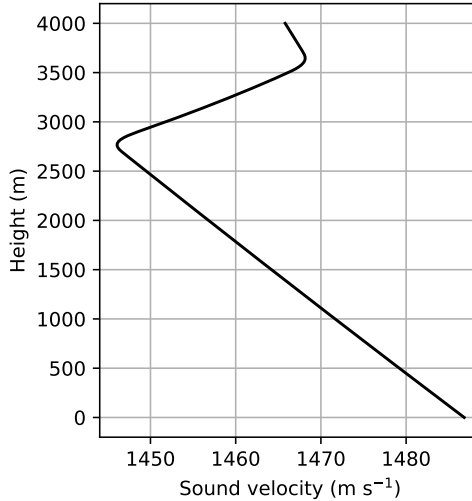
726 An evaluation of the equation (5.15) is possible once the limit state for the pressure and the
727 density is computed. The differential equation for the pressure (2.15) is numerically solved
728 for the temperature profile shown in figure 3a.

729 Then the density and the speed of sound are computed from the tabulations given in
730 IAPWS-SR7 (2009). Figure 3b, 3c show the obtained density and speed of sound. With
731 these profiles the dispersion relation (5.15) is computed. Figure 4 shows the contours of the
732 vertical wave-number as a function of the horizontal wave-number and the angular frequency,
733 at different depths. For the sake of comparison, the plotted variables are the adimensionned



(a) Temperature profile.

(b) Density.



(c) Sound velocity

Figure 3: Temperature, density and sound velocity profiles used for the computation of the dispersion relation where $\xi^3 = 0$ is the seafloor and $\xi^3 = 4000$ m is the ocean surface.

734 variables $\delta_x = k_x H$, $\delta_z = k_z H$ and $\log_{10}(\delta_\omega)$, where $\delta_\omega = \omega \sqrt{H/g}$.

735

736 Although Fig 4 is close to the one in the paper from Auclair *et al.* (2021), one can notice
 737 the influence of the ocean depth on the contours. This first result suggests that the variation
 738 of the parameters \hat{c}_0 , N , D with depth plays a non-negligible role in the waves dispersion.

739 6. Conclusion and future work

740 In this work we have presented a system describing the propagation of acoustic-gravity
 741 waves in a free-surface fluid over an varying bed (bathymetry) and with a variable sound

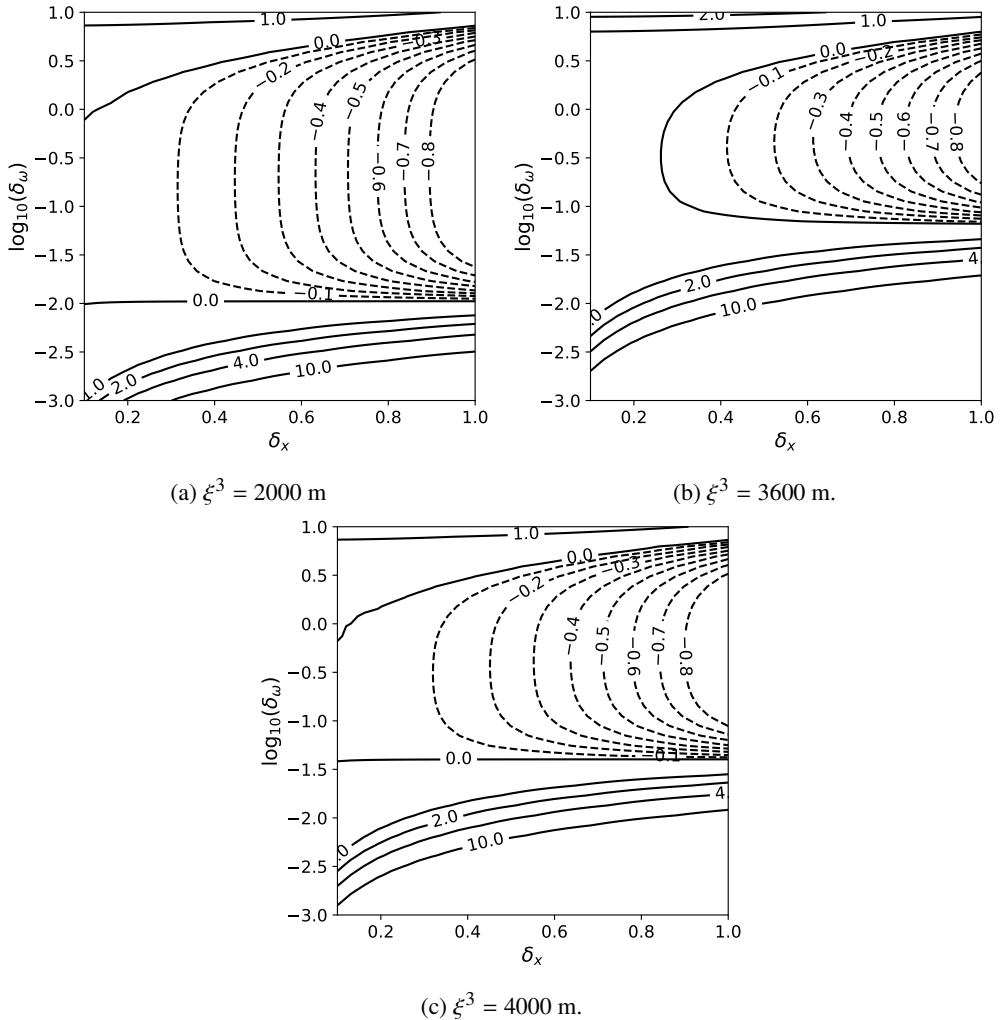


Figure 4: Contour of the vertical wave-number as a function of the horizontal wave-number δ_x and the angular frequency δ_ω , at different depths ξ^3 . **4a:** $\xi^3 = 2000$ m, **4b:** $\xi^3 = 3600$ m, **4c:** $\xi^3 = 4000$ m.

742 speed, applicable to describe in particular hydro-acoustic and tsunami waves generated by
 743 earthquakes or landslides in the ocean. Through a rigorous linearization of the compressible
 744 Euler equation we have obtained a model able to represent many physical phenomena, such
 745 as the SOFAR channel or the propagation of internal waves. The variety of these phenomena
 746 is well represented in the dispersion relation.

747 In the derivation only few assumptions are made and some common simplifying hypotheses
 748 were avoided. In particular, the fluid is not necessarily assumed barotropic and it is not
 749 assumed irrotational. Thanks to this approach, many terms representing different physical
 750 phenomena are kept in the wave-like equation. With a numerical approximation one could
 751 then compute their respective magnitude, and justify which terms can be neglected. Note
 752 also that in the present work the source term is a displacement of the seabed, but this is
 753 not restrictive and other source terms could be used (a change in the surface pressure for
 754 example).

755 With additional assumptions compatible with the derivation of the system, such as
 756 considering a barotropic fluid, or restricting the model to the incompressible regime or to the
 757 acoustic regime, we are able to recover simpler models widely studied in the literature. The
 758 mathematical study of the more complete model can help gain insight on the other ones. For
 759 example, we could clearly identify the assumptions made in the hydro-acoustic waves model
 760 used by Stiassnie (2010); Sammarco *et al.* (2013) and others. Namely, in those models the
 761 fluid is assumed barotropic, and the effects of stratification and gravity are neglected inside
 762 the domain. The study of the more complete model also helped to write the conservation
 763 of energy in each simplified case. The linear model in Lagrangian coordinates can also be
 764 used to recover the linearized Euler equations in Eulerian coordinates. This brings a clear
 765 understanding of the usual – nevertheless non satisfactory – assumption that is used to derive
 766 the aforementioned models in Eulerian coordinates.

767 The wave-like formulation of the model makes it a good candidate for a numerical
 768 approximation by the finite elements method. The fact that it preserves an energy suggests
 769 that the problem is well-posed, which motivates a more thorough study of the mathematical
 770 problem. Numerical implementation of this model will make it possible to simulate acoustic-
 771 gravity waves generated by earthquakes and landslide sources accounting for the complex
 772 bathymetry, thus contributing to improve early-warning systems. It will also help quantifying
 773 the errors made in more simple models, such as the hypothesis of an irrotational flow. These
 774 two aspects will be investigated in a future work.

775 **Funding.** This work was supported by grants from Région Ile-de-France and the project ERC-CG-2013-
 776 PE10-617472 SLIDEQUAKES and the European project DT-GEO (Digital Twin for GEOphysical Extremes).

777 **Declaration of interests.** The authors report no conflict of interest.

778 **Acknowledgements.** The authors thank the two reviewers for their thorough reading of the paper and for
 779 their useful suggestions.

REFERENCES

- 780 ABDOLALI, ALI, KADRI, USAMA & KIRBY, JAMES T. 2019 Effect of Water Compressibility, Sea-floor Elasticity,
 781 and Field Gravitational Potential on Tsunami Phase Speed. *Scientific Reports* **9** (1), 16874.
- 782 ABDOLALI, ALI, KIRBY, JAMES T. & BELLOTTI, GIORGIO 2015 Depth-integrated equation for hydro-acoustic
 783 waves with bottom damping. *Journal of Fluid Mechanics* **766**, R1.
- 784 ALLAIRE, GRÉGOIRE 2015 *Analyse numérique et optimisation, deuxième édition*. Les Éditions de l'École
 785 Polytechnique.
- 786 AUCLAIR, FRANCIS, DEBREU, LAURENT, DUVAL, EMILIE, MARCHESIELLO, PATRICK, BLAYO, ERIC & HILT,
 787 MARGOT 2021 Theory and analysis of acoustic-gravity waves in a free-surface compressible and
 788 stratified ocean. *Ocean Modelling* **168**, 31.
- 789 CAPLAN-AUERBACH, J., DZIAK, R. P., BOHNENSTIEHL, D. R., CHADWICK, W. W. & LAU, T.-K.
 790 2014 Hydroacoustic investigation of submarine landslides at West Mata volcano, Lau Basin:
 791 LANDSLIDES AT WEST MATA VOLCANO. *Geophysical Research Letters* **41** (16), 5927–5934.
- 792 CECIONI, C., BELLOTTI, G., ROMANO, A., ABDOLALI, A., SAMMARCO, P. & FRANCO, L. 2014 Tsunami Early
 793 Warning System based on Real-time Measurements of Hydro-acoustic Waves. *Procedia Engineering*
 794 **70**, 311–320.
- 795 CONSTANTIN, ADRIAN 2009 On the propagation of tsunami waves, with emphasis on the tsunami of 2004.
 796 *Discrete & Continuous Dynamical Systems - B* **12** (3), 525–537.
- 797 EWING, MAURICE, TOLSTOY, IVAN & PRESS, FRANK 1950 Proposed use of the T phase in tsunami warning
 798 systems*. *Bulletin of the Seismological Society of America* **40** (1), 53–58.
- 799 GILL, ADRIAN E. 1982 *Atmosphere-ocean dynamics*. *International geophysics series*. New York: Academic
 800 Press.
- 801 GIRAULT, VIVETTE & RAVIART, PIERRE-ARNAUD 1986 *Finite element methods for Navier-Stokes equations:
 802 theory and algorithms*, 1st edn. *Springer series in computational mathematics* 5. Berlin Heidelberg:
 803 Springer.

	Equation in $\hat{\Omega}$	Boundary conditions	Energy
General model (Sec. 2.3)	$\hat{\rho}_0 \frac{\partial^2 \hat{U}_1}{\partial t^2} - \nabla \left(\hat{\rho}_0 \hat{c}_0^2 \nabla \cdot \hat{U}_1 \right) - \rho_0 g \left((\nabla \hat{U}_1 \cdot \mathbf{e}_3) + \nabla \cdot \hat{U}_1 \mathbf{e}_3 \right) = 0$	$\hat{U}_1 \cdot \mathbf{n}_b = \hat{u}_{b,1}, \quad \hat{\Gamma}_b$ $\nabla \cdot \hat{U}_1 = 0, \quad \hat{\Gamma}_s$	$\mathcal{E} = \frac{1}{2} \int_{\hat{\Omega}} \hat{\rho}_0 \left(\left \frac{\partial \hat{U}_1}{\partial t} \right ^2 + \left(\hat{c}_0 \nabla \cdot \hat{U}_1 - \frac{g}{\hat{c}_0} \hat{U}_1 \cdot \mathbf{e}_3 \right)^2 \right) + \frac{1}{2} \int_{\hat{\Omega}} \hat{\rho}_0 N^2 (\hat{U}_1 \cdot \mathbf{e}_3)^2 d\xi + \frac{1}{2} \int_{\Gamma_s} \hat{\rho}_0 g (\hat{U}_1 \cdot \mathbf{e}_3)^2 d\sigma$
Barotropic case (Sec. 3.1)	$\frac{\hat{\rho}_0}{\hat{c}_0^2} \frac{\partial^2 \psi}{\partial t^2} - \nabla \cdot (\hat{\rho}_0 \nabla \psi) = 0, = 0,$ $\hat{U}_1 = \nabla \psi$	$\nabla \psi \cdot \hat{\mathbf{n}}_b = \hat{u}_{b,1}, \quad \hat{\Gamma}_b$ $\frac{\partial^2 \psi}{\partial t^2} + g \frac{\partial \psi}{\partial \xi^3} = 0, \quad \hat{\Gamma}_s$	$\mathcal{E}_{bar} = \frac{1}{2} \int_{\hat{\Omega}} \hat{\rho}_0 \left(\frac{1}{\hat{c}_0^2} \left(\frac{\partial \psi}{\partial t} \right)^2 + \nabla \psi ^2 \right) d\xi + \frac{1}{2} \int_{\Gamma_s} \frac{\hat{\rho}_0}{g} \left(\frac{\partial \psi}{\partial t} \right)^2 d\sigma$
Incompressible limit (Sec. 3.2.2)	$\hat{\rho}_0 \frac{\partial^2 \hat{U}_{1,0}}{\partial t^2} - g \hat{\rho}'_0 (\hat{U}_{1,0} \cdot \mathbf{e}_3) \mathbf{e}_3 + g \nabla \hat{\varphi}_0 = 0,$ $\nabla \cdot \hat{U}_{1,0} = 0$	$\hat{U}_{1,0} \cdot \hat{\mathbf{n}}_b = \hat{u}_{b,1}, \quad \hat{\Gamma}_b$ $\nabla \cdot \hat{U}_{1,0} = 0, \quad \hat{\Gamma}_s$ $\hat{\varphi}_0 = g \hat{\rho}_0 \hat{U}_{1,0} \cdot \mathbf{e}_3, \quad \hat{\Gamma}_s$	$\mathcal{E}_{incomp} = \frac{1}{2} \int_{\hat{\Omega}} \left(\hat{\rho}_0 \left \frac{\partial \hat{U}_{1,0}}{\partial t} \right ^2 - g \hat{\rho}'_0 \hat{U}_{1,0} \cdot \mathbf{e}_3 ^2 \right) d\xi + \frac{1}{2} \int_{\Gamma_s} g \hat{\rho}_0 \hat{U}_{1,0} \cdot \mathbf{e}_3 ^2 d\sigma$
Incompressible limit, homogeneous density (Sec. 3.2.2)	$\Delta \hat{\varphi}_0 = 0,$ $\frac{\partial^2 \hat{U}_{1,0}}{\partial t^2} = -\frac{g}{\hat{\rho}_0} \nabla \hat{\varphi}_0$	$\nabla \hat{\varphi}_0 \cdot \hat{\mathbf{n}}_b = -\hat{\rho}_0 g \hat{u}_{b,1}, \quad \hat{\Gamma}_b$ $\frac{\partial^2 \hat{\varphi}_0}{\partial t^2} + g \frac{\partial \hat{\varphi}_0}{\partial \xi^3} = 0, \quad \hat{\Gamma}_s$	$\mathcal{E}_{Poisson} = \frac{1}{2} \left(\int_{\hat{\Omega}} \nabla \hat{\varphi} ^2 d\xi + \int_{\Gamma_s} \frac{1}{g} \left(\frac{\partial \hat{\varphi}_0}{\partial t} \right)^2 d\sigma \right)$
Acoustic limit (Sec. 3.2.3)	$\frac{\partial^2 \hat{\psi}_0}{\partial t^2} - \hat{\rho}_0 \hat{c}_0^2 \nabla \cdot (\hat{\rho}_0^{-1} \nabla \hat{\psi}_0) = 0,$ $\hat{U}_1 = \nabla \hat{\psi}_0$	$\nabla \hat{\psi}_0 \cdot \hat{\mathbf{n}}_b = \hat{u}_{b,1}, \quad \hat{\Gamma}_b$ $\hat{\psi}_0 = 0, \quad \hat{\Gamma}_s$	$\mathcal{E}_{acoustic} = \frac{1}{2} \int_{\hat{\Omega}} \frac{1}{\hat{\rho}_0} \left(\hat{c}_0^2 \left(\frac{\partial \hat{\psi}_0}{\partial t} \right)^2 + \nabla \hat{\psi}_0 ^2 \right) d\xi$

Table 1: Summary of the equations, boundary conditions and energy for the general model and its simplifications. For conciseness the operator ∇_ξ and Δ_ξ are denoted respectively ∇ and Δ .

- 804 GODLEWSKI, EDWIGE, OLAZABAL, MARINA & RAVIART, PIERRE-ARNAUD 1999 On the linearization of
805 systems of conservation laws for fluids at a material contact discontinuity. *Journal de Mathématiques*
806 *Pures et Appliquées* **78** (10), 1013–1042.
- 807 GOMEZ, BERNABE & KADRI, USAMA 2021 Near real-time calculation of submarine fault properties using an
808 inverse model of acoustic signals. *Applied Ocean Research* **109**, 102557.
- 809 GUYON, ETIENNE, ed. 2001 *Physical hydrodynamics*. Oxford ; New York: Oxford University Press, oCLC:
810 ocm47048231.
- 811 HÄGG, LINUS & BERGGREN, MARTIN 2021 On the well-posedness of Galbrun’s equation. *Journal de*
812 *Mathématiques Pures et Appliquées* **150**, 112–133.
- 813 INTERNATIONAL ASSOCIATION FOR THE PROPERTIES OF WATER AND STEAM 2009 IAPWS SR7-09,
814 Supplementary Release on a Computationally Efficient Thermodynamic Formulation for Liquid
815 Water for Oceanographic Use.
- 816 JENSEN, FINN B., KUPERMAN, WILLIAM A., PORTER, MICHAEL B. & SCHMIDT, HENRIK 2011 *Computational*
817 *Ocean Acoustics*. New York, NY: Springer New York.
- 818 KADRI, USAMA & STIASSNIE, MICHAEL 2013 Generation of an acoustic-gravity wave by two gravity waves,
819 and their subsequent mutual interaction. *Journal of Fluid Mechanics* **735**, R6.
- 820 KING, BENJAMIN, STONE, MARK, ZHANG, H. P., GERKEMA, THEO, MARDER, M., SCOTT, ROBERT B. &
821 SWINNEY, HARRY L. 2012 Buoyancy frequency profiles and internal semidiurnal tide turning depths
822 in the oceans. *Journal of Geophysical Research: Oceans* **117**.
- 823 KOMATITSCH, DIMITRI & TROMP, JEROEN 1999 Introduction to the spectral element method for three-
824 dimensional seismic wave propagation. *Geophysical Journal International* **139** (3), 806–822.
- 825 KUEHNERT, J., MANGENEY, A., CAPDEVILLE, Y., MÉTAXIAN, J. P., BONILLA, L. F., STUTZMANN, E.,
826 CHALJUB, E., BOISSIER, P., BRUNET, C., KOWALSKI, P., LAURET, F. & HIBERT, C. 2020 Simulation
827 of Topography Effects on Rockfall-Generated Seismic Signals: Application to Piton de la Fournaise
828 Volcano. *Journal of Geophysical Research: Solid Earth* **125** (10).
- 829 LANNES, DAVID 2013 *The water waves problem: mathematical analysis and asymptotics. Mathematical*
830 *surveys and monographs* volume 188. Providence, Rhode Island: American Mathematical Society.
- 831 LEGENDRE, GUILLAUME 2003 Rayonnement acoustique dans un fluide en écoulement: analyse mathématique
832 et numérique de l’équation de Galbrun. PhD thesis, Paris VI.
- 833 LIGHTHILL, JAMES 1978 *Waves in fluids*. Cambridge University Press.
- 834 LONGUET-HIGGINS, M. S. 1950 A Theory of the Origin of Microseisms. *Philosophical Transactions of the*
835 *Royal Society of London. Series A, Mathematical and Physical Sciences* **243** (857), 1–35.
- 836 LOTTO, GABRIEL C. & DUNHAM, ERIC M. 2015 High-order finite difference modeling of tsunami generation
837 in a compressible ocean from offshore earthquakes. *Computational Geosciences* **19** (2), 327–340.
- 838 MAEDER, MARCUS, GABARD, GWÉNAËL & MARBURG, STEFFEN 2020 90 Years of Galbrun’s Equation:
839 An Unusual Formulation for Aeroacoustics and Hydroacoustics in Terms of the Lagrangian
840 Displacement. *Journal of Theoretical and Computational Acoustics* **28** (04), 2050017.
- 841 NOSOV, M. A. & KOLESOV, S. V. 2007 Elastic oscillations of water column in the 2003 Tokachi-oki tsunami
842 source: in-situ measurements and 3-D numerical modelling. *Natural Hazards and Earth System*
843 *Sciences* **7** (2), 243–249.
- 844 NOUGUIER, FRÉDÉRIC, CHAPRON, BERTRAND & GUÉRIN, CHARLES-ANTOINE 2015 Second-order Lagrangian
845 description of tri-dimensional gravity wave interactions. *Journal of Fluid Mechanics* **772**, 165–196.
- 846 SAMMARCO, P., CECIONI, C., BELLOTTI, G. & ABDOLALI, A. 2013 Depth-integrated equation for large-scale
847 modelling of low-frequency hydroacoustic waves. *Journal of Fluid Mechanics* **722**, R6.
- 848 SMITH, JEROME A. 2015 Revisiting Oceanic Acoustic Gravity Surface Waves. *Journal of Physical*
849 *Oceanography* **45** (12), 2953–2958.
- 850 STIASSNIE, MICHAEL 2010 Tsunamis and acoustic-gravity waves from underwater earthquakes. *Journal of*
851 *Engineering Mathematics* **67** (1-2), 23–32.
- 852 TOLSTOY, IVAN 1950 The T Phase of Shallow-Focus Earthquakes. *Bulletin of the Seismological Society of*
853 *America* **40** (1), 25–51.

854 **Appendix A.**

855 In this section an energy equation for the system (2.46) is obtained. Recall that the system
856 (2.46) reads in $\hat{\Omega}$,

$$857 \quad \hat{\rho}_0 \frac{\partial^2 \hat{U}_1}{\partial t^2} - \nabla_{\xi} \left(\hat{\rho}_0 \hat{c}_0^2 \nabla_{\xi} \cdot \hat{U}_1 \right) - (\nabla_{\xi} \hat{U}_1)^T \hat{\rho}_0 \mathbf{g} + \hat{\rho}_0 \nabla_{\xi} \cdot \hat{U}_1 \mathbf{g} = 0, \quad (\text{A } 1)$$

with the boundary conditions

$$\left\{ \begin{array}{l} \hat{U}_1 \cdot \mathbf{n}_b = \hat{u}_{b,1} \quad \text{on } \hat{\Gamma}_b, \\ \nabla_{\xi} \cdot \hat{U}_1 = 0 \quad \text{on } \hat{\Gamma}_s. \end{array} \right. \quad (\text{A } 2)$$

$$(\text{A } 3)$$

By taking the scalar product of (2.46) with $\partial_t \hat{U}_1$ and integrating over the domain we have

858

$$859 \quad \int_{\hat{\Omega}} \frac{\partial \hat{U}_1}{\partial t} \cdot \left(\hat{\rho}_0 \frac{\partial^2 \hat{U}_1}{\partial t^2} \right) d\xi - \int_{\hat{\Omega}} \frac{\partial \hat{U}_1}{\partial t} \cdot \left(\nabla_{\xi} \left(\hat{\rho}_0 \hat{c}_0^2 \nabla_{\xi} \cdot \hat{U}_1 \right) \right) d\xi$$

$$860 \quad + \int_{\hat{\Omega}} \frac{\partial \hat{U}_1}{\partial t} \cdot \left(\nabla_{\xi} (\hat{U}_1 \cdot \mathbf{e}_3) \hat{\rho}_0 g \right) d\xi - \int_{\hat{\Omega}} \frac{\partial \hat{U}_1}{\partial t} \cdot \left(\hat{\rho}_0 \nabla_{\xi} \cdot \hat{U}_1 g \mathbf{e}_3 \right) d\xi = 0. \quad (\text{A } 4)$$

861 For the first integral of (A 4) it holds

$$862 \quad \int_{\hat{\Omega}} \frac{\partial \hat{U}_1}{\partial t} \cdot \left(\hat{\rho}_0 \frac{\partial^2 \hat{U}_1}{\partial t^2} \right) d\xi = \frac{d}{dt} \int_{\hat{\Omega}} \hat{\rho}_0 \frac{1}{2} \left| \frac{\partial \hat{U}_1}{\partial t} \right|^2 d\xi. \quad (\text{A } 5)$$

863 The second term of (A 4) is integrated by parts, using $\nabla_{\xi} \cdot \hat{U}_1 = 0$ on the surface and
864 $\hat{U}_1 \cdot \hat{\mathbf{n}}_b = \hat{b}_1$ at the bottom (hence $\partial_t (\hat{U}_1 \cdot \hat{\mathbf{n}}_b) = \partial_t \hat{b}_1$),

$$865 \quad - \int_{\hat{\Omega}} \frac{\partial \hat{U}_1}{\partial t} \cdot \nabla_{\xi} \left(\hat{\rho}_0 \hat{c}_0^2 \nabla_{\xi} \cdot \hat{U}_1 \right) d\xi = \frac{1}{2} \frac{d}{dt} \int_{\hat{\Omega}} \hat{\rho}_0 \hat{c}_0^2 |\nabla_{\xi} \cdot \hat{U}_1|^2 d\xi$$

$$866 \quad - \int_{\hat{\Gamma}_b} \hat{\rho}_0 \hat{c}_0^2 \nabla_{\xi} \cdot \hat{U}_1 \frac{\partial \hat{u}_{b,1}}{\partial t} d\sigma. \quad (\text{A } 6)$$

867 For the computation of the two last integral of (A 4), we define

$$868 \quad (I) = \int_{\hat{\Omega}} \frac{\partial \hat{U}_1}{\partial t} \cdot \left(\nabla_{\xi} (\hat{U}_1 \cdot \mathbf{e}_3) \hat{\rho}_0 g \right) d\xi - \int_{\hat{\Omega}} \frac{\partial \hat{U}_1}{\partial t} \cdot \left(\hat{\rho}_0 \nabla_{\xi} \cdot \hat{U}_1 g \mathbf{e}_3 \right) d\xi, \quad (\text{A } 7)$$

869 an we denote by $\hat{\mathbf{n}}$ be the vector normal to the boundary $\partial \hat{\Omega}$. (I) is integrated by parts and
870 reads

$$871 \quad (I) = \int_{\partial \hat{\Omega}} \hat{\rho}_0 g \hat{U}_1 \cdot \mathbf{e}_3 \frac{\partial \hat{U}_1}{\partial t} \cdot \hat{\mathbf{n}} d\sigma - \int_{\hat{\Omega}} g \hat{U}_1 \cdot \mathbf{e}_3 \nabla_{\xi} \cdot \left(\hat{\rho}_0 \frac{\partial \hat{U}_1}{\partial t} \right) d\xi$$

$$872 \quad - \int_{\hat{\Omega}} \hat{\rho}_0 g \frac{\partial \hat{U}_1}{\partial t} \cdot \mathbf{e}_3 \nabla_{\xi} \cdot \hat{U}_1 d\xi. \quad (\text{A } 8)$$

873 The boundary term is simplified using $\partial_t (\hat{U}_1 \cdot \hat{\mathbf{n}}_b) = \partial_t \hat{b}_1$ at the bottom. On the boundary $\hat{\Gamma}_s$,
874 the surface is horizontal hence the normal vector is the unit vector \mathbf{e}_3 , so it holds

$$875 \quad (I) = \int_{\hat{\Gamma}_b} \hat{\rho}_0 g \hat{U}_1 \cdot \mathbf{e}_3 \frac{\partial \hat{b}_1}{\partial t} d\sigma + \int_{\hat{\Gamma}_s} \hat{\rho}_0 g \hat{U}_1 \cdot \mathbf{e}_3 \frac{\partial \hat{U}_1}{\partial t} \cdot \mathbf{e}_3 d\sigma$$

$$876 \quad - \int_{\hat{\Omega}} g \hat{U}_1 \cdot \mathbf{e}_3 \nabla_{\xi} \cdot \left(\hat{\rho}_0 \frac{\partial \hat{U}_1}{\partial t} \right) d\xi - \int_{\hat{\Omega}} \hat{\rho}_0 g \frac{\partial \hat{U}_1}{\partial t} \cdot \mathbf{e}_3 \nabla_{\xi} \cdot \hat{U}_1 d\xi. \quad (\text{A } 9)$$

877 Next we develop the gradient in the third integral of Eq. (A 9). Note that $\hat{\rho}_0$ depends only on
878 the vertical coordinate, then we have

$$879 \quad - \int_{\hat{\Omega}} g \hat{\mathbf{U}}_1 \cdot \mathbf{e}_3 \frac{\partial \hat{\mathbf{U}}_1}{\partial t} \cdot \nabla_{\xi} \hat{\rho}_0 = - \int_{\hat{\Omega}} g \hat{\mathbf{U}}_1 \cdot \mathbf{e}_3 \frac{\partial \hat{\mathbf{U}}_1 \cdot \mathbf{e}_3}{\partial t} \frac{d\hat{\rho}_0}{d\xi^3} = - \frac{1}{2} \frac{d}{dt} \int_{\hat{\Omega}} \hat{\rho}'_0 g |\hat{\mathbf{U}}_1 \cdot \mathbf{e}_3|^2, \quad (\text{A } 10)$$

hence we obtain

$$880 \quad (I) = \int_{\hat{\Gamma}_b} \hat{\rho}_0 g \hat{\mathbf{U}}_1 \cdot \mathbf{e}_3 \frac{\partial \hat{b}_1}{\partial t} d\sigma + \frac{1}{2} \frac{d}{dt} \int_{\hat{\Gamma}_s} \hat{\rho}_0 g |\hat{\mathbf{U}}_1 \cdot \mathbf{e}_3|^2 d\sigma$$

$$881 \quad - \frac{1}{2} \frac{d}{dt} \int_{\hat{\Omega}} g \hat{\rho}'_0 |\hat{\mathbf{U}}_1 \cdot \mathbf{e}_3|^2 d\xi - \int_{\hat{\Omega}} \hat{\rho}_0 g \hat{\mathbf{U}}_1 \cdot \mathbf{e}_3 \frac{\partial}{\partial t} (\nabla_{\xi} \cdot \hat{\mathbf{U}}_1) d\xi$$

$$882 \quad - \int_{\hat{\Omega}} \hat{\rho}_0 g \frac{\partial \hat{\mathbf{U}}_1}{\partial t} \cdot \mathbf{e}_3 \nabla_{\xi} \cdot \hat{\mathbf{U}}_1 d\xi. \quad (\text{A } 11)$$

The two last terms of (A 11) are put together,

$$883 \quad (I) = \int_{\hat{\Gamma}_b} \hat{\rho}_0 g \hat{\mathbf{U}}_1 \cdot \mathbf{e}_3 \frac{\partial \hat{b}_1}{\partial t} d\sigma + \frac{1}{2} \frac{d}{dt} \int_{\hat{\Gamma}_s} \hat{\rho}_0 g |\hat{\mathbf{U}}_1 \cdot \mathbf{e}_3|^2 d\sigma$$

$$884 \quad - \frac{1}{2} \frac{d}{dt} \int_{\hat{\Omega}} g \hat{\rho}'_0 |\hat{\mathbf{U}}_1 \cdot \mathbf{e}_3|^2 d\xi - \frac{d}{dt} \int_{\hat{\Omega}} \hat{\rho}_0 g \hat{\mathbf{U}}_1 \cdot \mathbf{e}_3 \nabla_{\xi} \cdot \hat{\mathbf{U}}_1 d\xi. \quad (\text{A } 12)$$

Summing the terms (A 5), (A 6) and

$$885 \quad \frac{d}{dt} \int_{\hat{\Omega}} \rho_0 \frac{1}{2} \left| \frac{\partial \hat{\mathbf{U}}_1}{\partial t} \right|^2 d\xi + \frac{1}{2} \frac{d}{dt} \int_{\hat{\Omega}} \hat{\rho}_0 \left(\hat{c}_0 \nabla_{\xi} \cdot \hat{\mathbf{U}}_1 - \frac{g}{\hat{c}_0} \hat{\mathbf{U}}_1 \cdot \mathbf{e}_3 \right)^2 d\xi$$

$$886 \quad - \frac{1}{2} \frac{d}{dt} \int_{\hat{\Omega}} \hat{\rho}_0 (\hat{\mathbf{U}}_1 \cdot \mathbf{e}_3)^2 \left(\frac{g^2}{\hat{c}_0^2} + \frac{g \hat{\rho}'_0}{\hat{\rho}_0} \right) d\xi + \frac{1}{2} \frac{d}{dt} \int_{\Gamma_s} \hat{\rho}_0 g (\hat{\mathbf{U}}_1 \cdot \mathbf{e}_3)^2 d\sigma$$

$$887 \quad = \int_{\hat{\Gamma}_b} \rho_0 \left(c_0^2 \nabla_{\xi} \cdot \hat{\mathbf{U}}_1 - \hat{\rho}_0 g \hat{\mathbf{U}}_1 \cdot \mathbf{e}_3 \right) \frac{\partial \hat{u}_{b,1}}{\partial t} d\sigma, \quad (\text{A } 13)$$

888 and by defining

$$889 \quad N_b = - \left(\frac{g^2}{\hat{c}_0^2} + \frac{g \hat{\rho}'_0}{\hat{\rho}_0} \right), \quad (\text{A } 14)$$

890 we obtain the energy equation (2.49).

891 Appendix B.

892 In this section we derive the relations between the zero- and first-order approximation
893 in Eulerian and in Lagrangian coordinates, when differentiating with respect to time or
894 space. First note that ϕ_0 and ϕ_1 can be expressed in terms of the displacement \mathbf{d} . From the
895 assumption of small displacements it holds $\mathbf{d} = \varepsilon \mathbf{d}_1 + O(\varepsilon^2)$, then identifying the powers of
896 ε and summing yields

$$897 \quad \boldsymbol{\phi}_{\varepsilon}(\boldsymbol{\xi}, t) = \boldsymbol{\xi} + \varepsilon \mathbf{d}_1(\boldsymbol{\xi}, t). \quad (\text{B } 1)$$

898 From the change of coordinate we have

$$899 \quad \nabla_{\xi} \hat{X} = (\nabla_{\xi} \boldsymbol{\phi}_{\varepsilon})^T \nabla X = (Id + \varepsilon \nabla_{\xi} \mathbf{d}_1)^T \nabla X, \quad (\text{B } 2)$$

903 and using this identity for $\hat{X} = \hat{X}_0 + \varepsilon \hat{X}_1$ yields

$$904 \quad \nabla_{\xi}(\hat{X}_0 + \varepsilon \hat{X}_1) = \nabla X_0 + \varepsilon \left((\nabla_{\xi} \mathbf{d}_1)^T \nabla X_0 + \nabla X_1 \right) + \mathcal{O}(\varepsilon^2). \quad (\text{B } 3)$$

906 By identifying the powers of ε it holds

$$907 \quad \nabla_{\xi} \hat{X}_0 = \nabla X_0, \quad \nabla_{\xi} \hat{X}_1 = (\nabla_{\xi} \mathbf{d}_1)^T \nabla X_0 + \nabla X_1. \quad (\text{B } 4)$$

908 The same method is used for the time derivative. Starting with

$$909 \quad \frac{\partial \hat{X}}{\partial t}(\xi, t) = \frac{\partial X}{\partial t}(\phi_{\varepsilon}(\xi), t) + \frac{\partial \phi_{\varepsilon}}{\partial t}(\xi) \cdot \nabla X(\phi_{\varepsilon}(\xi), t), \quad (\text{B } 5)$$

910 we obtain after replacing X and \hat{X} by their first order approximation,

$$911 \quad \frac{\partial \hat{X}_0}{\partial t} + \varepsilon \frac{\partial \hat{X}_1}{\partial t} = \frac{\partial X_0}{\partial t} + \varepsilon \left(\frac{\partial X_1}{\partial t} + \frac{\partial \mathbf{d}_1}{\partial t} \cdot \nabla X_0 \right) + \mathcal{O}(\varepsilon^2). \quad (\text{B } 6)$$

913 With $\partial_t \mathbf{d}_1(\xi, t) = \hat{U}_1(\xi, t) = \mathbf{U}_1(\mathbf{x}, t)$ it holds

$$914 \quad \frac{\partial X_0}{\partial t} + \varepsilon \left(\frac{\partial X_1}{\partial t} + \mathbf{U}_1 \cdot \nabla X_0 \right) + \mathcal{O}(\varepsilon^2). \quad (\text{B } 7)$$

915 We identify the powers of ε ,

$$916 \quad \frac{\partial \hat{X}_0}{\partial t} = \frac{\partial X_0}{\partial t}, \quad \frac{\partial \hat{X}_1}{\partial t} = \frac{\partial X_1}{\partial t} + \mathbf{U}_1 \cdot \nabla X_0. \quad (\text{B } 8)$$