



**HAL**  
open science

## Compensatory movement of the tongue following a mechanical perturbation during speech (poster session)

Morgane Bourhis, Pascal Perrier, Christophe Savariaux, Takayuki Ito

### ► To cite this version:

Morgane Bourhis, Pascal Perrier, Christophe Savariaux, Takayuki Ito. Compensatory movement of the tongue following a mechanical perturbation during speech (poster session). Motor Control Summer School # XIX (MCSS-XIX), Jun 2022, Pittsburgh, United States. hal-03878361

**HAL Id: hal-03878361**

**<https://hal.science/hal-03878361>**

Submitted on 29 Nov 2022

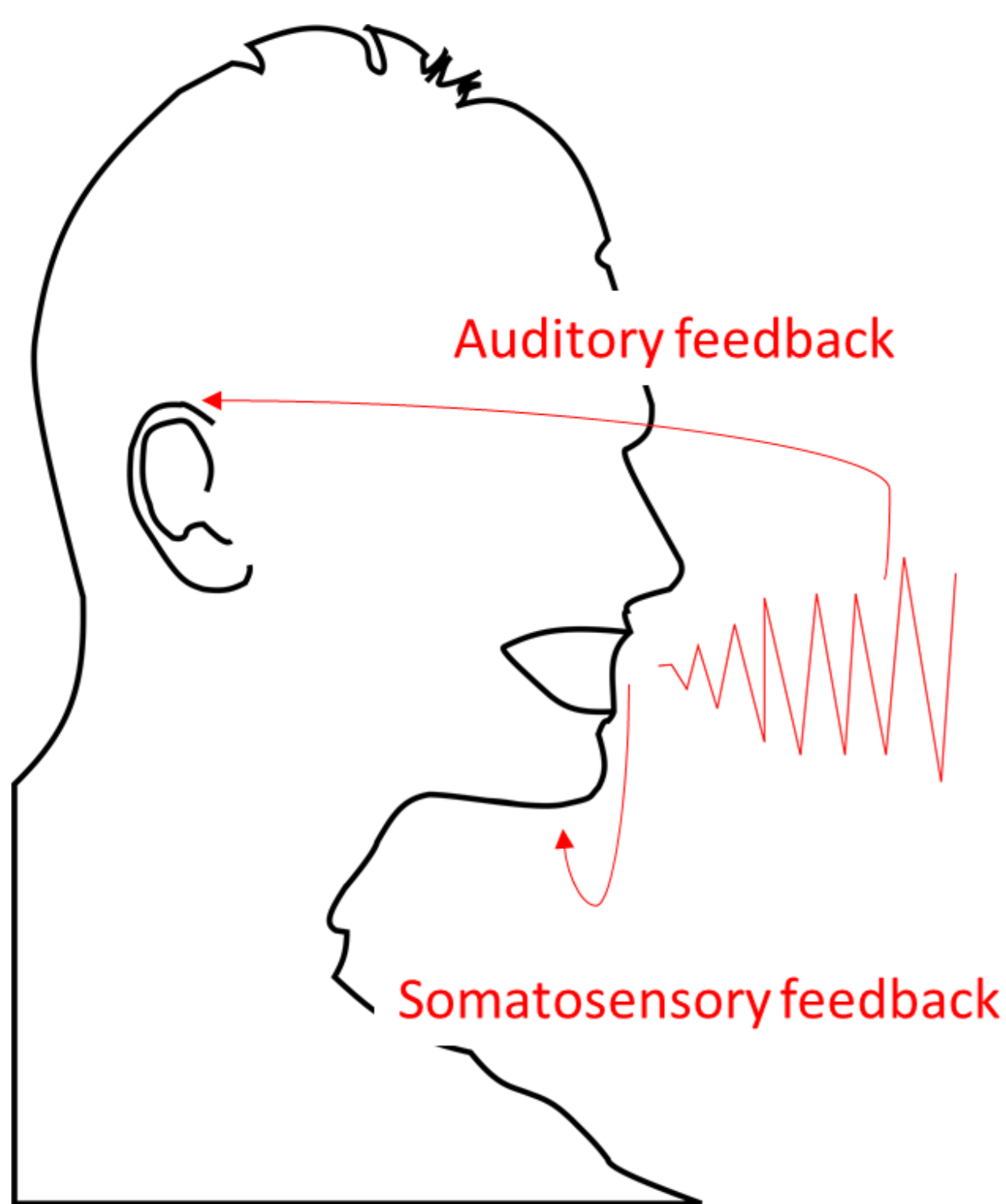
**HAL** is a multi-disciplinary open access archive for the deposit and dissemination of scientific research documents, whether they are published or not. The documents may come from teaching and research institutions in France or abroad, or from public or private research centers.

L'archive ouverte pluridisciplinaire **HAL**, est destinée au dépôt et à la diffusion de documents scientifiques de niveau recherche, publiés ou non, émanant des établissements d'enseignement et de recherche français ou étrangers, des laboratoires publics ou privés.

Morgane Bourhis<sup>1</sup>, Pascal Perrier<sup>1</sup>, Christophe Savariaux<sup>1</sup>, Takayuki Ito<sup>1,2</sup>  
1: Univ. Grenoble Alpes, CNRS, Grenoble-INP, GIPSA-lab 2: Haskins Laboratories

## Introduction

### Sensory feedback for speech production

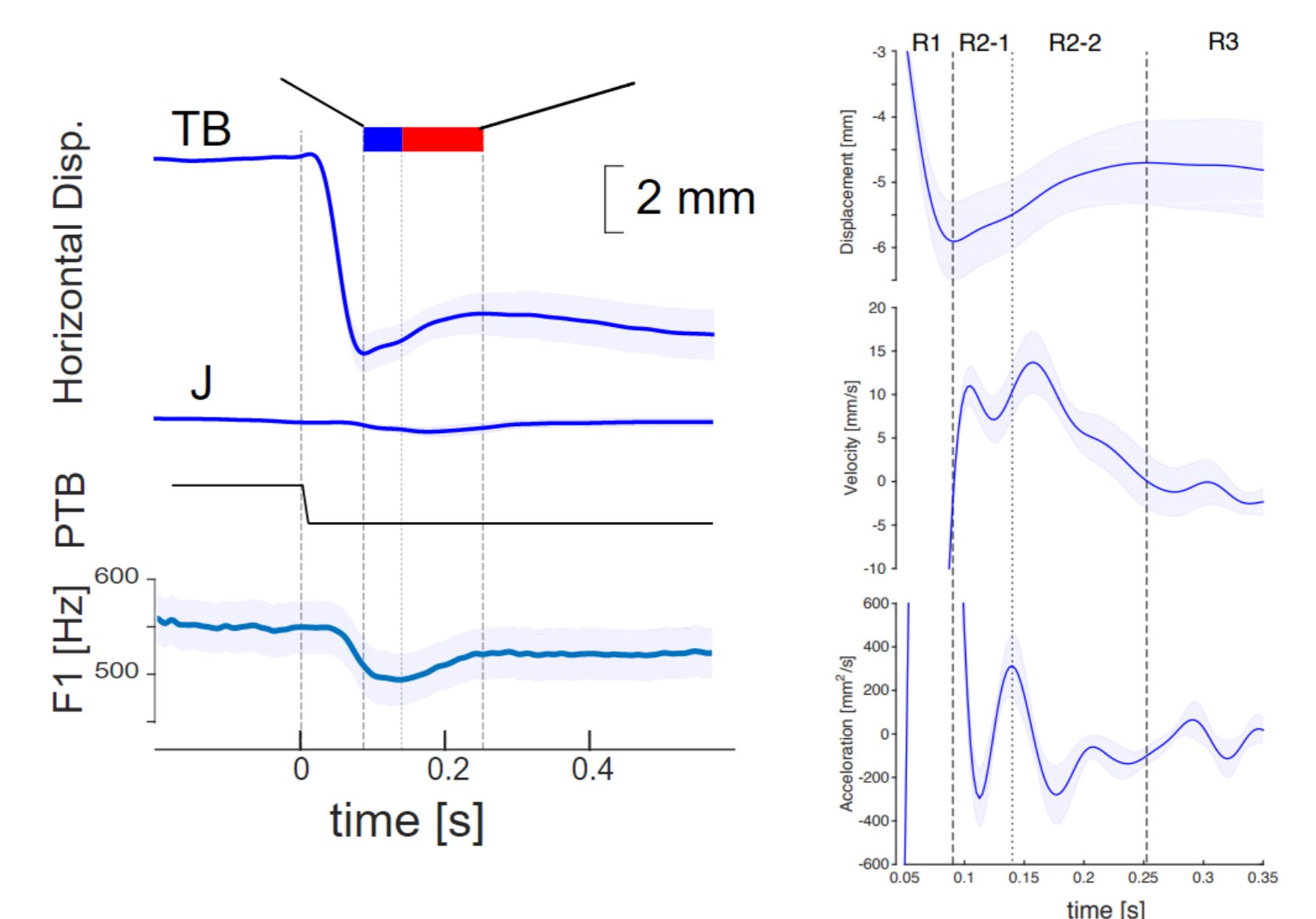


Somatosensory and auditory inputs play an important role in the production of speech sounds (Guenther and Hickok, 2015).

Somatosensory goal can be achieved during speech production even in the absence of auditory error (Tremblay et al 2003).

### Compensatory movement of the tongue

The tongue showed quick compensatory response working for both stabilizing the tongue contour and maintaining the resultant produced sound (Ito et al 2020)



**This compensatory response may be driven by somatosensory feedback alone.**

## Objective

Can the compensatory response of the tongue be induced in the absence of auditory feedback ?

## Experiment

Ééééé...

Perturbation condition 1/5 of the trials

Pink Noise

Silence

Auditory masking (AM) and no masking (NM) conditions were tested in random order.

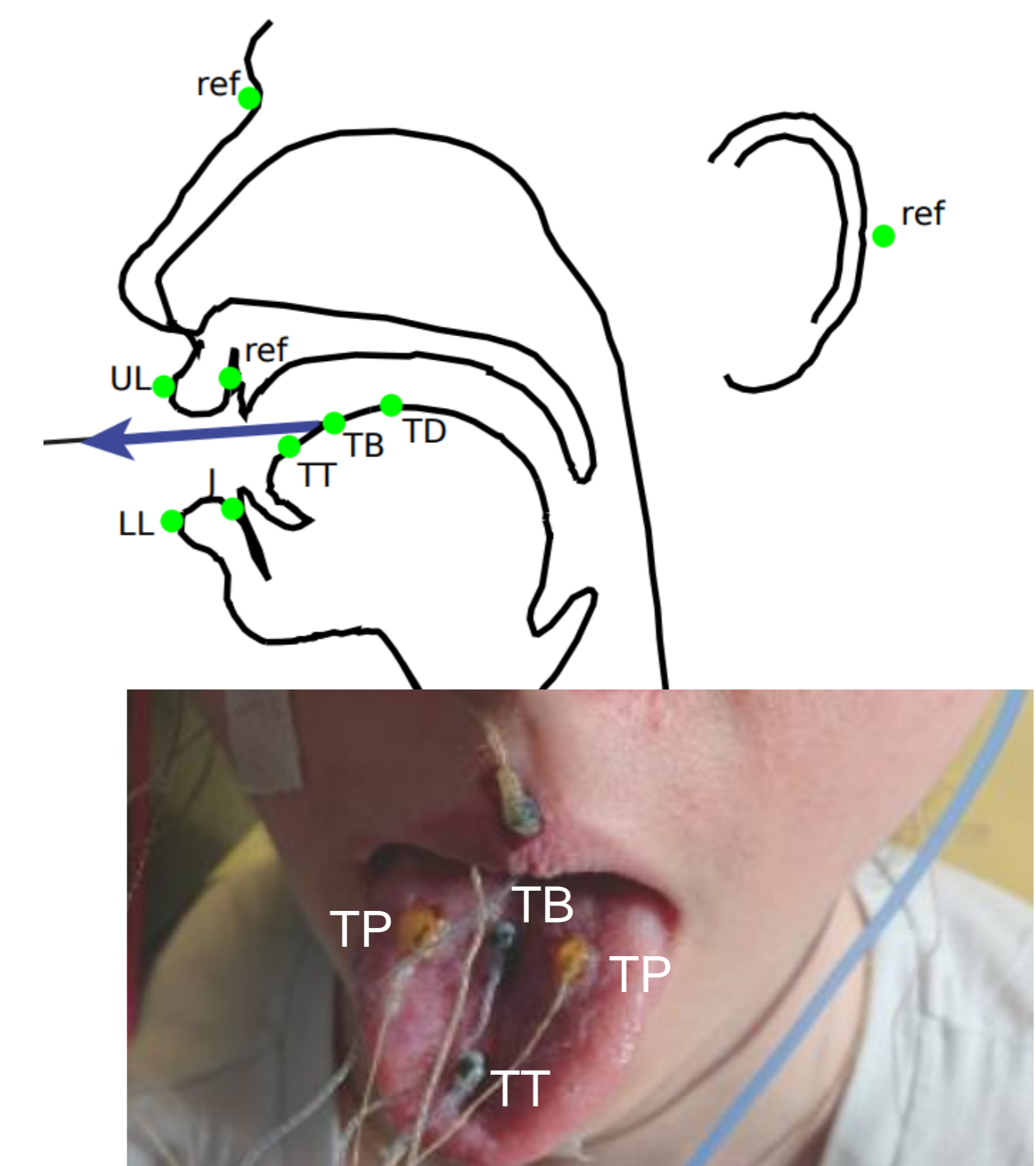
Subjects: 5 native French speakers

Speech Task: whispering the vowel /e/ for 3,5 sec

Tongue Perturbation : Step-wise pattern (1 N for 1 s) at TP in randomly selected 1/5 of the trials.

Sensor locations: Tongue Tip (TT), blade (TB), and dorsum (TD), Upper Lip (UL), Lower Lip(LL), and Jaw (J)

Ito et al, 2020



## Results

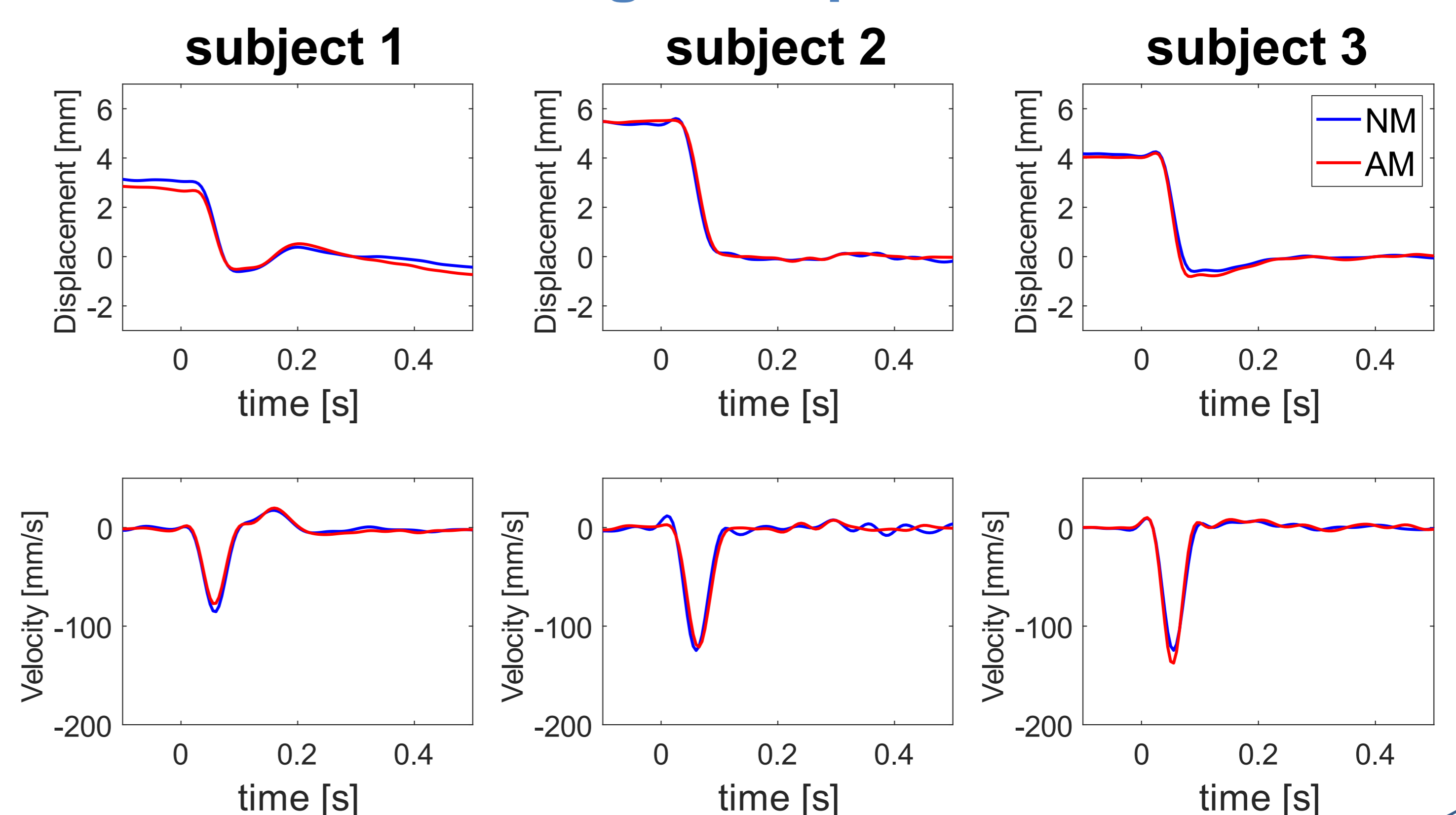
Three subjects' data were currently analysed. Data were aligned at perturbation onset and were averaged across trials.

Two of three participants showed compensatory responses, which were similar to the ones in Ito et al (2020) as follows:

- Consisting of two components, possibly passive and reflex components.
- Response latency

**The responses were similar in auditory masking and no masking conditions.**

### Horizontal tongue displacement at TB



## Conclusion & perspectives

- The current compensatory response can be of somatosensory-basis.
- Further investigation (increasing the number of subjects, sound data and additional kinematic analysis) is required.

### References

Guenther, F. H., & Hickok, G. (2015). Role of the auditory system in speech production. In Handbook of Clinical Neurology (1st ed., Vol. 129). Elsevier B.V. <https://doi.org/10.1016/B978-0-444-62630-1.00009-3>  
Ito, T., Szabados, A., Caillet, J. L., & Perrier, P. (2020). Quick compensatory mechanisms for tongue posture stabilization during speech production. Journal of Neurophysiology, 123(6), 2491–2503.  
Tremblay S, Shiller DM, Ostry DJ (2003) Somatosensory basis of speech production. Nature 423:866–869.

### Funding

This work was supported by Agence National de la Recherche (ANR-21-CE28-0022) and National Institute on Deafness and Other Communication Disorders (R01-DC017439).

### Contact

Morgane.Bourhis@Grenoble-inp.fr