



**HAL**  
open science

## Adult sex ratios: causes of variation and implications for animal and human societies

Ryan Schacht, Steven R Beissinger, Claus Wedekind, Michael D Jennions, Benjamin Geffroy, András Liker, Peter M Kappeler, Franz J Weissing, Karen L Kramer, Therese Hesketh, et al.

### ► To cite this version:

Ryan Schacht, Steven R Beissinger, Claus Wedekind, Michael D Jennions, Benjamin Geffroy, et al.. Adult sex ratios: causes of variation and implications for animal and human societies. *Communications Biology*, 2022, 5 (1), pp.1273. 10.1038/s42003-022-04223-w . hal-03877881v2

HAL Id: hal-03877881

<https://hal.science/hal-03877881v2>

Submitted on 20 Dec 2023












**HAL** is a multi-disciplinary open access archive for the deposit and dissemination of scientific research documents, whether they are published or not. The documents may come from teaching and research institutions in France or abroad, or from public or private research centers.

L'archive ouverte pluridisciplinaire **HAL**, est destinée au dépôt et à la diffusion de documents scientifiques de niveau recherche, publiés ou non, émanant des établissements d'enseignement et de recherche français ou étrangers, des laboratoires publics ou privés.



Distributed under a Creative Commons Attribution 4.0 International License

## Adult sex ratios: causes of variation and implications for animal and human societies

Ryan Schacht<sup>1</sup>, Steven R. Beissinger<sup>2</sup>, Claus Wedekind<sup>3</sup>,  
Michael D. Jennions<sup>4</sup>, Benjamin Geffroy<sup>5</sup>, András Liker<sup>6,7</sup>,  
Peter M. Kappeler<sup>8,9</sup>, Franz J. Weissing<sup>10</sup>, Karen L. Kramer<sup>11</sup>,  
Therese Hesketh<sup>12,13</sup>, Jérôme Boissier<sup>14</sup>, Caroline Uggla<sup>15</sup>,  
Mike Hollingshaus<sup>16</sup> & Tamás Székely<sup>17,18</sup>

Converging lines of inquiry from across the social and biological sciences target the adult sex ratio (ASR; the proportion of males in the adult population) as a fundamental population-level determinant of behavior. The ASR, which indicates the relative number of potential mates to competitors in a population, frames the selective arena for competition, mate choice, and social interactions. Here we review a growing literature, focusing on methodological developments that sharpen knowledge of the demographic variables underlying ASR variation, experiments that enhance understanding of the consequences of ASR imbalance across societies, and phylogenetic analyses that provide novel insights into social evolution. We additionally highlight areas where research advances are expected to make accelerating contributions across the social sciences, evolutionary biology, and biodiversity conservation.

**T**he age and sex structures of populations across many animal species are currently shifting in response to anthropogenic impacts, including climate change and habitat loss<sup>1–3</sup>. Many human populations are also experiencing rapid demographic shifts as economic migrants, refugees, and other displaced people introduce population-level change to countries across the globe<sup>4</sup>. Together, these processes have transformed local adult sex ratios (ASRs) and generated substantial worry for societal issues (e.g., patterns of violence, family formation dynamics)<sup>5</sup> and biodiversity conservation (e.g., population viability)<sup>6,7</sup>. While sex ratio skew is a topic of acute contemporary concern, it also has a deep history in the social and biological sciences. During the 19th century, early sociologists and naturalists noted imbalanced ASRs across a range of human and animal populations. For example, Du Bois' pioneering work applying statistics to the social sciences identified the relationship between sex ratios and pair-bonding<sup>8</sup>. Follow-up work in the 20th century demonstrated ASR as an important population-level driver of reproductive

<sup>1</sup>Department of Anthropology, East Carolina University, Greenville, NC, USA. <sup>2</sup>Department of Environmental Science, Policy and Management and Museum of Vertebrate Zoology, University of California, Berkeley, CA 94720, USA. <sup>3</sup>Department of Ecology and Evolution, University of Lausanne, 1015 Lausanne, Switzerland. <sup>4</sup>Ecology & Evolution, Research School of Biology, The Australian National University, Acton, Canberra 2601, Australia. <sup>5</sup>MARBEQ Univ Montpellier, CNRS, Ifremer, IRD, Montpellier, France. <sup>6</sup>ELKH-PE Evolutionary Ecology Research Group, University of Pannonia, 8210 Veszprém, Hungary. <sup>7</sup>Behavioural Ecology Research Group, Center for Natural Sciences, University of Pannonia, 8210 Veszprém, Hungary. <sup>8</sup>Behavioral Ecology and Sociobiology Unit, German Primate Center, Leibniz Institute of Primate Biology, 37077 Göttingen, Germany. <sup>9</sup>Department of Sociobiology/Anthropology, University of Göttingen, 37077 Göttingen, Germany. <sup>10</sup>Groningen Institute for Evolutionary Life Sciences, University of Groningen, 9747 AG Groningen, The Netherlands. <sup>11</sup>Department of Anthropology, University of Utah, Salt Lake City, UT, USA. <sup>12</sup>Institute of Global Health, University College London, London, UK. <sup>13</sup>Centre for Global Health, Zhejiang University School of Medicine, Hangzhou, P.R. China. <sup>14</sup>IHPE Univ Perpignan Via Domitia, CNRS, Ifremer, Univ Montpellier, Perpignan, France. <sup>15</sup>Stockholm University Demography Unit, Sociology Department, Stockholm University, 106 91 Stockholm, Sweden. <sup>16</sup>Kem C. Gardner Policy Institute, David Eccles School of Business, University of Utah, Salt Lake City, UT, USA. <sup>17</sup>Milner Centre for Evolution, University of Bath, Bath BA2 7AY, UK. <sup>18</sup>ELKH-DE Reproductive Strategies Research Group, Department of Zoology and Human Biology, University of Debrecen, H-4032 Debrecen, Hungary. ✉email: [schachtr18@ecu.edu](mailto:schachtr18@ecu.edu); [t.szekely@bath.ac.uk](mailto:t.szekely@bath.ac.uk)

**Box 1 | History of ASR research**

Darwin, in his 1871 book, *The Descent of Man and Selection in Relation to Sex*<sup>90</sup>, first highlighted the importance of ASR for sexual selection through the chapter entitled *Numerical proportion of the two sexes*. Darwin's realization stemmed from a recognition that mating competition was affected by mate availability: *sexual selection would be a simple affair if the males were considerably more numerous than the females*. By pulling together an impressive amount of data from across both domesticated and wild animals, Darwin concluded that skewed ASRs are common and thought a *numerical preponderance of males would be eminently favorable to the action of sexual selection*.

During the 19th century, social scientists also noted the relevance of ASR for patterns of mating and parenting. In his seminal work, Du Bois<sup>8</sup> offered influential insights for the role of partner availability on patterns of pair-bonding. Specifically, the results of his work from among African-Americans in the city of Philadelphia indicated that a shortage of men was associated with lower rates of marriage and higher rates of separation. Follow-up work in the early 20th century found similar patterning, with Groves and Ogburn<sup>9</sup> arguing that relationship formation followed principles of an economic market. That is, the proportion of men to women influences their relative bargaining power and, therefore, willingness to marry, as well as the importance of various traits in a potential partner.

Parallel to this research being conducted in the social sciences, sex ratios were being evaluated in the biological sciences as well. For example, evolutionary biologist Mayr<sup>10</sup> examined ASR variation across various species of birds. From this work, he contended that ASRs and mating systems were related. Specifically, monogamy was generally more common with an excess of males and polygyny with an excess of females. However, despite this early insight across disciplines, the causes and consequences of ASR variation largely remained unstudied until relatively recently<sup>5,7</sup>.

behavior<sup>9–11</sup>, although this relationship remained largely understudied until relatively recently (see Box 1).

This knowledge gap is driven, in part, by the lack of interdisciplinary exchange across the social and biological sciences. As a result, insights have been slow to cross disciplinary boundaries. To achieve a more comprehensive understanding, what is needed is a conceptual, theoretical, and methodological integration of the processes that link the ASR to social behavior in both human and animal societies. This goal is important not only for disciplinary advancement, but also for practical applications in many fields—from the spread of diseases in human populations to the responses of wild populations to anthropogenic impacts.

Here we provide an overview of the current status, challenges, and prospects of ASR research, a multidisciplinary area that focuses on the causes and consequences of sex ratio variation among adult organisms. We begin the review with a description of the determinants of sex ratio variation across the lifetime of organisms and define key terms and concepts. We next shift to the consequences of ASR skew for a diverse array of behaviors related to reproduction, competition, investment, and social organization. We then review the literature on ASRs and their consequences across human societies to allow for comparative links to be made with animal systems. Finally, we conclude the review with a synthesis of the current state of the field, overview the main challenges that lie ahead, and offer future research directions and public policy insights.

**Causes and implications of ASR variation**

**ASR and its relationship to other sex ratios.** Across a wide variety of dioecious animal systems (i.e., individuals produce either male or female gametes), researchers often assume that there is a near parity of males to females. While broadly accepted, this is an incorrect characterization of sexually reproducing organisms<sup>6,7,12,13</sup>. Though variable across species and populations, the ASR regularly deviates from 1:1. Measures of ASR in natural settings are most often derived from counts of live or dead individuals, either observed or captured. However, accurate estimates can be difficult to obtain and may be significantly affected by sex differences in behavior and conspicuousness that affect detectability. For example, among ungulates and primates, females are often group-living and are therefore more easily encountered (and counted) compared to males that are typically solitary<sup>14,15</sup>. Undercounting can also be of concern among sexually dimorphic species like songbirds, where males tend to have brighter plumage and more noticeable visual and vocal displays than females<sup>16,17</sup>. Therefore, to estimate the ASR

accurately in wild populations, species and sex-specific detection probabilities need to be incorporated in the analyses (see Box 2).

While the ASR is of central importance to population structure, it is but one of nine types of sex ratios measured across different ages/stages of development (e.g., fertilization, birth, and independence; Fig. 1)<sup>18</sup>. The ASR includes all individuals that have reached sexual maturity, regardless of sexual activity. Though often mistakenly used interchangeably with the operational sex ratio (OSR)<sup>19,20</sup>, the OSR actually refers to a *subset* of adults from the ASR who are currently available for mating. As such, it generally excludes sexually inactive, pregnant, and parenting adults<sup>21</sup>. Consequently, the OSR tends to be male-skewed in many mammals, because of the shorter receptive period of females compared to the duration of sexual activity among males, whereas the ASR is often female-skewed<sup>6,22</sup>. While the OSR is relevant conceptually to understanding sexual selection and breeding system evolution, identifying sexually active versus inactive animals in field studies is often challenging, thereby limiting its empirical use due to the inaccuracy of estimates<sup>7,20,23,24</sup>. Presently, the differential effects of ASR vs OSR on social behavior are not well understood and this is an active research area<sup>7,20,25</sup>.

An additional sex ratio to consider is the maturation sex ratio (MSR). The MSR is the ratio of males to females in a cohort that reach maturity (Fig. 1). Patterns of juvenile mortality, driven by, for example, sex-biased resource demands and predation rates, can push the MSR away from parity, thereby impacting mate availability<sup>6,26</sup>. An important consideration for sex ratio variability is that sex ratios at fertilization, birth, and independence are each characterized by a single cohort and, due to their smaller sizes, are likely more variable than the ASR which is usually inclusive of multiple cohorts (Fig. 1).

Another challenge, specific to human studies, is that the ASR is variably defined within and among societies (Box 2)<sup>5</sup>. This occurs because the definition of who is an 'adult' is often defined by cultural, religious, and legal norms, suggesting that ASR calculations for humans are not simply based on sexual maturation. Nevertheless, men and women usually reach adult status by their late teens across societies—both culturally and biologically<sup>27</sup>.

**How do biased ASRs emerge?** ASR is a demographic property of a population that is initially driven by sex ratios at conception and birth, and further altered by sex differences in rates of maturation, mortality, dispersal, and immigration<sup>28,29</sup>. Therefore, skewed sex ratios result from differences in these processes across

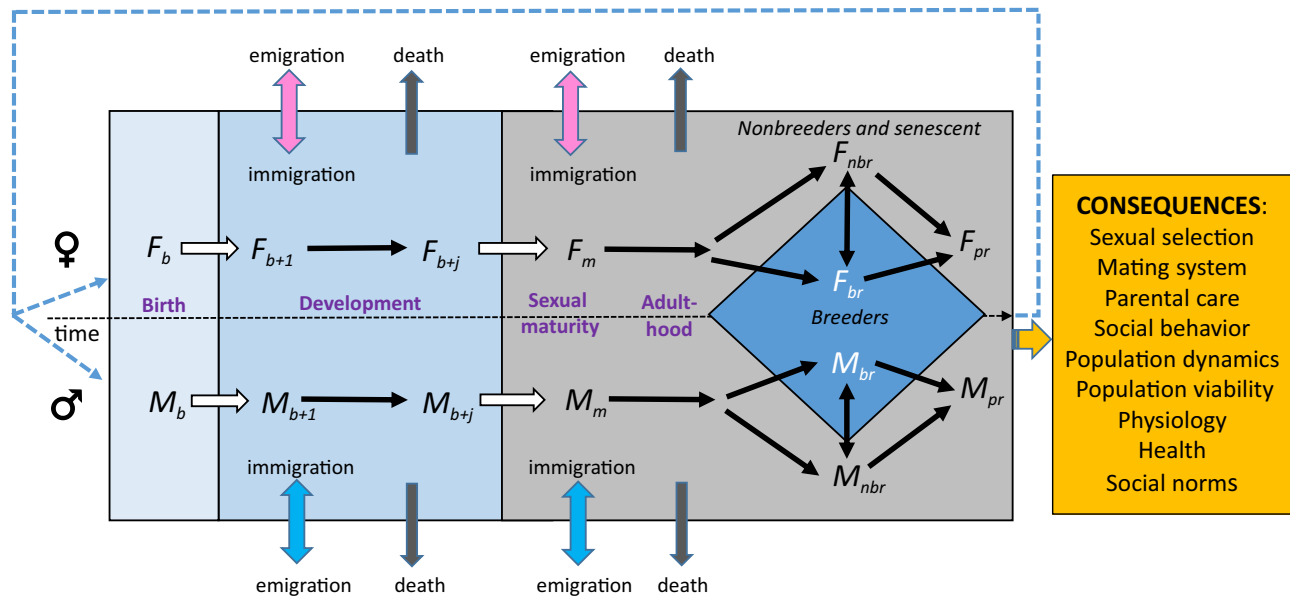
**Box 2 | Quantifying adult sex ratio**

The ASR is one of the fundamental characteristics of populations, and producing valid estimates requires defining the ages inclusive of adulthood, determining which ratio estimator to use, and deriving a measure that accounts for differences in detectability between the sexes. Intuitively, ASR includes all individuals at (and beyond) the age of sexual maturation, whether or not they are currently sexually active. However, in human societies, sexual maturity often occurs years before societies traditionally or legally bestow the privileges and responsibilities of adulthood<sup>5</sup>. In wild populations of dioecious animals (i.e., individuals produce either male or female gametes), the ASR is typically comprised of all reproductive and non-reproductive individuals that have reached sexual maturation, and generally includes post-reproductive individuals as well<sup>18</sup>. Including the non-reproductive individuals in ASR estimates is justified for two main reasons. First, distinguishing reproductive vs non-reproductive individuals is not straightforward in most populations, including humans, since sexual activity can be difficult to detect. Second, while some individuals may not be currently reproductively active—for instance they are unable to secure a mate—their presence pressures mating and parenting decisions for both same and opposite sex individuals<sup>20,105</sup>.

Sex ratios can be expressed in numerous ways, including the number of males per female and the number of males per 100 females on arithmetic or log scales. However, ratio-based estimators of ASR are problematic because they are asymmetric, being bounded by zero on one end and unbounded at the other end (i.e., positive infinity). We propose to express ASR as the proportion of males in the adult population [ $ASR = N_{males} / (N_{males} + N_{females})$ ]. It is easy to interpret this measure since it is bounded between 0 (only females in the population) and 1 (only males), it reflects the relative abundances of males and females in the adult population, and it is easy to convert to percentage of males in the adult population.

Accurately quantifying the ASR requires unbiased estimates of the number of adult males and females. An ASR is typically estimated from live or dead individuals that are counted or captured. However, count-based estimates can be affected by sex differences in behavior or conspicuousness. Males and females often exhibit different habitat preferences, differ in daily and seasonal activities and possess different body sizes, coloration and weaponry, and these sex differences could bias male and female encounter rates<sup>53,54</sup>.

Fortunately, recent statistical advances have developed estimators that account for detection error in the counts of unmarked individuals (observed, trapped or killed) and counts of marked individuals<sup>171-173</sup>. For example, Ancona et al.<sup>18</sup> illustrate how sex-specific detection ( $p$ ), estimated from mark-recapture models, can be used to estimate sex-specific population sizes ( $N$ ) to estimate the ASR, where  $ASR = (N_{male} / p_{male}) / (N_{male} / p_{male} + N_{female} / p_{female})$ . The ASR in humans is sometimes called the population sex ratio and typically is estimated from census data<sup>155</sup>. Although these data are often of good quality, they are not free of errors<sup>174</sup>. Censuses may miss or double-count one sex more frequently than the other. This can occur when migration rates, privacy concerns, or misreporting of age differs between men and women, and can bias sex ratio estimates<sup>175</sup>.



**Fig. 1 Sex ratios at various life stages and their consequences.** Males ( $M$ ) and females ( $F$ ) flow through stages from birth ( $b$ ) through development into juveniles (or subadults) for up to  $j$  time steps, maturation ( $m$ ), and adulthood. Adults include newly mature individuals and individuals who reached sexual maturity at an earlier time. Adults are classified as breeders ( $br$ ), nonbreeders ( $nbr$ ) that are capable of breeding but at present are not reproductively active, and post-reproductive individuals ( $pr$ ) that are senescent. Transitions between stages are shown with white arrows and within stages with black arrows. The number of females and males, respectively, are depicted at birth ( $F_b$  and  $M_b$ ), one ( $F_{b+1}$  and  $M_{b+1}$ ) and  $j$  time steps later ( $F_{b+j}$  and  $M_{b+j}$ ), at maturation ( $F_m$  and  $M_m$ ), breeding ( $F_{br}$  and  $M_{br}$ ), non-breeding ( $F_{nbr}$  and  $M_{nbr}$ ) and post-reproduction ( $F_{pr}$  and  $M_{pr}$ ). Different sex ratios emerge from various combination of the sexes at different stages: (1) Birth sex ratio =  $M_b / (F_b + M_b)$ ; (2) Juvenile sex ratio =  $(M_{b+1} + M_{b+j}) / (F_{b+1} + F_{b+j} + M_{b+1} + M_{b+j})$ ; (3) Maturation sex ratio (MSR) =  $M_m / (F_m + M_m)$ ; and (4) Adult sex ratio (ASR) =  $(M_m + M_{nbr} + M_{br} + M_{pr}) / (F_m + F_{nbr} + F_{br} + F_{pr} + M_m + M_{nbr} + M_{br} + M_{pr})$ . Consequences of sex ratios discussed in the paper are shown.

various life stages including (i) pre-birth/birth, (ii) juvenility and subadulthood, and (iii) adulthood (Fig. 1, Box 3).

(i) There are multiple mechanisms that can bias sex ratios at conception or at birth, including diverse sex determination

systems (see below), various selfish genetic elements that enhance their own transmission<sup>30</sup>, and microorganisms (e.g., the bacteria *Wolbachia* targets and kills male (or female) embryos shortly after conception)<sup>31</sup>. Sex determination systems may produce

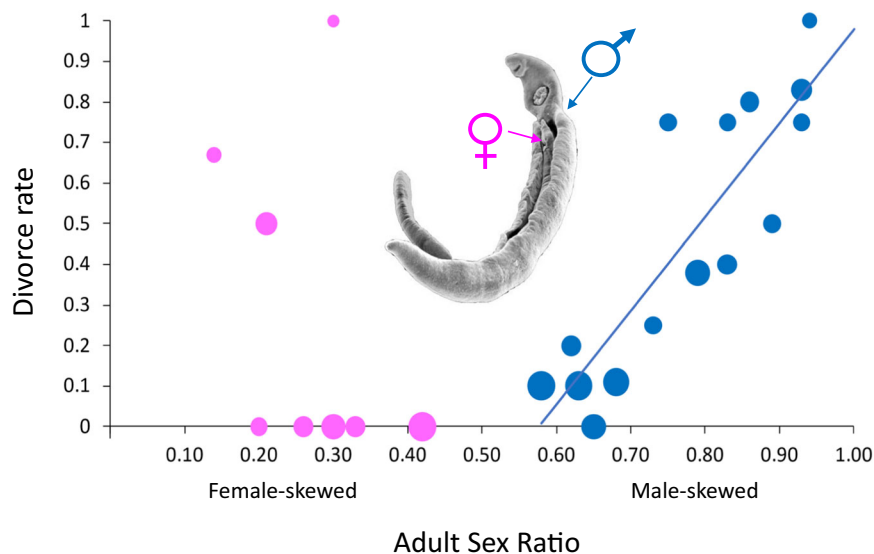
**Box 3 | Extraordinary adult sex ratios**

Heavily skewed adult sex ratios can be the product of biased offspring sex ratios that persist into adulthood. For example, female-biased offspring production in various insects due to haplodiploid sex determination or sex-killing bacteria (e.g., *Wolbachia*, *Rickettsia*) can lead to spectacularly biased ASRs including *Hypolimnas* butterflies where over 90% of adults are females<sup>176</sup>. In species with environmental sex determination, warmer incubation temperatures can shift birth sex ratios to over 90% female in marine turtles, a sex ratio bias that is maintained into adulthood<sup>177</sup>.

Sex differences in mortality of juveniles and/or adults may also swing the ASR into extremes<sup>54</sup>. High mortality of adult males produces extremely female-biased ASRs in marsupials and external parasites such as lice and fleas<sup>47,178</sup>. In the brown antechinus, all males die after mating, apparently due to exhaustion and stress, so that the adult population consists of gestating or nursing females for about 7 months until the young males mature and are ready to mate<sup>179</sup>. Female-skewed ASRs appear to emerge via chemical exposure in lice and fleas because males die at higher rates following contact than do females. For instance, in the feather lice *Quadriceps aethereus*, over 95% of adults are females likely due to toxins produced by host seabirds that are deadly to male lice<sup>180</sup>.

Alternatively, high mortality of adult females may create heavily male-biased ASRs. The ASR of an island population of Hermann's turtle is over 90% male. A major contributing factor to the extreme ASR is excess female mortality due to male harassment and sexual coercion resulting in female injury and death<sup>181</sup>. Schistosome internal parasites also exhibit male-biased ASRs that are largely due to their sexual size dimorphism emerging from different lifestyles of males and females, and from their monogamous mating system<sup>182</sup>. They live in blood vessels whereby the large muscular males are better able to resist blood flow than the less muscular females. Females instead live inside the groove of the male's body<sup>183</sup>. A consequence of sexual dimorphism is the loss of many juvenile females because they are unable to resist against the flow of blood during their development. Female schistosome parasites capitalize on the male-skewed ASRs by frequently changing partners, since mate change by females is about three times more common than mate change by males as shown by experimental manipulation of ASR<sup>183</sup>.

**Box 3 Fig: The influence of experimentally manipulated adult sex ratio (ASR) on divorce rates in *Schistosoma mansoni* parasites<sup>148</sup>.** The divorce rate is positively correlated with ASR when it is male-skewed (in blue) but not female-skewed (in pink). The size of the circles is proportional to the number of pairs, which varies from 2 to 10. The inset shows a *Schistosoma* pair with the muscular male hosting the slender female in his ventral groove.



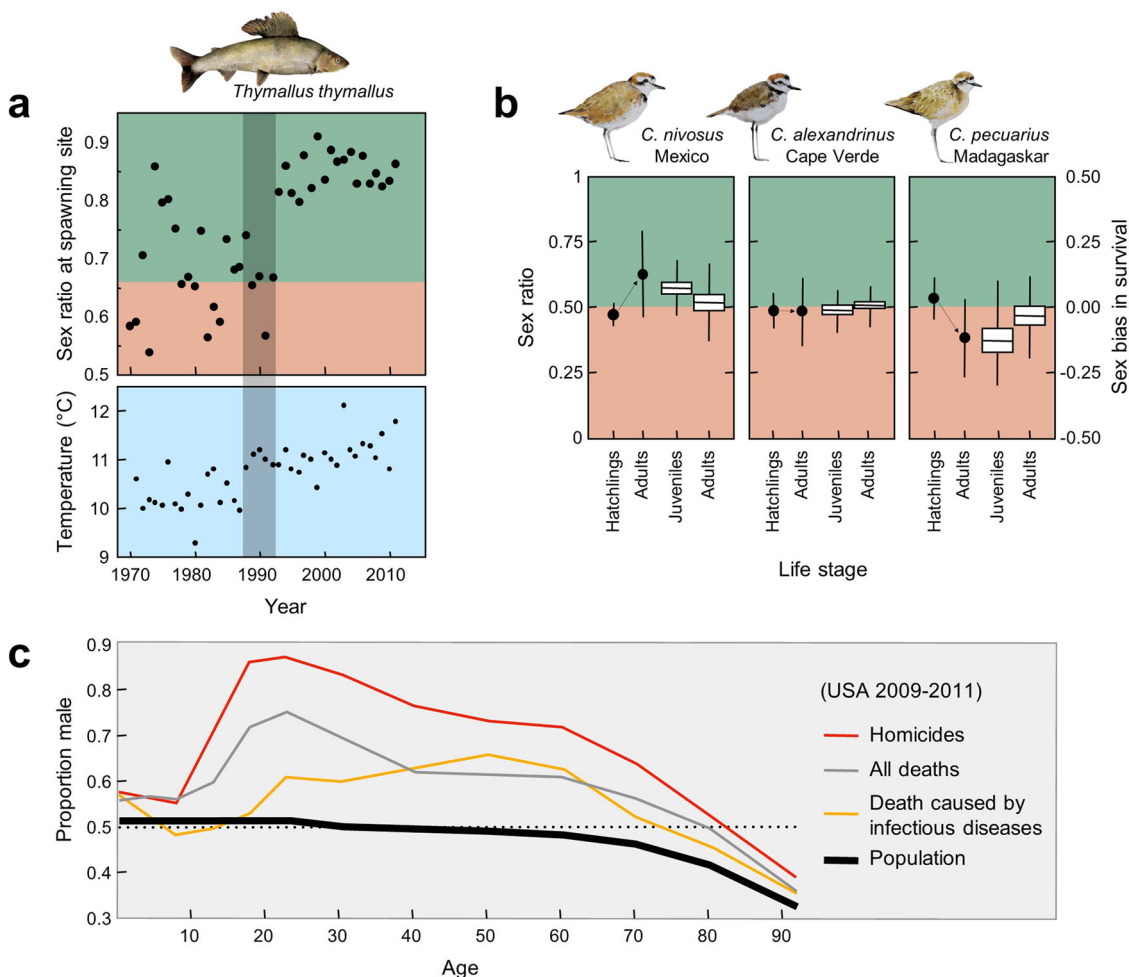
strongly skewed offspring sex ratios, given that sex determination can be genetic (GSD), environmental (ESD), or some combination of the two (“environmental sex reversal”; ESR). Environmental factors that can influence sex determination are diverse and include ambient temperature, pollutants (especially endocrine-disrupting chemicals), pH, aspects of the social environment, and water availability<sup>32</sup>. While the mechanisms are not entirely clear, many of the aforementioned factors appear to induce physiological stress that affects sex determination<sup>33,34</sup>, possibly through the modulation of energy balance<sup>35</sup>.

Environmental influences on sex allocation have been observed in many invertebrates, fishes, and reptiles<sup>35–39</sup>. Among fish with temperature-driven sex determination, higher temperatures typically lead to a male bias (ESD) or to masculinization of genetic females under the influence of the environment (ESR), which generally occurs post-hatching<sup>40,41</sup>. Counterintuitively, though, rising temperatures from climate change may not necessarily

result in more males. For example, changing temperatures can shift spawning times, thereby resulting in *colder* temperatures at the time of sex determination. Accordingly, for some species, climate change may result in more males in some locales and more females in others, thereby highlighting the need to target the local ecological context experienced by individual populations when assessing impacts of climate change<sup>1</sup>. Thermal fluctuations that accompany climate change are particularly concerning for endangered animals with ESD, such as tuatara and crocodylians, due to possible population collapse as a result of sex ratio skew<sup>42</sup>. In turn, shifting sex ratios, such as in marine turtles, where raising temperatures are producing more females, could have knock-on effects for reproductive skew and competition for mates among both males and females<sup>25,43</sup>.

(ii) Male and female juveniles and subadults may have different sensitivities to environmental stressors, such as food and diseases. Sex-biased juvenile mortality may reflect sex-specific life histories





**Fig. 2 Causes of ASR variation in grayling, shorebirds, and humans.** **a** Adult sex ratios link to climate change in grayling of Lake Thun, Switzerland: male-biased adult sex ratios during spawning period<sup>57</sup> and average yearly water temperatures at the spawning site. The transition from the red to the green background indicates the average yearly adult sex ratio from 1948 to 1992. These adults were on average five years old, and the gray shading highlights the 5-year period after the global temperature regime shift in 1987/88<sup>168</sup>. **b** ASR and demographic parameters in three plover species (*Charadrius* spp): hatchling and adult sex ratios (round symbols; means and 95% CI) and sex-specific juvenile and adult survival (medians, quartiles, and ranges)<sup>58</sup>. **c** Sex ratios and proportions of death by sex across human age groups presented for homicides, infections/parasitic deaths, and all causes (US Census data 2009–2011). Drawings by Lara Wedekind using data from refs. <sup>58,168</sup>.

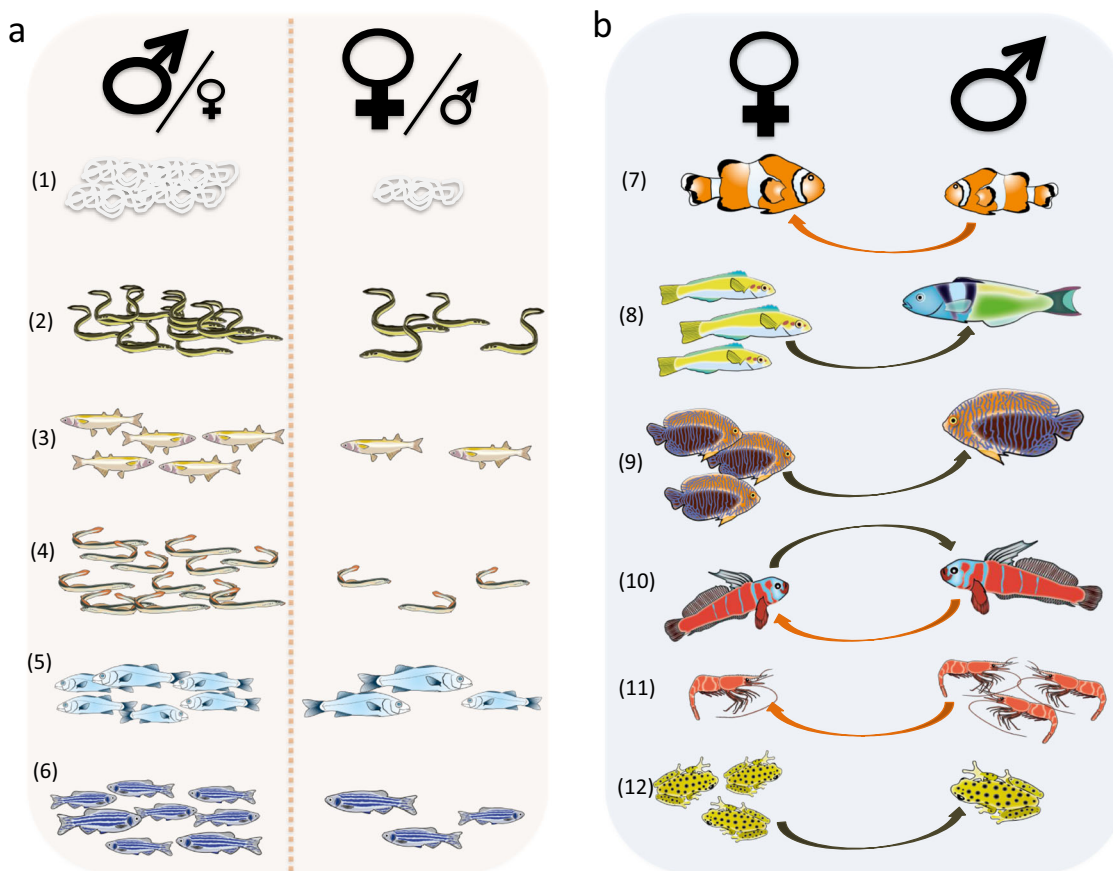
that affect, for example, the growth and timing of gonad formation<sup>44</sup> or dispersal patterns<sup>28,45–47</sup>. In red deer, food shortage is especially harmful for young males due to their elevated caloric needs as a result of sexual dimorphism<sup>47</sup>. This relationship is also observed among bird species with sexual dimorphism, whereby the larger sex tends to die at higher rates due to resource scarcity<sup>48</sup>.

(iii) In many organisms, ASR skew only emerges during adulthood as a result of sex differences in adult survival<sup>6,7</sup> due to ecology, life-history, and behavior. For instance, sex differences in the susceptibility of adults to predators, parasites, and diseases<sup>49–52</sup> can lead to skewed ASRs, as well as sex differences in body size, behavior, ornaments, and armaments<sup>53,54</sup>. Sex differences in adult survival also persist in captive populations in the absence of predators and with abundant food<sup>55</sup>, suggesting a genetic basis to these differences<sup>56</sup>.

Accordingly, these different processes act together from pre-birth and early development through adulthood to drive sex ratio variation across the life of an organism (Fig. 2a, b). For instance, detailed monitoring of graylings, shorebirds, and green-rumped parrotlets reveal ASR biases not driven by any single source, but

instead by a combination of demographic factors<sup>28,57,58</sup>. The same is true for humans who, despite averaging a slightly male-biased birth sex ratio (51% male), experience considerable heterogeneity across the lifecourse in sex-biased mortality due to biological, environmental, and cultural factors<sup>59–63</sup>. Even so, male mortalities are regularly higher than female mortalities for all age groups and societies, resulting in, on balance, an eventual reversal of the birth sex ratio bias in later adulthood (Fig. 2c)<sup>64</sup>. An additional consideration, relevant across animal taxa, is that sex-biased dispersal of juveniles and/or migration of adults modulate locally driven demographic patterns, further influencing the ASR<sup>12,28,65</sup>.

For a comprehensive understanding of the causes of skewed ASRs, researchers need to (i) identify the sex ratio implications of sex determination systems under ecologically relevant conditions<sup>66</sup>, (ii) estimate sex-specific survival of embryo, juvenile, and adult stages<sup>67,68</sup> (iii) examine sex-specific life histories that may affect growth, and the timing of maturation<sup>69</sup>, (iv) combine these demographic components into data driven models<sup>28,58</sup>, and (v) integrate the demographic models with sex difference in movements of juveniles and/or adults.



**Fig. 3 Condition-dependent sex determination and sex change.** **a** Density-dependent sex determination potentially affecting ASR in (1) the nematode *Romanomermis culicivorax*, (2) temperate eels, (3) the pejerrey, (4) the brook lamprey, (5) the European sea bass and (6) the zebrafish *Danio rerio*. In all the above-mentioned species, more males are produced at high density. **b** Socially induced sex change occurs in various species such as (7) protandrous clownfishes, protogynous (8) wrasses (e.g., *Thalassoma bifasciatum*) and (9) Potter’s angelfish as-well as bi-directional sex change as exemplified in (10) the blue-banded goby. Other examples of socially controlled sex change were observed in both crustaceans and amphibians: (11) Northern shrimp exhibit protandrous sex change that occurs at small size when the density of females in the population is high. Protogynous sex change was also observed in (12) captive reed frogs and its occurrence is linked to local male density. Hence, for most sex changing species, those individuals that do not change sex are more numerous. Note that the direction of the arrow in the right panel (**b**) indicates the direction of sex change: orange from male to female (protandrous) and maroon from female to male (protogynous). Drawing by Pierre Lopez (MARBEC) based on data from refs. <sup>71–82,169</sup>.


**Condition dependent sex determination and sex change.** The social context experienced by an individual can induce them to facultatively develop into a given sex. The ASR is involved in this process as both a cause and consequence. Specifically, sex determination and sex change are variably influenced by either encounter rates of males vs. females or local population density (Fig. 3a, b).

**Sex determination.** In the green spoon worm, sex determination of the larvae depends on the local ASR or, more precisely, on the individual they first encounter: larvae develop either as a female if they first find an empty burrow or male if they first encounter a female. This is driven, in part, because it is the male who lives within the female, and thus secures a future partner through this process<sup>70</sup>. In terms of population density, crowding, in most cases, results in an ASR bias in favor of males (Fig. 3a). Sex determination of the nematode *Romanomermis culicivorax* is density dependent and is biased toward females at low density and males at high density (Fig. 3a)<sup>71</sup>. Population density also correlates with masculinization so that high density leads to male-biased ASRs among a variety of fish species including temperate eels (American, Japanese and European eels), pejerrey, lampreys, European sea bass, and zebrafish (Fig. 3a)<sup>72–77</sup>. Mechanistically,

stress and masculinization in the above-described situations are linked because more males are produced in relatively harsher biotic conditions<sup>33</sup>. In eels, zebrafish, and pejerrey, cortisol (the major stress hormone) was proposed as a main contributing factor to masculinization at high density, as was the temperature<sup>74–76</sup>.

**Sex change.** Socially induced sex change has been observed in crustaceans, fishes, and amphibians (Fig. 3b). The local ASR can induce sex change in hermaphroditic species, from male to female (protandry), as exemplified in various species of clownfish where males change sex when the biggest individual (female) dies or emigrates (Fig. 3b)<sup>78</sup>. Conversely, sex change can also take place from female to male (protogyny). This often occurs among fish where a single male controls a harem of females but, when his dominance wanes, a female subordinate changes sex (e.g., blue-head wrasse; Fig. 3b)<sup>79</sup>. Particularly striking examples of ASR-induced sex change comes from gobies, where individuals can adaptively change sex in either direction, depending on the sex that they interact with most (Fig. 3a)<sup>80–82</sup>.

Activation of the stress-axis has been identified as a main driver of sex change across protogynous species, where social interactions are crucial in determining both the dominance



**Fig. 4 Adult sex ratio variation and its implications for mating systems.** **a** Small populations, such as human hunter-gatherers, are particularly susceptible to variation in partner availability which can result in flexible, yet fragile, pair-bonds (e.g., Savanna Pumé, credit: R.D. Greaves)<sup>12</sup>; **b** polygyny and male size dimorphism are common among species with female excess (e.g., mountain gorilla, credit: A. H. Harcourt)<sup>47</sup>; **c** monogamy and biparental care are characteristic of even sex ratios and slight male excess across many species (e.g., Laysan albatross, credit: A. Badyaev)<sup>111</sup>; **d** as male-bias in the adult sex ratio becomes even more dramatic, polyandry, female-biased sexual dimorphism and sex-role reversal are common (e.g., African jacana, credit: T. Székely)<sup>110</sup>.

hierarchy and sex<sup>79,83,84</sup>. In these species, a rapid increase of cortisol in the dominant female triggers masculinization. Mechanistically, cortisol can inhibit the production of aromatase (i.e., the enzyme responsible for the conversion of androgens into estrogens) and promote testes development<sup>83</sup>. In protandrous clownfish, the dominance of females over males is persistent and cortisol is also suspected to be involved in the maintenance of the males' testes<sup>85</sup>. In large groups (characteristic of most protogynous species), dominants were found to be more stressed than in small groups (characteristic of most protandrous species), where subordinates were generally more stressed than dominants<sup>86</sup>. This pattern likely explains why the same mechanism, involving stress, would be involved in distinct sex-change strategies (protogyny vs protandry).

**ASR, mating competition, and parental care.** To reproduce successfully, dioecious organisms may need to pass through several major stages of reproduction: find a mate, decide whether to divorce or keep the mate for future breeding, and provide care for the young if necessary (Fig. 4a–d). The relative frequencies of adult males and females are expected to fundamentally structure behavior across these stages, particularly because the rarer sex in a population is expected to have greater bargaining power in mate choice, pair bonding, and parenting decisions<sup>5–7,87</sup>. In addition to the interactions between males and females in the context of reproduction, ASR can also influence male-male and female-female interactions. Experimental and comparative studies regularly support these expectations, although recent work highlights the need to explore more diverse interactions responsible for a suite of subtle fitness implications<sup>88,89</sup>.

**Mate choice.** Darwin<sup>90</sup> thought that sexual selection should be a straightforward process whereby males, to secure a mating, compete more intensively with increasingly abundant males. Recent work, however, provides a more nuanced view of mating behavior with respect to the ASR. Specifically, mating rates at male-skewed ASRs tend to *decrease* for males and *increase* for females<sup>91</sup>. For example, while male courtship rates do indeed increase with male-skewed ASR in fruit flies and gobies<sup>92,93</sup>, their success rates decline. In addition, females become increasingly choosy and spend more time discriminating between individual males when more males are available to mate<sup>91,92,94</sup>.

Consequently, ASR fluctuations in wild populations may trigger complex and facultative mate choice decisions. For example, among Darwin's finches, the choice of a mate is generally influenced by learning through early experience. However, fluctuations in environmental quality that drive sex ratio skew have more immediate consequences for mate choice<sup>95</sup>. Specifically, in years of drought, a male-bias emerges resulting in fewer extra-pair mating opportunities for males and greater choosiness among females. Females additionally benefit from male-biased sex ratios through more frequent polyandry and elevated fertility than is observed at even sex ratios<sup>95</sup>.

Importantly, with shifts in the ASR, not only does the number of competitors change but so does the reward for successful individuals<sup>96,97</sup>. For instance, with increasingly female-skewed populations, the average number of mates per male increases. Consequently, variance in male mating success also increases due to some males being better able to monopolize sexual access to females<sup>5</sup>. Thus, because sexual selection is linked to variance in reproductive success, mating skew (and therefore sexual selection) becomes amplified for males in populations with female-



**Box 4 | Effects of sex ratios on parental sex roles**

In most species with parental care, parents differ in the amount of care they provide to their offspring. If egalitarian biparental care is not required for offspring survival and development, there is a conflict of interest on the amount of care to be provided by the male and female parent. The 'Fisher condition'<sup>184,185</sup> is crucial for predicting the outcome of this conflict. In sexually reproducing diploid species, each offspring has one father and one mother. Hence, the total reproductive output of all adult males must exactly match the total reproductive output of all adult females. Any bias in ASR has a straightforward implication: if one sex is  $k > 1$  times more abundant than the other, a member of the minority sex produces, on average,  $k$  times as many offspring as a member of the majority sex. If the ASR of a cohort is fully determined at the time of maturation and does not change later in life, a straightforward line of argumentation<sup>20,186</sup> reveals that the majority sex in adulthood is selected to do most of the caring, assuming that parenting roles are evolutionarily flexible. Hence, a male-biased ASR is predicted to lead to male-biased care, while a female-biased ASR leads to female-biased care. This simple causality breaks down if the ASR of a cohort is not constant but affected by differential mortality between the mating stage and the caring stage, and/or differential mortality between the sexes<sup>187,188</sup>. In this case, the source of ASR variation matters. For example, if the sex ratio at maturation is 1:1 and the sexes differ in mortality at the caring stage, the sex with the lowest care-mortality will be selected to do most of the caring<sup>188</sup>. If care-mortality is substantial, the ASR will become biased toward the non-caring sex (opposite to the standard expectation), as this sex avoids an important source of mortality. The most complicated situation arises when the sexes differ in mortality at the mating stage. As shown in a simulation study<sup>188</sup>, the same mortality pattern can lead to the evolution of either male-biased care or female-biased care. Again, the ASR will become biased toward the non-caring sex, in contrast to the standard expectation. The latter example shows that the same demographic parameters (i.e., sex-specific mortalities) can lead to alternative evolutionary outcomes, which differ in their care pattern and the resulting ASR bias.

The discussion above considers the adult sex ratio, but the sex ratio at conception (the 'primary sex ratio', PSR) and the sex ratio at the end of parental care (the 'fledging sex ratio', FSR) are also intimately related to parental sex roles. This is perhaps surprising, as Fisher's Equal Allocation Principle<sup>184,189,190</sup>, which predicts a 1:1 sex ratio at independence of young<sup>191</sup>, seems to hold under quite general conditions. However, a recent simulation study<sup>188</sup> shows that the joint evolution of the primary sex ratio and sex-specific care leads to parental sex roles in a predictable manner: if one type of offspring is 'cheaper' in that it has a lower mortality or requires less parental care, the sex ratio of young at independence should not be 1:1 but biased to the cheaper sex and, all other things being equal, the cheaper sex at birth should do most of the caring when a parent.

All the above predictions consider relatively simple scenarios with few feedbacks between different mortality implications of reproductive behaviors ("all other things being equal..."). Simulations indicate<sup>188</sup> that even under these conditions parental sex roles can be 'evolutionarily labile' in that they readily switch between alternative equilibria. This does not change if factors like sexual selection are added to the model: for the same parameters there are alternative evolutionary outcomes, and sexual selection, sex ratios, and parental care patterns affect each other in intricate ways. These theoretical insights—consistent with empirical studies—further bolster the need for advancing ASR as a multidisciplinary research program.

skewed ASRs. A recent phylogenetic analysis provides empirical support, showing that male-biased sexual size dimorphism (an often-used indicator of sexual selection) in birds and mammals is most pronounced not in species that exhibit male-skewed ASRs, as Darwin conjectured, but rather in female-skewed species<sup>98</sup>, an outcome consistent with early studies of sexual size dimorphism and sex ratios in both birds and mammals<sup>99,100</sup>.

Population density, however, may modify male and female mating strategies and the response of individuals towards skewed ASRs. In fruit flies and beetles, fertilization success increases with both male-skewed ASRs and population density<sup>101</sup>. The effects of the ASR and density, however, is not simply additive because fertilization success increases more quickly with male-skewed ASR at high population densities than at low densities. Accordingly, intense sexual selection (i.e., high reproductive skew, intense competition, and high risk of being left out of mating among males) may be observed at male-skewed ASRs with high population densities<sup>102</sup>. Importantly, results from lab-based studies are consistent with field studies across a variety of species<sup>103,104</sup>.

*Mating systems and pair bonds.* The number and distribution of mates, and the duration of pair bonds vary substantially among animals, and recent works highlight the significance of ASR in their variation. The excess of either males or females in a population can affect fitness payoffs for species-specific patterns of pair-bonding. Enhanced mating opportunities for the rarer sex in the population appears to destabilize monogamous pair-bonds and lead to multi-mate families and/or divorce to find new partners<sup>20,91,105</sup>. Studies of wild populations with flexible breeding systems tend to be consistent with these theoretical predictions<sup>54</sup>. In populations which exhibit variation in their ASR, polygyny by males and polyandry by females were associated with female-skewed or male-skewed ASR, respectively, suggesting that changes on ecological time scales in relative frequencies of the sexes could variably favor one sex over the other in terms of payoffs to multiple matings<sup>106–108</sup>.

Comparative studies of evolutionary time scales across different species additionally support these findings. Polygyny by males is associated with female-skewed ASRs, whereas polyandry by females is usually associated with male-biased ASRs<sup>109,110</sup>. However, an unresolved question from these studies is whether species exposed to long-term ASR bias across evolutionary time will also be responsive to increasing temporal and spatial variation in ASR at an ecological time scale due to rapidly changing environments.

*Parental care.* Theoretically, a surplus of mating partners can entice a parent to abandon their family and start a new reproductive event with a different mate (Box 4). Thus, in species that exhibit multiple types of caring within a population (e.g., female-only care, male-only care, biparental care), females may abandon their families at male-skewed ASR whereas male abandonment is more common at female-skewed ASR<sup>105,111</sup>. However, payoffs to novel mating opportunities in response to ASR skew can be highly variable, even among closely related species<sup>112</sup>. Specifically, the relative parenting roles of males and females make reliance on care a key driving consideration for benefits to the pursuit of additional mating opportunities<sup>58,113</sup>. The responses of individuals in flexible social systems on ecological time frames are consistent with broad scale phylogenetic analyses where male-skewed ASRs are associated with more care by males relative to females on evolutionary time scales, at least in birds<sup>109</sup>.

Two factors prohibit drawing strong conclusions from past studies. First, untested is the assumption that demographic and behavioral estimates from current populations are robust to temporal and/or spatial variation<sup>28,95</sup>. Because fluctuations in these traits are common, demographic variation could undermine broad phylogenetic associations. Nevertheless, ASR estimates are often consistent between different temporal and/or spatial estimates in birds and mammals<sup>18</sup>. These studies suggest that ASR estimates, at least in contemporary populations, are reliable. Second, the responses of parents to ASR variability at ecological

time scales are limited by the plasticity of their parenting traits. Parents of some species have specific adaptations to providing care, such as a brood pouch in male pipefishes or mammary glands in female mammals, which can constrain responsiveness to ASR skew because offspring survival depends on a caring parent possessing these specific traits<sup>114</sup>.

**Sex roles and sex ratios.** Although the evolution of sex roles is a contentious subject, evolutionary associations between sex ratios and sex-biased patterns of care and competition are proposed to have emerged via one of two routes. First, due to sex differences in mortality, a skew in the ASR could have emerged in a population and, via frequency-dependent selection, resulted in sex-biased payoffs to mating, pair-bonding, and parenting behavior for males and females<sup>7,115</sup>. Second, early in the course of evolution, sex differences in gametic investment may have led to sex differences in costs to parental care and biases in the OSR (i.e., who is available to mate)<sup>97</sup>. The downstream consequences could have been more intense competition and amplified expression of traits involved in sexual selection in the non-caring sex (e.g., weaponry, gaudy coloration), thereby elevating the mortality risk of the bearer and resulting in ASR bias<sup>11,21</sup> (T. H. Clutton-Brock pers comm). Both scenarios have theoretical support, yet more work is needed to establish which one best fits a particular group of organisms<sup>15,98</sup>.

**Population dynamics and viability.** The relative frequency of the sexes influences population growth and persistence over time<sup>116</sup>. For example, a female-skewed population is expected to grow faster due to potentially higher birth rates than a population of equal size with a male-skewed ASR. However, the relationships between ASR and population growth and viability are complex, and dependent on a variety of social characteristics, including mating system and group structure<sup>115,117,118</sup>. In general, mathematical models forecast that species with monogamous mating systems will have both high population growth rates and low extinction risks at balanced ASRs, whereas polygynous species are least vulnerable to extinction at female-biased ASRs. In addition, the ASR usually has a larger effect on population growth and persistence among polygynous rather than monogamous populations<sup>115,117</sup>.

Empirical studies corroborate the predicted influence of ASRs on fertility and population growth rates because male-skewed ASRs are associated with reduced female fertility and stationary (or declining) populations<sup>45,119</sup>. Reduced fertility and suppressed population growth can be driven by excess males and by physiological responses among females to the overabundance of males: high rates of male aggression elevate females' stress levels, reduce their fecundity, and increase female mortality<sup>120,121</sup>. Experiments using common lizards indicate that females in their reproductive prime have higher reproductive success in female-skewed rather than in male-skewed populations, likely due to the reduced harassment by males<sup>122</sup>. To avoid male-driven mating aggression, females may migrate out of male-skewed populations and seek populations with more favorable ASRs<sup>123,124</sup>.

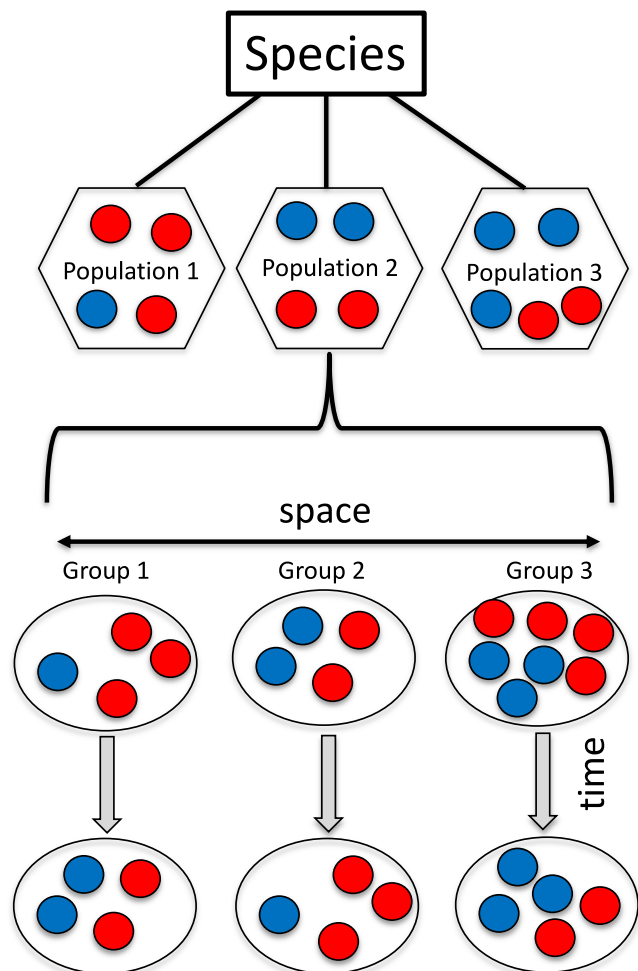
While females can potentially achieve high reproductive success in female-skewed populations, the outcome is often context-dependent<sup>122,125,126</sup>. Scarcity of males may limit female fertility, so that females may not find a mate, or the males they find are of poor quality and/or not able to fertilize all of their eggs<sup>127–129</sup>. In addition, because female fertilization success is influenced by the ASR, population density, and their interaction<sup>101</sup>, the effects of ASR on population viability also depend on population density. For instance, the scarcity of males at low population density is associated with reduced fecundity in

first-time breeder female moose because of the limited ability of males to fertilize all of the females across expansive ranges<sup>129</sup>. Conversely, male excess can improve female fertility in monogamous species and allow females to select from a broader range of males and thus produce more viable offspring<sup>130</sup>. Furthermore, in species where males provide parental care, an excess of males increases female reproductive success through elevated resource provisioning by individual males<sup>106</sup> therefore, a surfeit of females could actually reduce population-level reproductive rates<sup>131,132</sup>.

Importantly, because a skewed ASR impacts the reproductive success and viability of populations, wildlife managers, conservation biologists, and captive breeders need to determine the optimal ASR for harvesting and/or conserving wild populations, and managing captive breeding stocks<sup>133,134</sup>. Firstly, the effective population size of many wild animals is substantially smaller than the total population size, partly due to skewed ASRs<sup>135</sup>. Therefore, preserving enough genetic variation in small populations with skewed and/or fluctuating ASRs will be especially challenging<sup>45,136</sup>. Secondly, selective removal of males for trophy hunting may disrupt social systems and counterintuitively, reduce harvestable returns<sup>137</sup>. A detailed understanding of social systems and demography is thus essential for optimal harvest and population management<sup>132,137</sup>. Thirdly, skewed adult sex ratios can have far reaching implications for threatened animals, as evidenced by the critically endangered Tasmanian parrot. An introduced predator primarily kills nesting females and their clutches, resulting in the remaining females mating with multiple males. Mixed paternity, however, results in low nesting success and population viability models predict steep population declines<sup>138</sup>. Taken together, understanding the causes of skewed ASRs and their implications are not only essential for advancing evolutionary biology, but also significant for real life biological applications<sup>18,45,47,119,123,139</sup>.

**ASR effects in space and time.** Interspecific variation in ASR is large across animal species, ranging from a strong female bias in isopods (only 1% of individuals are males) to a strong male bias in some reptiles and birds (90% male; Box 3)<sup>54</sup>. With this variability, broad-scale analyses on the effects of ASR on mate acquisition, mating systems, and parenting has focused on correlations between the average ASR of a species and one, or several, components of social or reproductive behavior. For example, ASR is associated with mating systems and sexual size dimorphism<sup>98,110</sup> the latter is a useful index of the intensity of male-male competition and has been shown to increase with progressively female-biased ASRs<sup>98–100</sup>. While these and other studies revealed new insights about evolutionary associations between sex ratios and sexual selection, such a comparative approach overlooks variation among individuals and populations. It further raises fundamental questions about the level of population aggregation, mechanisms, and plasticity of social behavior in the face of ASR variation (Fig. 5).

Long-term field studies reveal substantial intraspecific variation in ASR over time<sup>7,14,57,95</sup>. For example, the ASR in a marsupial population changed more than two-fold over just five years<sup>140</sup>, and field studies among fish have revealed even more pronounced fluctuations across a single breeding season<sup>92</sup>. In humans, warfare results in punctuated male-biased mortality events that can dramatically shift ASRs over short time scales, in both small-scale and industrial societies<sup>141,142</sup>. The ASR can additionally vary spatially, either among different populations or among neighboring social units, as in many non-human primates, humans, and mice<sup>12,143</sup>. Hence, a biologically meaningful measure of ASR for breeding systems and social behavior may vary. For some species it may simply be the ASR of the immediate group, while in others



**Fig. 5 Spatial and temporal variation in ASR.** Every social group may have different number of adult females (red circles) and males (blue circles). A group's ASR will change as a result of deaths, maturations, emigrations and immigrations over time, and neighboring groups of a population often have different ASRs. Adults may move between groups, and local ASR may trigger these movements<sup>120,170</sup>. The average ASR may vary across populations of the same species. This variation also raises the questions whether the current local or the average long-term population- or species-specific ASR underly variation in social behavior and how animals perceive the relevant sex ratio.

it may be the ASR of the wider neighborhood, inclusive of other groups and potential floater individuals. Nonetheless, while ASR may vary temporally or spatially, reactions to variability in partner availability may be phylogenetically constrained due to, for example, aspects of mating system and social organization. Behavioral options to fluctuating ASR are likely more limited among pair-living birds (due to offspring bi-parental care demands) than group-living mammals.

The observed plasticity in mate choice, pair-bonding, and parenting gives rise to novel questions concerning how information about ASR variation is perceived. Over which social neighborhood is this knowledge sampled—an individual's own group, all of its neighboring groups, or even beyond? Furthermore, is this knowledge accumulated over time or can it be immediately assessed? Specific answers to these questions likely depend on the predominant species-specific modalities used for communication. In humans, information about sex ratios can be deduced from visual and acoustic stimuli that feed into an evolved psychological mechanism for functional, fast, and

relatively automatic abilities to track local sex ratios<sup>144,145</sup>. These cognitive mechanisms to detect ASR variation remain unstudied in animals. Nonetheless, much of the currently available evidence indicates that individuals respond flexibly to their locally perceived ASR<sup>146,147</sup>. Natural, intraspecific fluctuations in ASR impact mate choice and breeding system, and potentially any frequency dependent behavioral and life-history strategy between the sexes. The limits of this plasticity remain currently unknown for most species; however, experimental manipulations of ASR in both vertebrates and invertebrates have yielded the strongest evidence for a causal role of ASR in adaptively shaping plasticity in sex role behaviors<sup>91,94,101,111,148,149</sup>.

**Population scale.** Local ASRs may vary considerably—both spatially across populations—and temporally from year to year within a group. For example, humans historically lived in small populations, which are particularly susceptible to random variation in sex-biased births and deaths<sup>12,150–152</sup>. Hunter-gatherer groups are typically composed of 35–80 individuals, where, by chance, births may be predominantly male in one year and female in the next. A longitudinal study of neotropical hunter-gatherers found that in some years men outnumbered women by fourfold, while at other times the excess of women was nearly as extreme<sup>12</sup>. This demographic characteristic of small populations has direct implications for mating options and partner availability.

Scaling up from small- to large-scale societies, and from subsistence to market economies, deviations from sex-ratio parity are common. While the world-wide ASR hovers near an even number of men to women, nation states express wide variation in ASRs. Skewed ASRs today are caused by a number of demographically and behaviorally mediated factors, the most influential being son preference and economic migration<sup>153–155</sup>. Son preference, access to sex-selective abortion, female infanticide, and neglect of female health contribute to differential child mortality, and results in an excess of males during crucial reproductive years (Fig. 2c). Economic and labor migration across borders where males or females differentially relocate for work also influence nationally skewed ASRs. The latter trend is more common among men. In countries such as Bahrain, Oman, United Arab Emirates, and Qatar, men outnumber women by 2- or 3-fold<sup>156</sup>.

Female-biased abortion as a result of son preference has created highly skewed sex ratios in large parts of China and India. Although the sex ratio at birth has become somewhat less male-biased across the 2010s in both countries, males born at the peak of the sex ratio at birth (from 2000 to 2010) are now at or reaching reproductive age. In some areas of rural China, the excess of young men has resulted in ASRs approaching 60% male<sup>156</sup>. More numerous, but less extreme, are female-biased nations, including Nepal, which has the lowest global ASR of 44% male due to higher rates of male mortality and out-migration. The ASR in the EU, Canada and U.S. all hover near parity, although local ASRs can vary substantially<sup>157–159</sup>.

**Consequences of skew for human societies.** Frequency-dependent mating and parenting decisions, and the concept of mating markets, apply equally well for human and non-human societies<sup>5,54</sup>, although human studies often report more subtle associations between ASR and social behavior than animal studies. For example, imbalanced ASRs are associated with rates of violence (Box 5)<sup>158</sup>, personality shifts<sup>160</sup>, socio-sexual orientation<sup>161</sup>, economic decision-making<sup>145</sup>, and intergroup relationships<sup>12</sup>. Furthermore, ASR predicts the formation and stability of pair bonds in human populations<sup>157,162,163</sup>. In female-biased communities, males tend to pursue short-term mating goals<sup>161</sup>. For example, in urban areas where ASRs are female-

**Box 5 | More men = more violence?**

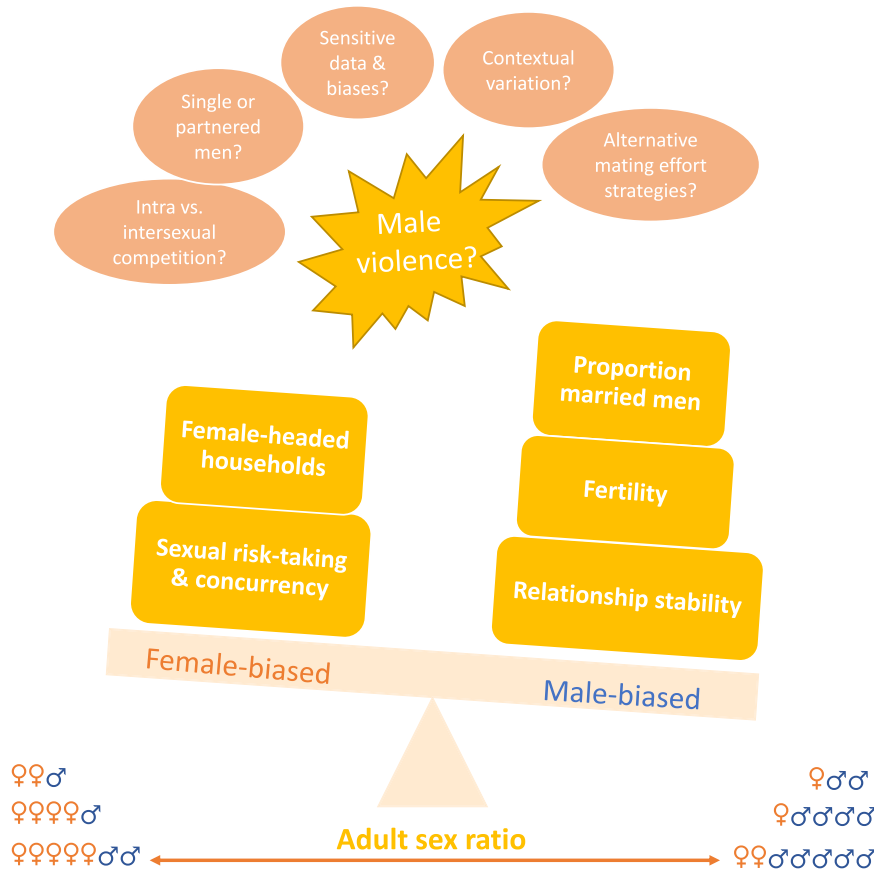
The association between ASR and male violence has been intensely studied in humans. The traditional argument purports that a surplus of men in a given population causes more men to be unpartnered, which leads them to compete more vigorously for mates<sup>11,21,90</sup>. Such competition sometimes occurs through violence, as evidenced by the observation that single men are overrepresented as violent offenders<sup>192</sup>. However, theoretical advancements have questioned this assertion and instead proposed that men will reduce mating effort when they are plentiful<sup>20</sup>, resulting in less violence. Male strategies of displaying and adhering to characteristics that women seek in long-term committed relationships may instead be favored. Studies on both human and nonhuman animals have shown that male reproductive skew is higher where females are in excess<sup>5,7</sup>. Yet, studies that evaluate the competing predictions have failed to provide convincing support for either side<sup>5</sup>, since the adult sex ratio has been both positively<sup>193-199</sup> and negatively<sup>158,200-203</sup> associated with violent crime, homicide, and sexual assault.

There are several potential reasons for these diverging results. First, there is considerable variation in the nature and quality of the data on violence employed. Violence is a sensitive topic; scholars are dependent on events that appear in registers or other data sources and the ecological fallacy is often an issue (i.e., making inferences about an individual based on aggregate data for a group)<sup>204</sup>. Second, it is not always possible to distinguish between male violence towards other men and towards women. Such a distinction is crucial as one might otherwise conflate intra- and intersexual competition. Third, mating effort will not necessarily involve violent behavior, nor is all violent behavior mating effort. With regards to the latter, other underlying factors, such as substance abuse or economic inequality may explain different rates of violence within and between populations. Whether an individual will resort to violence in the quest for mates might depend on the particular sociocultural context, as well as individual characteristics.

Violence is unlikely to show a significant association with the ASR if some men pursue non-violent strategies to acquire a mate. Furthermore, only a few studies have examined whether men who have children or vary in socioeconomic status respond differently to a partner scarcity, but such studies suggest that differences do exist<sup>199,205</sup>.

In sum, while the human literature on sex ratio skew appears to show a fairly coherent picture for outcomes such as fertility and family formation, the impact on violence remains unresolved<sup>206</sup>. Given the potential direct and indirect effects on various societal issues, especially in large populations such as China and India, it is crucial to bring more clarity to this question. For instance, “tough on crime” policies that favor incarcerations may potentially exacerbate, rather than lessen, existing levels of violence<sup>197</sup>.

**Box 5 Fig: Weighing the evidence.** The empirical evidence for how adult sex ratios are linked to human mating behavior is mixed. However, on balance, studies from different contexts suggest that the prevalence of female-headed households and sexual risk-taking are higher under female-biased sex ratios, whereas marriage rates, fertility, and relationship stability are higher under male-biased sex ratios. For the outcome of male violence, the jury is still out as studies have demonstrated both positive and negative associations with ASR. Various factors, from data biases to lack of theoretical clarity, may be responsible for the contradicting patterns and need to be addressed in future work.





biased due to, in part, high rates of male incarceration and mortality, men have higher rates of sexual concurrency, and nonmarital fertility and single motherhood are at their highest. One consequence of this is that HIV transmission rates are higher in female-biased communities<sup>159</sup>.

In male-biased populations, on the contrary, men are more likely to be married, part of a family, and sexually committed to one partner<sup>157</sup>. However, where men are abundant, many of them are unable to marry, and this is of particular concern—especially in societies where marriage is expected and is the primary path to pair-bonding. For example, in China, never-married men (termed ‘bare branches’) are at greater risk for depression and suicide<sup>4</sup> and have a tendency toward antisocial behavior and violence. Together, this has raised concerns related to local societal stability and security. In both China and India, an excess of males appears to have contributed to sex industry expansion, female coercion, and bride trafficking<sup>156</sup>.

As in animal societies, male-biased populations can provide advantages to females, especially in societies where women have traditionally held low status<sup>156</sup>. Over time, the social position of women has increased in some male-biased societies, whereby women benefited from their enhanced standing by way of rarity, leading to more educational and economic opportunities as well as improved mental health outcomes<sup>164</sup>. For example, the relationship between the ‘value’ of women and their scarcity has contributed to increases in the proportion of female university graduates and female participation in the labor force in China. As of 2018, 52.5% of all undergraduate and 49.6% of all graduate students were women, and women made-up 43.7% of the total labor force—a striking transition in just a few generations<sup>165</sup>. In addition, monogamy is more prevalent in male-biased societies and women generally prefer long-term monogamous relationships compared to men<sup>166</sup>. This preference has been argued to explain the lower rates of premarital and extramarital sex and lower divorce rates in male-biased ASRs<sup>167</sup>. Finally, in male-biased societies women also have greater opportunity to marry-up with men of higher socio-economic status<sup>155</sup>. Ultimately, such material and social improvements for women have contributed to more balanced sex ratios at birth through a decline in son preference.

**Outlook.** While both the causes and effects of variation in offspring sex ratio have been thoroughly explored over the past century, the sex ratio of adults has received far less attention. Recent studies of adult sex ratios are bringing together appealing features from different fields including anthropology, conservation biology, demography, behavioral ecology, and population dynamics. Combining these fields into a single framework to understand sex ratios produces unique and synergistic opportunities for the social and biological sciences. The way forward has been cleared by the many recent experimental and comparative analyses across animal taxa, and these studies attest to the novel insights that ASR-focused research can bring to social behavior in both human and non-human animal societies. Exploring the varied future prospects, through a multidisciplinary lens, will serve to both establish the importance of ASR across diverse fields and inform applied work and social policy on topics ranging from biodiversity conservation to public health.

**Reporting summary.** Further information on research design is available in the Nature Research Reporting Summary linked to this article.

Received: 13 July 2022; Accepted: 3 November 2022;  
Published online: 19 November 2022

## References

- Wedekind, C. & Küng, C. Shift of spawning season and effects of climate warming on developmental stages of a grayling (Salmonidae). *Conserv. Biol.* **24**, 1418–1423 (2010).
- Capdevila, P., Stott, I., Beger, M. & Salguero-Gómez, R. Towards a comparative framework of demographic resilience. *Trends Ecol. Evol.* **35**, 776–786 (2020).
- Katzner, T. E. et al. Assessing population-level consequences of anthropogenic stressors for terrestrial wildlife. *Ecosphere* **11**, e03046 (2020).
- Zhou, X. & Hesketh, T. High sex ratios in rural China: declining well-being with age in never-married men. *Philos. Trans. R. Soc. B: Biol. Sci.* **372**, 20160324 (2017). **One of the few studies in humans that targets well-being as an outcome, showing concerning mental health implications of sex ratio skew.**
- Schacht, R., Rauch, K. L. & Borgerhoff Mulder, M. Too many men: the violence problem? *Trends Ecol. Evol.* **29**, 214–222 (2014). **An influential review of violence and sex ratios across human societies that sets the agenda for how reformulated sexual selection theory can inform mating strategies in humans.**
- Donald, P. F. Adult sex ratios in wild bird populations. *Ibis* **149**, 671–692 (2007).
- Székely, T., Weissing, F. J. & Komdeur, J. Adult sex ratio variation: implications for breeding system evolution. *J. Evol. Biol.* **27**, 1500–1512 (2014). **A comprehensive overview of mate choice, mating systems and parental care in relation to ASR.**
- Du Bois, W. E. B. *The Philadelphia Negro* (The University of Pennsylvania, 1899).
- Groves, E. & Ogburn, W. *American Marriage and Family Relationships* (Henry Holt and Company, 1928).
- Mayr, E. The sex ratio in wild birds. *Am. Naturalist* **73**, 156–179 (1939).
- Trivers, R. L. Parental investment and sexual selection. in *Sexual Selection & the Descent of Man* 136–179 (Aldine de Gruyter, 1972).
- Kramer, K., Schacht, R. & Bell, A. Adult sex ratios and partner scarcity among hunter-gatherers: Implications for dispersal patterns and the evolution of human sociality. *Philos. Trans. R. Soc. B: Biol. Sci.* **372**, 20160316 (2017).
- Kappeler, P. M. et al. Sex roles and sex ratios in animals. *Biol. Rev.* (in press).
- Kappeler, P. M. Sex roles and adult sex ratios: insights from mammalian biology and consequences for primate behaviour. *Philos. Trans. R. Soc. B: Biol. Sci.* **372**, 20160321 (2017).
- Clutton-Brock, T. Social evolution in mammals. *Science* **373**, eabc9699 (2021).
- Garamszegi, L. Z., Pavlova, D. Z., Eens, M. & Møller, A. P. The evolution of song in female birds in Europe. *Behav. Ecol.* **18**, 86–96 (2007).
- Cooney, C. R. et al. Sexual selection predicts the rate and direction of colour divergence in a large avian radiation. *Nat. Commun.* **10**, 1773 (2019).
- Ancona, S., Dénes, F. V., Krüger, O., Székely, T. & Beissinger, S. R. Estimating adult sex ratios in nature. *Philos. Trans. R. Soc. B: Biol. Sci.* **372**, 20160313 (2017). **A methodology-focused review highlighting the pros and cons of various ASR estimation methods used in wildlife biology.**
- Fitze, P. S. & Le Galliard, J.-F. Operational sex ratio, sexual conflict and the intensity of sexual selection. *Ecol. Lett.* **11**, 432–439 (2008).
- Kokko, H. & Jennions, M. D. Parental investment, sexual selection and sex ratios. *J. Evol. Biol.* **21**, 919–948 (2008). **A landmark theoretical study that explains the complex relationships between parental care, ASR and OSR.**
- Emlen, S. T. & Oring, L. W. Ecology, sexual selection, and the evolution of mating systems. *Science* **197**, 215–223 (1977). **A landmark study that introduced the concept of operational sex ratio (OSR).**
- Pipoly, I. et al. The genetic sex-determination system predicts adult sex ratios in tetrapods. *Nature* **527**, 91–94 (2015). **A pathbreaking phylogenetic study that showed sex determination systems are related to ASR in tetrapods.**
- Carmona-Isunza, M. C. et al. Adult sex ratio and operational sex ratio exhibit different temporal dynamics in the wild. *Behav. Ecol.* **28**, 523–532 (2017).
- Weir, L., Grant, J. & Hutchings, J. The influence of operational sex ratio on the intensity of competition for mates. *Am. Naturalist* **177**, 167–176 (2011).
- Hays, G. C., Shimada, T. & Schofield, G. A review of how the biology of male sea turtles may help mitigate female-biased hatchling sex ratio skews in a warming climate. *Mar. Biol.* **169**, 89 (2022).
- Ancona, S., Liker, A., Carmona-Isunza, M. C. & Székely, T. Sex differences in age-to-maturation relate to sexual selection and adult sex ratios in birds. *Evolution Lett.* **4**, 44–53 (2020).
- Gluckman, P. D. & Hanson, M. A. Evolution, development and timing of puberty. *Trends Endocrinol. Metab.* **17**, 7–12 (2006).
- Veran, S. & Beissinger, S. R. Demographic origins of skewed operational and adult sex ratios: perturbation analyses of two-sex models. *Ecol. Lett.* **12**, 129–143 (2009).
- Wilson, E. O. *Sociobiology: The New Synthesis*. (Harvard University Press, 1975).
- Ågren, J. A. & Clark, A. G. Selfish genetic elements. *PLoS Genet.* **14**, e1007700 (2018).

31. Engelstädter, J. & Hurst, G. D. D. The ecology and evolution of microbes that manipulate host reproduction. *Annu. Rev. Ecol., Evolution, Syst.* **40**, 127–149 (2009).
32. Beukeboom, L. W. & Perrin, N. *The Evolution of Sex Determination*. (Oxford University Press, 2014). <https://doi.org/10.1093/acprof:oso/9780199657148.001.0001>.
33. Geffroy, B. & Douhard, M. The adaptive sex in stressful environments. *Trends Ecol. Evol.* **34**, 628–640 (2019).
34. Nemesházi, E. et al. Novel genetic sex markers reveal high frequency of sex reversal in wild populations of the agile frog (*Rana dalmatina*) associated with anthropogenic land use. *Mol. Ecol.* **29**, 3607–3621 (2020).
35. Geffroy, B. Energy as the cornerstone of environmentally driven sex allocation. *Trends Endocrinol. Metab.* **33**, 670–679 (2022).
36. Janzen, F. J. & Paukstis, G. L. Environmental sex determination in reptiles: ecology, evolution, and experimental design. *Q. Rev. Biol.* **66**, 149–179 (1991).
37. Cook, J. M. Sex determination in invertebrates. in *Sex Ratios: Concepts and Research Methods* (ed. Hardy, I. C. W.) 178–194 (Cambridge University Press, 2002). <https://doi.org/10.1017/CBO9780511542053.009>.
38. Godwin, J., Luckenbach, J. A. & Borski, R. J. Ecology meets endocrinology: environmental sex determination in fishes. *Evol. Dev.* **5**, 40–49 (2003).
39. West, S. *Sex Allocation*. (Princeton University Press, 2009).
40. Geffroy, B. & Wedekind, C. Effects of global warming on sex ratios in fishes. *J. Fish. Biol.* **97**, 596–606 (2020).
41. Edmunds, S. Sex ratios in a warming world: thermal effects on sex-biased survival, sex determination, and sex reversal. *J. Heredity* **112**, 155–164 (2021).
42. Valenzuela, N. et al. Extreme thermal fluctuations from climate change unexpectedly accelerate demographic collapse of vertebrates with temperature-dependent sex determination. *Sci. Rep.* **9**, 4254 (2019).
43. Hays, G. C., Mazaris, A. D. & Schofield, G. Different male vs. female breeding periodicity helps mitigate offspring sex ratio skews in sea turtles. *Front. Marine Sci.* **1**, 43 (2014).
44. Maitre, D. et al. Sex differentiation in grayling (*Salmonidae*) goes through an all-male stage and is delayed in genetic males who instead grow faster. *Sci. Rep.* **7**, 15024 (2017).
45. Donald, P. F. Lonely males and low lifetime productivity in small populations. *Ibis* **153**, 465–467 (2011).
46. Mabry, K. E., Shelley, E. L., Davis, K. E., Blumstein, D. T. & Vuren, D. H. V. Social mating system and sex-biased dispersal in mammals and birds: a phylogenetic analysis. *PLoS ONE* **8**, e57980 (2013).
47. Clutton-Brock, T. *Mammal Societies*. (John Wiley and Sons, 2016).
48. Kalmbach, E. & Benito, M. M. Sexual size dimorphism and offspring vulnerability in birds. in *Sex, Size and Gender Roles* (Oxford University Press, 2007). <https://doi.org/10.1093/acprof:oso/9780199208784.003.0015>.
49. Berger, J. & Gompper, M. E. Sex ratios in extant ungulates: products of contemporary predation or past life histories? *J. Mammal.* **80**, 1084–1113 (1999).
50. Christe, P., Keller, L. & Roulin, A. The predation cost of being a male: implications for sex-specific rates of ageing. *Oikos* **114**, 381–384 (2006).
51. Boukal, D. S., Berec, L. & Krivan, V. Does sex-selective predation stabilize or destabilize predator-prey dynamics? *PLoS ONE* **3**, e2687 (2008).
52. Moore, S. L. & Wilson, K. Parasites as a viability cost of sexual selection in natural populations of mammals. *Science* **297**, 2015–2018 (2002).
53. Fairbairn, D., Blanckenhorn, W. & Székely, T. *Sex, Size and Gender Roles: Evolutionary Studies of Sexual Size Dimorphism*. *Sex, Size and Gender Roles: Evolutionary Studies of Sexual Size Dimorphism* <https://doi.org/10.1093/acprof:oso/9780199208784.001.0001> (2007).
54. Székely, T., Liker, A., Freckleton, R. P., Fichtel, C. & Kappeler, P. M. Sex-biased survival predicts adult sex ratio variation in wild birds. *Proc. R. Soc. B: Biol. Sci.* **281**, 20140342 (2014).
55. Tidière, M. et al. Does sexual selection shape sex differences in longevity and senescence patterns across vertebrates? A review and new insights from captive ruminants. *Evolution* **69**, 3123–3140 (2015).
56. Lemaitre, J.-F. et al. Sex differences in adult lifespan and aging rates of mortality across wild mammals. *Proc. Natl Acad. Sci. USA* **117**, 8546–8553 (2020).
57. Wedekind, C. et al. Persistent unequal sex ratio in a population of grayling (*Salmonidae*) and possible role of temperature increase. *Conserv. Biol.* **27**, 229–234 (2013).
58. Eberhart-Phillips, L. J. et al. Demographic causes of adult sex ratio variation and their consequences for parental cooperation. *Nat. Commun.* **9**, 1651 (2018).
59. Schacht, R., Macfarlan, S. J., Meeks, H., Cervantes, P. L. & Morales, F. Male survival advantage on the Baja California peninsula. *Biol. Lett.* **16**, 20200600 (2020).
60. Schacht, R., Tharp, D. & Smith, K. R. Sex ratios at birth vary with environmental harshness but not maternal condition. *Sci. Rep.* **9**, 9066 (2019).
61. Schacht, R. et al. Frail males on the American frontier: the role of environmental harshness on sex ratios at birth across a period of rapid industrialization. *Soc. Sci.* **10**, 319 (2021).
62. Casey, J. A., Gemmill, A., Elser, H., Karasek, D. & Catalano, R. Sun smoke in Sweden: perinatal implications of the Laki volcanic eruptions, 1783–1784. *Epidemiology* **30**, 330–333 (2019).
63. Catalano, R., Bruckner, T. & Smith, K. R. Ambient temperature predicts sex ratios and male longevity. *Proc. Natl Acad. Sci. USA* **105**, 2244–2247 (2008).
64. Hollingshaus, M., Utz, R., Schacht, R. & Smith, K. R. Sex ratios and life tables: Historical demography of the age at which women outnumber men in seven countries, 1850–2016. *Historical Methods: A J. Quant. Interdiscip. Hist.* **52**, 244–253 (2019).
65. Li, X.-Y. & Kokko, H. Sex-biased dispersal: a review of the theory. *Biol. Rev.* **94**, 721–736 (2019).
66. Alho, J. S., Matsuba, C. & Merilä, J. Sex reversal and primary sex ratios in the common frog (*Rana temporaria*). *Mol. Ecol.* **19**, 1763–1773 (2010).
67. Sandercock, B. K., Beissinger, S. R., Stoleson, S. H., Melland, R. R. & Hughes, C. R. Survival rates of a neotropical parrot: implications for latitudinal comparisons of avian demography. *Ecology* **81**, 1351–1370 (2000).
68. Budden, A. E. & Beissinger, S. R. Against the odds? Nestling sex ratio variation in green-rumped parrotlets. *Behav. Ecol.* **15**, 607–613 (2004).
69. Thompson, F. J. et al. Reproductive competition triggers mass eviction in cooperative banded mongooses. *Proc. Biol. Sci.* **283**, 20152607 (2016).
70. Jaccarini, V., AGius, L., Schembri, P. J. & Rizzo, M. Sex determination and larval sexual interaction in *Bonellia viridis* Rolando (Echiura: Bonelliidae). *J. Exp. Mar. Biol. Ecol.* **66**, 25–40 (1983).
71. Tingley, G. & Anderson, R. Environmental sex determination and density-dependent population regulation in the entomogenous nematode *Romanomermis culcivorax*. *Parasitology* **92**, 431–449 (1986).
72. Hardisty, M. W. Sex composition of lamprey populations. *Nature* **191**, 1116–1117 (1961).
73. Docker, M. F., William, F. & Beamish, H. Age, growth, and sex ratio among populations of least brook lamprey, *Lampetra aepyptera*, larvae: an argument for environmental sex determination. *Environ. Biol. Fish.* **41**, 191–205 (1994).
74. Geffroy, B. & Bardonnnet, A. Sex differentiation and sex determination in eels: consequences for management. *Fish. Fish.* **17**, 375–398 (2016).
75. Ribas, L., Valdivieso, A., Díaz, N. & Piferer, F. Appropriate rearing density in domesticated zebrafish to avoid masculinization: links with the stress response. *J. Exp. Biol.* **220**, 1056–1064 (2017).
76. Garcia-Cruz, E. L. et al. Crowding stress during the period of sex determination causes masculinization in pejerrey *Odontesthes bonariensis*, a fish with temperature-dependent sex determination. *Comp. Biochem. Physiol. A Mol. Integr. Physiol.* **245**, 110701 (2020).
77. Geffroy, B. et al. Parental selection for growth and early-life low stocking density increase the female-to-male ratio in European sea bass. *Sci. Rep.* **11**, 13620 (2021).
78. Fricke, H. & Fricke, S. Monogamy and sex change by aggressive dominance in coral reef fish. *Nature* **266**, 830–832 (1977).
79. Todd, E. V. et al. Stress, novel sex genes, and epigenetic reprogramming orchestrate socially controlled sex change. *Sci. Adv.* **5**, eaaw7006 (2019).
80. Kuwamura, T., Nakashim, Y. & Yogo, Y. Sex change in either direction by growth-rate advantage in the monogamous coral goby, *Paragobiodon echinocephalus*. *Behav. Ecol.* **5**, 434–438 (1994).
81. Rodgers, E. W., Earley, R. L. & Grober, M. S. Social status determines sexual phenotype in the bi-directional sex changing bluebanded goby *Lythrypnus dalli*. *J. Fish. Biol.* **70**, 1660–1668 (2007).
82. Munday, P. L., Caley, M. J. & Jones, G. P. Bi-directional sex change in a coral-dwelling goby. *Behav. Ecol. Sociobiol.* **43**, 371–377 (1998).
83. Goikoetxea, A., Todd, E. V. & Gemmill, N. J. Stress and sex: does cortisol mediate sex change in fish? *Reproduction* **154**, R149–R160 (2017).
84. Nozu, R. & Nakamura, M. Cortisol administration induces sex change from ovary to testis in the protogynous Wrasse, *Halichoeres trimaculatus*. *Sex. Dev.* **9**, 118–124 (2015).
85. Olivotto, I. & Geffroy, B. Clownfish. in *Marine Ornamental Species Aquaculture* (eds. Calado, R., Olivotto, I., Oliver, M. P. & Holt, G. J.) 177–199 (John Wiley & Sons, Ltd, 2017). <https://doi.org/10.1002/9781119169147.ch12>.
86. Bessa, E., Brandão, M. L. & Gonçalves-de-Freitas, E. Integrative approach on the diversity of nesting behaviour in fishes. *Fish Fisheries* **23**, 564–583 (2022).
87. Safari, I. & Goymann, W. The evolution of reversed sex roles and classical polyandry: Insights from coucals and other animals. *Ethology* **127**, 1–13 (2021).
88. Komdeur, J., Székely, T., Long, X. & Kingma, S. A. Adult sex ratios and their implications for cooperative breeding in birds. *Philos. Trans. R. Soc. Lond. B Biol. Sci.* **372**, 20160322 (2017).
89. Jankowiak, Ł., Tryjanowski, P., Hetmański, T. & Skórka, P. Experimentally evoked same-sex sexual behaviour in pigeons: better to be in a female-female pair than alone. *Sci. Rep.* **8**, 1654 (2018).

90. Darwin, C. *The Descent of Man, and Selection in Relation to Sex* (John Murray, 1871).
91. Bleu, J., Bessa-Gomes, C. & Laloi, D. Evolution of female choosiness and mating frequency: effects of mating cost, density and sex ratio. *Anim. Behav.* **83**, 131–136 (2012).
92. Forsgren, E., Amundsen, T., Borg, A. A. & Bjelvenmark, J. Unusually dynamic sex roles in a fish. *Nature* **429**, 551–554 (2004).
93. Monier, M., Nöbel, S., Isabel, G. & Danchin, E. Effects of a sex ratio gradient on female mate-copying and choosiness in *Drosophila melanogaster*. *Curr. Zool.* **64**, 251–258 (2018).
94. Jirotkul, M. Operational sex ratio influences preference and male–male competition in guppies. *Anim. Behav.* **58**, 287–294 (1999).
95. Grant, P. R. & Grant, B. R. Adult sex ratio influences mate choice in Darwin's finches. *Proc. Natl Acad. Sci. USA* **116**, 12373–12382 (2019).
96. Queller, D. C. Why do females care more than males? *Proc. Biol. Sci.* **264**, 1555–1557 (1997). **A prescient overview that explains why females are more likely than males to provide care, including the explanation that a female-biased ASR means that males have a higher mean mating rate than females, which makes caring more costly for males.**
97. Janicke, T., Häderer, I. K., Lajeunesse, M. J. & Anthes, N. Darwinian sex roles confirmed across the animal kingdom. *Sci. Adv.* **2**, e1500983 (2016).
98. Liker, A. et al. Evolution of large males is associated with female-skewed adult sex ratios in amniotes. *Evolution* **75**, 1636–1649 (2021).
99. Clutton-Brock, T. H., Harvey, P. H. & Rudder, B. Sexual dimorphism, socionomic sex ratio and body weight in primates. *Nature* **269**, 797–800 (1977).
100. Wittenberger, J. F. The evolution of mating systems in grouse. *Condor* **80**, 126–137 (1978).
101. Vahl, W. K., Boiteau, G., Heij, M. E., de, MacKinley, P. D. & Kokko, H. Female fertilization: effects of sex-specific density and sex ratio determined experimentally for Colorado potato beetles and *Drosophila* fruit flies. *PLoS ONE* **8**, e60381 (2013).
102. House, C. M., Rapkin, J., Hunt, J. & Hosken, D. J. Operational sex ratio and density predict the potential for sexual selection in the broad-horned beetle. *Anim. Behav.* **152**, 63–69 (2019).
103. Warner, R. R. & Hoffman, S. G. Population density and the economics of territorial defense in a coral reef fish. *Ecology* **61**, 772–780 (1980).
104. Pröhl, H. Population differences in female resource abundance, adult sex ratio, and male mating success in *Dendrobates pumilio*. *Behav. Ecol.* **13**, 175–181 (2002).
105. McNamara, J. M., Székely, T., Webb, J. N. & Houston, A. I. A dynamic game-theoretic model of parental care. *J. Theor. Biol.* **205**, 605–623 (2000).
106. Davies, N. B. *Dummock Behaviour and Social Evolution*. (Oxford University Press, 1992).
107. Pilastro, A., Biddau, L., Marin, G. & Mingozzi, T. Female brood desertion increases with number of available mates in the Rock Sparrow. *J. Avian Biol.* **32**, 68–72 (2001).
108. Rossmanith, E., Grimm, V., Blaum, N. & Jeltsch, F. Behavioural flexibility in the mating system buffers population extinction: lessons from the lesser spotted woodpecker *Picoides minor*. *J. Anim. Ecol.* **75**, 540–548 (2006).
109. Liker, A., Freckleton, R. P. & Székely, T. The evolution of sex roles in birds is related to adult sex ratio. *Nat. Commun.* **4**, 1587 (2013). **An important comparative study that shows both social mating system and parenting are associated with ASR in shorebirds.**
110. Liker, A., Freckleton, R. P. & Székely, T. Divorce and infidelity are associated with skewed adult sex ratios in birds. *Curr. Biol.* **24**, 880–884 (2014).
111. Balshine-Earn, S. & Earn, D. J. D. On the evolutionary pathway of parental care in mouth-brooding cichlid fishes. *Proc. R. Soc.* **265**, 2217–2222 (1998).
112. Parra, J. E., Beltrán, M., Zefania, S., Dos Remedios, N. & Székely, T. Experimental assessment of mating opportunities in three shorebird species. *Anim. Behav.* **90**, 83–90 (2014).
113. Székely, T., Cuthill, I. & Kis, J. Brood desertion in Kentish plover: sex differences in remating opportunities. *Behav. Ecol.* **10**, 185–190 (1999). **An important early field study showing that intraspecific variation in parental care can be explained by the availability of mates, which in turn depends on the prevailing ASR.**
114. Clutton-Brock, T. H. *The Evolution of Parental Care. The Evolution of Parental Care* (Princeton University Press, 1991). <https://doi.org/10.1515/9780691206981>.
115. Bessa-Gomes, C., Legendre, S. & Clobert, J. Allee effects, mating systems and the extinction risk in populations with two sexes. *Ecol. Lett.* **7**, 802–812 (2004).
116. Lindström, J. & Kokko, H. Sexual reproduction and population dynamics: the role of polygyny and demographic sex differences. *Proc. Biol. Sci.* **265**, 483–488 (1998).
117. Lee, A. M., Saether, B.-E. & Engen, S. Demographic stochasticity, allee effects, and extinction: the influence of mating system and sex ratio. *Am. Naturalist* **177**, 301–313 (2011).
118. Leach, D., Shaw, A. K. & Weiss-Lehman, C. Stochasticity in social structure and mating system drive extinction risk. *Ecosphere* **11**, e03038 (2020).
119. Gowmaris, N. J. & Boersma, P. D. Sex-biased survival contributes to population decline in a long-lived seabird, the Magellanic Penguin. *Ecol. Appl.* **29**, 1–17 (2019).
120. Le Galliard, J.-F., Fitze, P. S., Ferrière, R. & Clobert, J. Sex ratio bias, male aggression, and population collapse in lizards. *Proc. Natl Acad. Sci. USA* **102**, 18231–18236 (2005).
121. Lea, J. M. D. et al. Non-invasive physiological markers demonstrate link between habitat quality, adult sex ratio and poor population growth rate in a vulnerable species, the Cape mountain zebra. *Funct. Ecol.* **32**, 300–312 (2018).
122. Dreiss, A. N., Cote, J., Richard, M., Federici, P. & Clobert, J. Age- and sex-specific response to population density and sex ratio. *Behav. Ecol.* **21**, 356–364 (2010).
123. Dale, S. Female-biased dispersal, low female recruitment, unpaired males, and the extinction of small and isolated bird populations. *Oikos* **92**, 344–356 (2001).
124. Morrison, C. A., Robinson, R. A., Clark, J. A. & Gill, J. A. Causes and consequences of spatial variation in sex ratios in a declining bird species. *J. Anim. Ecol.* **85**, 1298–1306 (2016).
125. Chipman, A. & Morrison, E. The impact of sex ratio and economic status on local birth rates. *Biol. Lett.* **9**, 20130027 (2013).
126. Krainacker, D. A. & Carey, J. R. Sex ratio in a wild population of twospotted spider mites. *Holarct. Ecol.* **14**, 97–103 (1991).
127. Bunnell, D. B., Madenjian, C. P. & Croley, T. E. Long-term trends of bloater (*Coregonus hoyi*) recruitment in Lake Michigan: evidence for the effect of sex ratio. *Can. J. Fish. Aquat. Sci.* **63**, 832–844 (2006).
128. Forbes, M. R., McCurdy, D. G., Lui, K., Mautner, S. I. & Boates, J. S. Evidence for seasonal mate limitation in populations of an intertidal amphipod, *Corophium volutator* (Pallas). *Behav. Ecol. Sociobiol.* **60**, 87–95 (2006).
129. Solberg, E. J., Loison, A., Ringsby, T. H., Sæther, B. E. & Heim, M. Biased adult sex ratio can affect fecundity in primiparous moose *Alces alces*. *Wildl. Biol.* **8**, 117–128 (2002).
130. Pipoly, I., Székely, T. & Liker, A. Multiple paternity is related to adult sex ratio and sex determination system in reptiles. *Journal of Evolutionary Biology* (under review).
131. Jones, A. G., Rosenqvist, G., Berglund, A., Arnold, S. J. & Avise, J. C. The Bateman gradient and the cause of sexual selection in a sex-role-reversed pipefish. *Proc. R. Soc. Lond. Ser. B: Biol. Sci.* **267**, 677–680 (2000).
132. Clutton-Brock, T. H., Coulson, T. N., Milner-Gulland, E. J., Thomson, D. & Armstrong, H. M. Sex differences in emigration and mortality affect optimal management of deer populations. *Nature* **415**, 633–637 (2002).
133. Lambertucci, S. A., Carrete, M., Speziale, K. L., Hiraldo, F. & Donazar, J. A. Population sex ratios: another consideration in the reintroduction – reinforcement debate? *PLoS ONE* **8**, e75821 (2013).
134. Snyder, K. T., Freidenfelds, N. A. & Miller, T. E. X. Consequences of sex-selective harvesting and harvest refuges in experimental meta-populations. *Oikos* **123**, 309–314 (2014).
135. Frankham, R. Effective population size/adult population size ratios in wildlife: a review. *Genet. Res.* **66**, 95–107 (1995).
136. Sæther, B.-E. et al. Time to extinction in relation to mating system and type of density regulation in populations with two sexes. *J. Anim. Ecol.* **73**, 925–934 (2004).
137. Milner, J., Nilsen, E. & Andreassen, H. Demographic side effects of selective hunting in ungulates and carnivores. *Conserv. Biol.: J. Soc. Conserv. Biol.* **21**, 36–47 (2007).
138. Heinsohn, R., Olah, G., Webb, M., Peakall, R. & Stojanovic, D. Sex ratio bias and shared paternity reduce individual fitness and population viability in a critically endangered parrot. *J. Anim. Ecol.* **88**, 502–510 (2019).
139. Lee, P. L. M., Schofield, G., Haughey, R. I., Mazaris, A. D. & Hays, G. C. A review of patterns of multiple paternity across sea turtle rookeries. *Adv. Mar. Biol.* **79**, 1–31 (2018).
140. Wayne, A. F. et al. Sudden and rapid decline of the abundant marsupial *Bettongia penicillata* in Australia. *Oryx* **49**, 175–185 (2015).
141. Roscoe, P. Dead Birds: The “Theater” of War among the Dugum Dani. *Am. Anthropologist* **113**, 56–70 (2011).
142. Bethmann, D. & Kvasnicka, M. World war ii, missing men and out of wedlock childbearing. *Economic J.* **123**, 162–194 (2013).
143. Schradin, C. et al. Geographic intra-specific variation in social organization is driven by population density. *Behav. Ecol. Sociobiol.* **74**, (2020).
144. Brandner, J. L., Dillon, H. M. & Brase, G. L. Convergent evidence for a theory of rapid, automatic, and accurate sex ratio tracking. *Acta Psychologica* **210**, (2020).
145. Griskevicius, V. et al. The financial consequences of too many men: sex ratio effects on saving, borrowing, and spending. *J. Personal. Soc. Psychol.* **102**, 69–80 (2011).
146. Fritzsche, K., Booksmythe, I. & Arnqvist, G. Sex ratio bias leads to the evolution of sex role reversal in honey locust beetles. *Curr. Biol.* **26**, 2522–2526 (2016).



147. Bath, E. et al. Sex ratio and the evolution of aggression in fruit flies. *Proc. R. Soc. B: Biol. Sci.* **288**, 20203053 (2021).
148. Beltran, S., Cézilly, F. & Boissier, J. Adult sex ratio affects divorce rate in the monogamous endoparasite *Schistosoma mansoni*. *Behav. Ecol. Sociobiol.* **63**, 1363–1368 (2009).
149. Chuard, P., Brown, G. & Grant, J. The effects of adult sex ratio on mating competition in male and female guppies (*Poecilia reticulata*) in two wild populations. *Behavioural Process.* **129**, 1–10 (2016).
150. Lande, R. Risks of population extinction from demographic and environmental stochasticity and random catastrophes. *Am. Naturalist* **142**, 911–927 (1993).
151. May, R. & Allen, P. Stability and complexity in model ecosystems. *Syst., Man Cybern., IEEE Trans.* **44**, 887–887 (1977).
152. Wobst, H. M. Boundary conditions for paleolithic social systems: a simulation approach. *Am. Antiquity* **39**, 147–178 (1974).
153. Dyson, T. *Causes and Consequences of Skewed Sex Ratios*. (2012) <https://doi.org/10.1146/annurev-soc-071811-145429>.
154. Edlund, L. Son preference, sex ratios, and marriage patterns. *J. Political Econ.* **107**, 1275–1304 (1999).
155. Hesketh, T. & Xing, Z. W. Abnormal sex ratios in human populations: causes and consequences. *Proc. Natl Acad. Sci. USA* **103**, 13271–13275 (2006).
156. Hesketh, T. & Min, J. M. The effects of artificial gender imbalance. *EMBO Rep.* **13**, 487–492 (2012).
157. Schacht, R. & Kramer, K. L. Patterns of family formation in response to sex ratio variation. *PLoS ONE* **11**, e0160320 (2016).
158. Schacht, R., Tharp, D. & Smith, K. R. Marriage markets and male mating effort: violence and crime are elevated where men are rare. *Hum. Nat.* **27**, 489–500 (2016).
159. Pouget, E. R. Social determinants of adult sex ratios and racial/ethnic disparities in transmission of HIV and other sexually transmitted infections in the USA. *Philos. Trans. R. Soc. Lond. B Biol. Sci.* **372**, 20160323 (2017). **An important study on humans that bridges the gap between theory and policy illustrating a societal issue related to sex ratio imbalance and sexually transmitted diseases risk in a vulnerable sub-population in the USA.**
160. Del Giudice, M. Sex ratio dynamics and fluctuating selection on personality. *J. Theor. Biol.* **297**, 48–60 (2012).
161. Schacht, R. & Borgerhoff Mulder, M. Sex ratio effects on reproductive strategies in humans. *R. Soc. Open Sci.* **2**, 140402 (2015). **A pioneering study of a small-scale population that demonstrates mating strategies vary with the sex ratio at local level.**
162. Jones, J. H. & Ferguson, B. Demographic and Social predictors of intimate partner violence in colombia: a dyadic power perspective. *Hum. Nat.* **20**, 184–203 (2009).
163. Ugglia, C. & Mace, R. Local ecology influences reproductive timing in Northern Ireland independently of individual wealth. *Behav. Ecol.* **27**, 158–165 (2016).
164. Gutentag, M. & Secord, P. Too Many Women? *SAGE Publications Inc* (1983). **A landmark book that presented historical and quantitative evidence for how sex ratio skew impacts family structure and the societal values applied to men and women.**
165. *United Nations Population Fund Annual Report*. <https://www.unfpa.org/annual-report-2020> (2020)
166. Schmitt, D. P. Sociosexuality from Argentina to Zimbabwe: a 48-nation study of sex, culture, and strategies of human mating. *Behav. Brain Sci.* **28**, 247–275 (2005).
167. Baumeister, R. F. & Vohs, K. D. Sexual economics: sex as female resource for social exchange in heterosexual interactions. *Pers. Soc. Psychol. Rev.* **8**, 339–363 (2004).
168. Reid, P. C. et al. Global impacts of the 1980s regime shift. *Glob. Change Biol.* **22**, 682–703 (2016).
169. Grafe, T. U. & Linsenmair, K. E. Protogynous sex change in the reed frog *Hyperolius viridiflavus*. *Copeia* **1989**, 1024–1029 (1989).
170. Trochet, A. et al. Population sex ratio and dispersal in experimental, two-patch metapopulations of butterflies. *J. Anim. Ecol.* **82**, 946–955 (2013).
171. Thomson, D., Cooch, E. & Conroy, M. Modeling demographic processes in marked populations. <https://doi.org/10.1007/978-0-387-78151-8> (2009).
172. Dail, D. & Madsen, L. Models for estimating abundance from repeated counts of an open metapopulation. *Biometrics* **67**, 577–587 (2011).
173. Kéry, M. & Royle, J. Andrew. *Applied Hierarchical Modeling in Ecology: Analysis of distribution, abundance and species richness in R and BUGS*. 783 (2015).
174. US Census Bureau. Accuracy and coverage evaluation of Census 2000: Design and Methodology. (2004).
175. Guillot, M. The dynamics of the population sex ratio in India, 1971–96. *Popul. Stud.* **56**, 51–63 (2002).
176. Dyson, E. A. & Hurst, G. D. D. Persistence of an extreme sex-ratio bias in a natural population. *Proc. Natl Acad. Sci. USA* **101**, 6520–6523 (2004).
177. Hays, G. C., Mazaris, A. D., Schofield, G. & Laloë, J.-O. Population viability at extreme sex-ratio skews produced by temperature-dependent sex determination. *Proc. R. Soc. B.* **284**, 20162576 (2017).
178. Rózsa, L., Reiczigel, J. & Majoros, G. Quantifying parasites in samples of hosts. *J. Parasitol.* **86**, 228–232 (2000).
179. Cockburn, A., Scott, M. P. & Dickman, C. R. Sex ratio and intrasexual kin competition in mammals. *Oecologia* **66**, 427–429 (1985).
180. Douglas III, H. & Malenke, J. R. An Extraordinary Host-Specific Sex Ratio in an Avian Louse (Phthiraptera: Insecta)-Chemical Distortion? *Environ. Entomol.* (2015).
181. Bonnet, X. et al. A prison effect in a wild population: a scarcity of females induces homosexual behaviors in males. *Behav. Ecol.* **27**, 1206–1215 (2016).
182. Beltran, S. & Boissier, J. Male-biased sex ratio: why and what consequences for the genus *Schistosoma*? *Trends Parasitol.* **26**, 63–69 (2010).
183. Beltran, S. & Boissier, J. Schistosome monogamy: who, how, and why? *Trends Parasitol.* **24**, 386–391 (2008).
184. Fisher, R. *The Genetical Theory of Natural Selection* (The Clarendon Press, 1930).
185. Houston, A. & McNamara, J. John Maynard Smith and the importance of consistency in evolutionary game theory. *Biol. Philos.* **20**, 933–950 (2005).
186. Kokko, H. & Jennions, M. D. Sex differences in parental care. in *The Evolution of Parental Care* (Oxford University Press, 2012). <https://doi.org/10.1093/acprof:oso/9780199692576.003.0006>.
187. Fromhage, L. & Jennions, M. D. Coevolution of parental investment and sexually selected traits drives sex-role divergence. *Nat. Commun.* **7**, 12517 (2016). **A theoretical study showing that under a simple null scenario the sex ratio of male to female care does not evolve in response to ASR, but rather to the sex ratio at maturation.**
188. Long, X. The Evolution of Parental Sex Roles. PhD dissertation, University of Groningen (2020).
189. Seger, J. & Stubblefield, J. W. Models of sex ratio evolution. in *Sex Ratios: Concepts and Research Methods* (ed. Hardy, I. C. W.) 2–25 (Cambridge University Press, 2002). <https://doi.org/10.1017/CBO9780511542053.002>.
190. Pen, I. & Weissing, F. J. Optimal sex allocation: steps towards a mechanistic theory. in *Sex Ratios: Concepts and Research Methods* (ed. Hardy, I. C. W.) 26–46 (Cambridge University Press, 2002). <https://doi.org/10.1017/CBO9780511542053.003>.
191. Bodmer, W. & Edwards, A. Natural selection and the sex ratio. *Ann. Hum. Genet.* **239–244**, (1960).
192. Sampson, R. J., Laub, J. H. & Wimer, C. Does marriage reduce crime? A counterfactual approach to within-individual causal effects. *Criminology* **44**, 465–508 (2006).
193. Avakame, E. F. Sex ratios, female labor force participation, and lethal violence against women: extending Guttentag and Secord's Thesis. *Violence Women* **5**, 1321–1341 (1999).
194. Diamond-Smith, N. & Rudolph, K. The association between uneven sex ratios and violence: Evidence from 6 Asian countries. *PLoS ONE* **13**, e0197516 (2018). **One of the few studies on crime and sex ratios that uses individual-level data of reported crime as linked to area level sex ratio skew.**
195. Drèze, J. & Khera, R. Crime, gender, and society in India: Insights from homicide data. *Popul. Dev. Rev.* **26**, 335–352 (2000).
196. Edlund, L., Li, H., Yi, J. & Zhang, J. Sex ratios and crime: evidence from China. *Rev. Econ. Stat.* **95**, 1520–1534 (2013).
197. Messner, S. F. & Sampson, R. J. The sex ratio, family disruption, and rates of violent crime: the paradox of demographic structure. *Soc. Forces* **69**, 693–713 (1991).
198. Trent, K. & South, S. J. Mate availability and women's sexual experiences in China. *J. Marriage Fam.* **74**, 201–214 (2012).
199. Filser, A., Barclay, K., Beckley, A., Ugglia, C. & Schnettler, S. Are skewed sex ratios associated with violent crime? A longitudinal analysis using Swedish register data. *Evolution Hum. Behav.* **42**, 212–222 (2021).
200. Barber, N. The sex ratio as a predictor of cross-national variation in violent crime. *Cross-Cultural Res.* **34**, 264–282 (2000).
201. Barber, N. Countries with fewer males have more violent crime: marriage markets and mating aggression. *Aggress. Behav.* **35**, 49–56 (2009).
202. Obrien, R. M. Sex ratios and rape rates: a powercontrol theory. *Criminology* **29**, 99–114 (1991).
203. Esmail, A. M., Penny, J. & Eargle, L. A. The impact of culture on crime. *Race Gender Class* **20**, 326–343 (2013).
204. Pollet, T. V., Stoevenbelt, A. H. & Kuppens, T. The potential pitfalls of studying adult sex ratios at aggregate levels in humans. *Philos. Trans. R. Soc. B: Biol. Sci.* **372**, (2017). **A critical study that highlights shortcomings inherent in much of the early sex ratio literature, which stems in part from using nation- rather than local-level data.**
205. Ugglia, C. & Mace, R. Adult sex ratio and social status predict mating and parenting strategies in Northern Ireland. *Philos. Trans. R. Soc. B: Biol. Sci.* **372**, 20160318 (2017). **A seminal study on humans demonstrating the impacts of local sex ratio skew depending on individual status on the mating market.**
206. Schacht, R. & Ugglia, C. Beyond sex: reproductive strategies as a function of local sex ratio variation. in *The Oxford Handbook of Human Mating* (Oxford University Press, 2022).



## Acknowledgements

We thank Timothy Clutton-Brock, Graeme Hays, and an anonymous reviewer for their helpful and insightful comments. The authors also acknowledge valuable feedback, prompting the writing of this review, from colleagues from all over the world during the Adult Sex Ratio workshop in Berlin, February 2017. This work has received funding from the Wissenschaftskolleg zu Berlin, Germany, the Swiss National Science Foundation (31003A\_182265), the Royal Society (WM170050, APEX APX\R1\191045) and the National Research, Development and Innovation Office of Hungary (ÉLVONAL KKP-126949).

## Author contributions

T.S., R.S., P.M.K., S.R.B., K.L.K., and M.D.J. conceived the paper. R.S. and T.S. led the writing, editing, and organization of the manuscript, and R.S., S.R.B., C.W., M.D.J., B.G., A.L., P.M.K., F.J.W., K.L.K., T.H., J.B., C.U., M.H., and T.S. contributed text to specific sections, and R.S., S.R.B., C.W., M.D.J., B.G., A.L., P.M.K., F.J.W., K.L.K., T.H., J.B., C.U., M.H., and T.S. approved the final draft.

## Funding

Open access funding provided by University of Debrecen.

## Competing interests

The authors declare no competing interests.

## Additional information

**Supplementary information** The online version contains supplementary material available at <https://doi.org/10.1038/s42003-022-04223-w>.

**Correspondence** and requests for materials should be addressed to Ryan Schacht or Tamás Székely.

**Peer review information** *Communications Biology* thanks Pierre Chuard and the other, anonymous, reviewer(s) for their contribution to the peer review of this work. Primary Handling Editor: Luke R. Grinham.

**Reprints and permission information** is available at <http://www.nature.com/reprints>

**Publisher's note** Springer Nature remains neutral with regard to jurisdictional claims in published maps and institutional affiliations.



**Open Access** This article is licensed under a Creative Commons Attribution 4.0 International License, which permits use, sharing, adaptation, distribution and reproduction in any medium or format, as long as you give appropriate credit to the original author(s) and the source, provide a link to the Creative Commons license, and indicate if changes were made. The images or other third party material in this article are included in the article's Creative Commons license, unless indicated otherwise in a credit line to the material. If material is not included in the article's Creative Commons license and your intended use is not permitted by statutory regulation or exceeds the permitted use, you will need to obtain permission directly from the copyright holder. To view a copy of this license, visit <http://creativecommons.org/licenses/by/4.0/>.

© The Author(s) 2022, corrected publication 2022