



HAL
open science

Bleeding risk of intramuscular injection of COVID-19 vaccines in adult patients with therapeutic anticoagulation

Nicolas Gendron, Lina Khider, Christine Le Beller, Benjamin Espinasse, Claire Auditeau, Wafa Amara, Germain Perrin, David Lebeaux, Anais Gaiffe, Sandrine Combret, et al.

► To cite this version:

Nicolas Gendron, Lina Khider, Christine Le Beller, Benjamin Espinasse, Claire Auditeau, et al.. Bleeding risk of intramuscular injection of COVID-19 vaccines in adult patients with therapeutic anticoagulation. *Journal of Thrombosis and Haemostasis*, 2022, 20 (6), pp.1507-1510. 10.1111/jth.15709 . hal-03866352

HAL Id: hal-03866352

<https://hal.science/hal-03866352>

Submitted on 7 Sep 2024

HAL is a multi-disciplinary open access archive for the deposit and dissemination of scientific research documents, whether they are published or not. The documents may come from teaching and research institutions in France or abroad, or from public or private research centers.

L'archive ouverte pluridisciplinaire **HAL**, est destinée au dépôt et à la diffusion de documents scientifiques de niveau recherche, publiés ou non, émanant des établissements d'enseignement et de recherche français ou étrangers, des laboratoires publics ou privés.



Since January 2020 Elsevier has created a COVID-19 resource centre with free information in English and Mandarin on the novel coronavirus COVID-19. The COVID-19 resource centre is hosted on Elsevier Connect, the company's public news and information website.

Elsevier hereby grants permission to make all its COVID-19-related research that is available on the COVID-19 resource centre - including this research content - immediately available in PubMed Central and other publicly funded repositories, such as the WHO COVID database with rights for unrestricted research re-use and analyses in any form or by any means with acknowledgement of the original source. These permissions are granted for free by Elsevier for as long as the COVID-19 resource centre remains active.

RESEARCH LETTER

Bleeding risk of intramuscular injection of COVID-19 vaccines in adult patients with therapeutic anticoagulation

Dear Editor,

Efficacy and safety of vaccines against the severe acute respiratory syndrome coronavirus 2 (SARS-CoV-2) was demonstrated,^{1,2} however an additional booster dose is recommended in most countries. Intramuscular (IM) injections for patients with therapeutic anticoagulation³ is a major concern because of risk of bleeding and muscle hematomas.⁴ Regarding anticoagulants, the warning about IM administration is present in the monograph for vitamin K antagonist (VKA), but not for direct oral anticoagulants (DOACs). Evidence supporting IM injection in patients with anticoagulant exists but generally focused on IM influenza vaccination in patients treated with VKA therapy.³ However, in line with the growing number of patients treated with DOACs, generalizing the conclusions of literature review³ to patients treated with DOACs receiving IM vaccine was hazardous. Several national guidelines described the practical aspects of IM vaccination in patients treated with anticoagulants.⁵⁻⁷ Concerning the bleeding risk associated with IM vaccination, Public Health England addressed the specific case of administering COVID-19 vaccine to individuals receiving anticoagulants.⁷ These guidelines stated that individuals on stable anticoagulation therapy, including individuals on VKA who are up-to-date with their scheduled INR testing and whose latest INR was below the upper threshold of their therapeutic range, could receive IM vaccination. If there is any doubt, a consultation with the clinician responsible for prescribing or monitoring the individual's anticoagulant therapy is recommended. Overall, for IM route, the injection should be performed in the deltoid muscle,⁵ with a fine needle (23-gauge at least)^{4,6} and performed by medically trained personnel. A firm pressure, without rubbing, at the injection site should be maintained 2 to 5 min after.⁵

The aim of our study was to evaluate the risk of bleeding events at the site of injection following IM vaccination in patients treated with therapeutic anticoagulation.

We first performed a French multicenter prospective study including adult patients treated with anticoagulant therapy for venous thromboembolism (VTE) between May 2021 and September 2021 in the Georges Pompidou European Hospital (Paris, France) and Brest university hospital center (Brest, France). Consecutive patients were

asked to report bleeding events at the site of COVID-19 vaccine injection during a planned follow-up for VTE. All bleeding events were classified according to International Society on Thrombosis and Haemostasis (ISTH) classification.^{8,9} The physician collected data from patients using a standardized questionnaire during patient consultation. No exclusion criteria were applied. The study was performed in accordance with the Declaration of Helsinki. The institutional review board of each center approved the study, and anonymous data collection was declared to the appropriate authorities (AnticoVax 20210917152943, CERAPHP.5, IRB registration: #00011928). The patients' non-opposition to the use of their data for research was collected in accordance with the European regulation (General Data Protection Regulation, GDPR). Continuous data were expressed as median with interquartile range [IQR] (25th–75th percentiles). Categorical data were expressed in numbers (*n*) and percentages.

Between May 2021 and September 2021, a total of 348 consecutive patients with anticoagulant therapy received 561 IM injections of COVID-19 vaccines. Characteristics of patients are reported in [Table 1](#). Briefly, median age of patients was 68.4 years (IQR 59.0–76.1) and 65.2% were males. Patients were treated for a first episode of non-provoked VTE (49.1%) or recurrent VTE (35.6%) and for long-term therapeutic anticoagulation in most cases (95.0%). Almost all patients were treated with DOACs (96.6%), 11 (3.2%) patients with VKA and only one (0.2%) with tinzaparin. During the study period, 234 (74.0%) patients had IM vaccination with BNT162b2 (BioNTech/Pfizer), 63 (19.9%) with ChAdOx1 nCov-19 (Oxford–AstraZeneca), 15 (4.7%) with mRNA 1273 (Moderna) and four (1.2%) with Ad26.OV2.S (Johnson & Johnson/Janssen). Overall, patients received 561 IM injections of COVID-19 vaccines of them; among them, 251 (72.1%) had one injection, 91 (26.1%) had two injections and six (1.7%) had three injections. For the majority of patients (86.7%), vaccination took place in vaccination centers ([Table 2](#)) and 17.9% of patients had pressure at the injection site during >2 min after the injection and 4.2% skipped an anticoagulant dose before vaccination. After IM injections, a total of three (0.6%) bleeding events were observed, two (0.4%) minor and one (0.2%) clinically relevant non-major bleeding. These three patients were treated with rivaroxaban at the time of IM injection without any further risk factor of bleeding (i.e., age >75 years, presence of renal failure, liver failure, antiplatelet therapy, bleeding history, uncontrolled hypertension).

Manuscript Handled by: David Lillicrap

Final decision: David Lillicrap, 28 February 2022 Manuscript Handled by: David Lillicrap

Final decision: David Lillicrap, 28 February 2022

© 2022 International Society on Thrombosis and Haemostasis

TABLE 1 Clinical characteristics of the vaccinated patients with anticoagulant therapy

	Patients (n = 348)	Available data
Age, years - median (IQR)	68.4 (59.0–76.1)	348
Male - n (%)	227 (65.2)	348
BMI – kg/m ² , median (IQR)	27.4 (25.0–31.0)	328
Plasma creatinine, μmol/L - median (IQR)	79.0 (68.0–93.0)	143
History of thrombosis - n (%)		
First episode of non-provoked VTE	170 (49.1)	346
First episode of provoked VTE	53 (15.3)	
Recurrent VTE	123 (35.6)	
Duration of anticoagulation		
Long term anticoagulation	324 (95.0)	341
3–6 months of anticoagulation	17 (5.0)	
Anticoagulant therapy - n (%)		
VKA	11 (3.2)	346
Apixaban 10.0 mg BID	4 (1.4)	
Apixaban 5.0 mg BID	87 (25.0)	
Apixaban 2.5 mg BID	54 (15.6)	
Rivaroxaban 20 mg OD	114 (32.9)	
Rivaroxaban 10 mg OD	75 (21.7)	
Tinzaparin 175 UI/kg per day	1 (0.2)	
Antiplatelet therapy - n (%)	5 (1.5)	339
Comorbidities - n (%)		
Hypertension	126 (36.3)	347
Atrial fibrillation	13 (3.7)	347
Stroke	5 (1.4)	347
Coronary syndrome or heart failure	11 (3.2)	347
Kidney failure	13 (3.7)	347
Liver dysfunction	1 (0.3)	347
Non-metastatic cancer	44 (12.7)	347
Metastatic cancer	12 (3.5)	347
Chronic inflammatory disease	14 (4.0)	347
History of major bleeding	6 (1.7)	347
History of clinically relevant non-major bleeding	8 (2.3)	347
Anemia	14 (4.0)	347
Thrombocytopenia	2 (0.6)	347
COVID-19 vaccine type - n (%)		
BNT162b2	234 (74.0)	316
ChAdOx1 nCoV-19	63 (19.9)	
mRNA 1273	15 (4.7)	
Ad26.OV2.S	4 (1.2)	
Vaccine doses administered - n (%)		
1	251 (72.1)	348
2	91 (26.1)	
3	6 (1.7)	

Abbreviations: BID, twice daily; BMI, body mass index; IQR, interquartile range; OD, once daily; VKA, vitamin K antagonist; VTE, venous thromboembolism.

TABLE 2 Precautions used at the time of intramuscular vaccination and bleeding events after in patients with anticoagulant therapy

Vaccination - n (%)	Dose of vaccination (n = 561)	Available data
Vaccination center	327 (86.7)	377
General practitioner	33 (8.8)	
Pharmacist	17 (4.5)	
Pressure at the injection site during >2 min	82 (17.9)	457
Anticoagulant dose skipping	22 (4.2)	528
Bleeding events - n (%)	3 (0.6)	561
Minor bleeding	2 (0.4) ^a	
Clinically relevant non major bleeding	1 (0.2) ^b	
Major bleeding	0 (0.0)	

^aTwo patients had minor bleeding events after IM vaccination.

Patient #1 was a 53-years-old man treated with rivaroxaban 20 mg OD for long-term therapeutic anticoagulation. After IM injection with ChAdOx1 nCoV-19 vaccine, he developed a 3-cm superficial subcutaneous hematoma at the site of injection. Patient #2 was a 43-years-old man treated with rivaroxaban 10 mg OD for long-term therapeutic anticoagulation. After IM injection with BNT162b2 vaccine, he developed a 2-cm superficial subcutaneous hematoma at the site of injection. Both patients had no DOAC-skipping dose and no pressure at the injection site during >2 min.

^bOne patient had clinically relevant non major bleeding events after IM vaccination. Patient #3 was a 63-year-old woman treated with rivaroxaban 10 mg OD for long-term therapeutic anticoagulation. After IM injection with BNT162b2 vaccine, she developed a large superficial subcutaneous hematoma that spread all the way up her arm, leading her to consult her treating physician. She had no DOAC-skipping dose and no pressure at the injection site during >2 min.

We next performed a request in the French national pharmacovigilance database (authorization protocol number: CNIL-1922081) to identify cases of bleeding events at the site of injections following COVID-19 vaccine in patients under therapeutic anticoagulation. In France, 69 089 410 doses of COVID-19 vaccine were administered between December 27 2020 and June 30 2021. A total of 13 bleeding events at the injection site in patients with therapeutic anticoagulation were reported. All of these events were classified as minor bleeding according to ISTH criteria. Hence, these bleeding events correspond to a spontaneous notification rate of 0.19 cases (95% confidence interval, CI 0.09–0.29) reported per million of doses administered in France.

Based on our prospective cohort and on the pharmacovigilance database, our results suggest a very low risk of bleeding event at the site of vaccine injection. Thus, to our knowledge, this is the first study assessing IM vaccination in patients treated with therapeutic anticoagulation with a large proportion of DOACs. At the beginning of the COVID-19 vaccination campaign, two strategies could be considered for patients treated with DOACs: either not to discontinue or to consider discontinuing DOAC on the day of the injection.¹⁰ The skipping strategy may apply to DOACs because of their favorable pharmacokinetics properties with shorter half-life and shorter C_{max}

compared to VKA.¹¹ For example, the French Working Group on Perioperative Hemostasis (GIHP) proposed not to administer DOAC the evening before and the morning of procedures at low bleeding risk.¹² This could be applied to patients at low thrombosis risk, especially those at high bleeding risk. In the prospective Dresden NOAC registry,¹¹ authors analyzed peri-interventional safety data from 2179 DOAC-treated patients and classified IM injections as minor procedures. Twenty-nine bleeding events were observed after 641 minor procedures (4.5%, 95% CI 3.1–6.4). No major bleeding was reported after IM injection. Authors concluded that for non-major invasive procedures, rate of complication was low and fatal complications seem to be very rare. However, the proportion of patients who underwent IM injection without holding DOACs was not reported. Only 4.2% of patients included in the present study had skipping dose strategy suggesting that IM vaccination in DOAC patient without skipping dose is safe. The value of firm compression >2 min is necessarily questioned by the small proportion of patients in whom it was performed (17.9%) but given its safety, it cannot be ruled out that it may have prevented some minor bleeding. In the present study, we showed 7 months later only 0.19 cases per million of doses of COVID-19 vaccines administered, confirming again the safety of IM injection of vaccine under therapeutic anticoagulation. One limitation of our study is that the size of the needle for COVID-19 vaccine was not reported.

Overall, in patients receiving therapeutic anticoagulation, IM vaccination against COVID-19 appears to be safe, in particular in patients treated with DOACs, and may not require a skipping dose strategy. While a reminder of general precautions is useful at a time of mass vaccination campaigns, our data support the statement that therapeutic anticoagulation is not a contraindication for being vaccinated against COVID-19.

ACKNOWLEDGEMENTS

None.

CONFLICT OF INTEREST

All authors have nothing to disclose with the present study.

AUTHOR CONTRIBUTION

NG, LK, CLB, BE, AG, SC, BB, TM, OS, CT, BP and FC included the patients. NG, LK, CLB, BE, CA, WA, TM, OS, CT, BP and FC generated the data NG and LK performed biostatistics analyses NG, LK and BP wrote the manuscript NG, LK, OS, BP and FC supervised the study All authors reviewed the manuscript.


FUNDING INFORMATION

This research did not receive any specific grant from funding agencies in the public, commercial, or not-for-profit sectors.

Claire Auditeau^{1,2} 


Wafa Amara^{1,2} 


Germain Perrin^{7,8,9} 



David Lebeaux¹⁰ 



Anais Gaiffe¹¹ 

Sandrine Combret¹² 

Blandine Bertin¹³ 



Agnès Lillo-Le Louet^{1,4} 



Tristan Mirault^{3,14}  

David M. Smadja^{1,2,6}  

Olivier Sanchez^{1,6,15}  

Cécile Tromeur^{5,6} 

Benjamin Planquette^{1,6,15}  

Francis Coutraud^{5,6}  

¹Université de Paris, Innovative Therapies in Haemostasis, INSERM, Paris, France

²Hematology Department, Assistance Publique Hôpitaux de Paris, Centre-Université de Paris (APHP-CUP), Paris, France

³Université de Paris, Vascular Medicine Department, Assistance Publique Hôpitaux de Paris-Centre (APHP-CUP), Paris, France

⁴Département de Pharmacovigilance, Assistance Publique Hôpitaux de Paris, Centre-Université de Paris (APHP-CUP), Paris, France

⁵Centre Hospitalo-Universitaire de Brest, Université de Bretagne Occidentale, Département de Médecine Interne, Vasculaire et Pneumologie, INSERM U1304 GETBO, CIC1412, Brest, France

⁶F-CRIN INNOVTE, Saint-Étienne, France

⁷Université de Paris, Sorbonne Université, Cordeliers Research Centre, INSERM, Paris, France

⁸HeKA, Inria, Paris, France

⁹Département de Pharmacie, Assistance Publique Hôpitaux de Paris, Centre-Université de Paris (APHP-CUP), Paris, France

¹⁰Université de Paris, Microbiologie, Unité Mobile d'Infectiologie, Assistance Publique Hôpitaux de Paris, Centre-Université de Paris (APHP-CUP), Paris, France

¹¹Centre de Pharmacovigilance et d'information sur le Médicament de Franche-Comté, CHU de Besançon, Besançon, France

¹²Centre Régional de Pharmacovigilance de Bourgogne, CHU de Dijon, Dijon, France

¹³Centre Régional de Pharmacovigilance de Lyon, Service Hospitalo-Universitaire de Pharmacotoxicologie, Hospices Civils De Lyon, Lyon, France

¹⁴PARCC, INSERM U970, Paris, France

¹⁵Respiratory Medicine Department, Assistance Publique - Hôpitaux de Paris-Centre (APHP-CUP), Paris, France

Correspondence

Nicolas Gendron, Hematology Department - Assistance Publique Hôpitaux de Paris, AH-HP, Hôpital Européen Georges-Pompidou, 20 rue Leblanc 75015 Paris, France.

Email: nicolas.gendron@aphp.fr

Nicolas Gendron^{1,2}  

Lina Khider³  

Christine Le Beller^{1,4} 

Benjamin Espinasse^{5,6} 

ORCID

Nicolas Gendron  <https://orcid.org/0000-0003-4852-4738>
 Lina Khider  <https://orcid.org/0000-0002-7748-183X>
 Christine Le Beller  <https://orcid.org/0000-0002-6339-0478>
 Benjamin Espinasse  <https://orcid.org/0000-0003-2523-9491>
 Claire Auditeau  <https://orcid.org/0000-0002-8499-1862>
 Wafa Amara  <https://orcid.org/0000-0002-2458-5272>
 Germain Perrin  <https://orcid.org/0000-0002-5330-1777>
 David Lebeaux  <https://orcid.org/0000-0002-7164-831X>
 Anais Gaiffe  <https://orcid.org/0000-0003-3358-5650>
 Sandrine Combret  <https://orcid.org/0000-0002-5333-3226>
 Blandine Bertin  <https://orcid.org/0000-0002-8655-3786>
 Agnès Lillo-Le Louet  <https://orcid.org/0000-0001-8135-7340>
 Tristan Mirault  <https://orcid.org/0000-0001-8690-1093>
 David M. Smadja  <https://orcid.org/0000-0001-7731-9202>
 Olivier Sanchez  <https://orcid.org/0000-0003-1633-8391>
 Cécile Tromeur  <https://orcid.org/0000-0001-9161-7521>
 Benjamin Planquette  <https://orcid.org/0000-0003-0541-7748>
 Francis Couturaud  <https://orcid.org/0000-0002-1855-8032>

TWITTER

Nicolas Gendron  @GendronNico
 Lina Khider  @lina_2411
 Tristan Mirault  @TristanMirault
 David M. Smadja  @DavidMSmadja
 Olivier Sanchez  @SanchezOlivie11
 Benjamin Planquette  @PlanquetteSante
 Francis Couturaud  @FCouturaud

REFERENCES

1. Rotshild V, Hirsh-Racah B, Miskin I, Muszkat M, Matok I. Comparing the clinical efficacy of COVID-19 vaccines: a systematic review and network meta-analysis. *Sci Rep.* 2021;11(1):22777.
2. Smadja DM, Yue Q-Y, Chocron R, Sanchez O, Louet AL-L. Vaccination against COVID-19: insight from arterial and venous thrombosis occurrence using data from VigiBase. *Eur Respir J.* 2021;58(1):2100956.
3. Perrin G, Beller CL, Darnige L, et al. Intramuscular vaccination in adults with therapeutic anticoagulation in the era of COVID-19 vaccines outbreak: a practical review. *TH Open Companion J Thromb Haemost.* 2021;5(2):e166-e170.
4. ACIP General Best Practice Guidelines for Immunization | Recommendations | CDC. <https://www.cdc.gov/vaccines/hcp/acip-recs/general-recs/index.html>. Accessed December 12, 2020.
5. RKI - STIKO Recommendations - STIKO vaccination recommendations 2017/18. https://www.rki.de/EN/Content/infections/Vaccination/recommendations/34_2017_engl.html. Accessed December 12, 2020.
6. Direction générale de la Santé, Comité technique des vaccinations. Guide des vaccinations. Édition 2012.
7. Public Health England. COVID-19 vaccination programme Information for healthcare practitioners.
8. Schulman S, Kearon C, Subcommittee on Control of Anticoagulation of the Scientific and Standardization Committee of the International Society on Thrombosis and Haemostasis. Definition of major bleeding in clinical investigations of anti-hemostatic medicinal products in non-surgical patients. *J Thromb Haemost JTH.* 2005;3(4):692-694.
9. Kaatz S, Ahmad D, Spyropoulos AC, Schulman S, Subcommittee on Control of Anticoagulation. Definition of clinically relevant non-major bleeding in studies of anticoagulants in atrial fibrillation and venous thromboembolic disease in non-surgical patients: communication from the SSC of the ISTH. *J Thromb Haemost JTH.* 2015;13(11):2119-2126.
10. Spyropoulos AC, Al-Badri A, Sherwood MW, Douketis JD. Periprocedural management of patients receiving a vitamin K antagonist or a direct oral anticoagulant requiring an elective procedure or surgery. *J Thromb Haemost JTH.* 2016;14(5):875-885.
11. Beyer-Westendorf J, Gelbricht V, Förster K, et al. Peri-interventional management of novel oral anticoagulants in daily care: results from the prospective Dresden NOAC registry. *Eur Heart J.* 2014;35(28):1888-1896.
12. Albaladejo P, Bonhomme F, Blais N, et al. Management of direct oral anticoagulants in patients undergoing elective surgeries and invasive procedures: updated guidelines from the French working group on perioperative hemostasis (GIHP) - September 2015. *Anaesth Crit Care Pain Med.* 2017;36(1):73-76.