



Dynamics of dry granular avalanches

Raphaël Fischer, Philippe Gondret, Bernard Perrin, Marc Rabaud

► To cite this version:

Raphaël Fischer, Philippe Gondret, Bernard Perrin, Marc Rabaud. Dynamics of dry granular avalanches. *Physical Review E: Statistical, Nonlinear, and Soft Matter Physics*, 2008, 78 (2), pp.021302. 10.1103/PhysRevE.78.021302 . hal-03865208

HAL Id: hal-03865208

<https://hal.science/hal-03865208>

Submitted on 12 Mar 2024

HAL is a multi-disciplinary open access archive for the deposit and dissemination of scientific research documents, whether they are published or not. The documents may come from teaching and research institutions in France or abroad, or from public or private research centers.

L'archive ouverte pluridisciplinaire **HAL**, est destinée au dépôt et à la diffusion de documents scientifiques de niveau recherche, publiés ou non, émanant des établissements d'enseignement et de recherche français ou étrangers, des laboratoires publics ou privés.

Dynamics of Dry Granular Avalanches

Raphaël Fischer¹, Philippe Gondret¹, Bernard Perrin², and Marc Rabaud¹

¹*Lab FAST, CNRS, Université Pierre et Marie Curie-Paris6, Univ Paris-Sud,
Bât. 502, Campus universitaire, F-91405 Orsay cedex, France, and*

²*LPA, CNRS, Ecole Normale Supérieure, Université Pierre et Marie Curie-Paris6,
Université Denis Diderot - Paris 7, 24 rue Lhomond, 75231 Paris cedex, France.*

(Dated: June 27, 2008)

A fine analysis of the statistics of dry granular avalanches in a rotating drum set-up reveals that, beyond the fluctuations, the angle at which an avalanche ends is correlated experimentally to the angle at which the avalanche starts. This correlation resulting from inertia defines an intermediate “neutral” angle that characterizes the corresponding granular pile. In addition, an intensive study of the dynamics of the avalanche shows that the time duration of the avalanche is correlated to its amplitude, being smaller for higher amplitude. The time relaxation of the pile slope during any avalanche, governed by the deviation of the starting angle from the neutral angle, follows a master curve. A simple model recovers most of the results and contributes to a better understanding of the physics of the avalanche flow.

PACS numbers: 45.70.-n, 45.70.Ht.

Keywords: Granular matter, pile angles, avalanches.

Granular matter has been extensively studied by physicists for about two decades, especially the granular flows in different geometries — chute flows, rotating drums, inclined planes, confined piles, shear cells — searching for the granular rheology [1] with the unknown internal stresses of collisional or frictional origin. A better knowledge of granular flows is crucial in numerous natural or industrial situations (debris flows, snow avalanches, powder handling ...). Despite important progress, the mechanisms that make a pile relaxing by a sudden superficial avalanche flow from the starting angle θ_m down to the stopping angle θ_r are not yet well understood. It is known that there is experimentally a typical finite value of avalanche amplitude $\Delta\theta = \theta_m - \theta_r$ [2], except if the pile is too small which leads to a power law distribution without any typical value [3]. The avalanche amplitude is known to exhibit large fluctuations of order one degree around a mean value of about few degrees, with a gaussian like distribution [2, 4]. Both characteristic angles θ_m and θ_r have also been found to fluctuate around a mean value, with smaller fluctuations for θ_r than for θ_m . If the starting angle θ_m has essentially a geometrical origin [5] with a slight influence of solid friction or adhesion, except for high humidity level [6], the origin of the stopping angle θ_r is less clear. A third angle arises from theoretical ideas: The concept of a dynamic or neutral angle which can be different from the angle of repose θ_r indeed emerged progressively [4, 7–10]. This angle is introduced either as corresponding to the dynamic friction coefficient $\mu_d = \tan \theta_d$ at low velocities [4, 8] or as the angle θ_n for which the process of grain accretion compensates exactly the process of grain erosion [9, 10]. This angle θ_n was measured only in an inclined open box experiment [11]. Concerning the time duration of avalanches, if some theoretical studies [9, 10] lead to some predictions, the few experimental studies [2, 12] do not mention any depen-

dence of the duration of avalanches with their amplitude. Furthermore, no experimental work concerns the detailed time relaxation of a pile slope except for situations very far from equilibrium [13–16].

In this Letter, we focus on the relaxation dynamics of natural granular avalanches. The experimental set-up is a rotating cylinder of diameter $2R$ ranging from 8 to 50 cm and width b ranging from 2 to 10 cm. The drum is half-filled with glass beads of diameter d ranging from 0.2 to 8 mm. By a classical video camera (750 \times 500 pixels, 50 images/s), the entire pile is recorded and the interface is tracked by image analysis so as to measure its instantaneous mean slope angle $\theta(t)$ with a typical resolution of 0.01°. The drum is rotating slowly enough to be in the regime of discrete avalanches: A quick avalanche flow lasting typically 1 second arises after typically 1 minute of solid rotation at the drum angular velocity $\Omega \simeq 0.02^\circ/\text{s}$, so that the typical time evolution of the pile slope is the one of Fig. 1. Note that in this regime of natural avalanches, the interface remains flat during the avalanche flow and that no up or down front are observed. The measurement of the mean slope angle $\theta(t)$ of the pile thus remains pertinent at any time. The starting angle θ_m (resp. the stopping angle θ_r) appears as the up (resp. down) tips in the “saw tooth” plot of Fig. 1, fluctuating around the value 25° (resp. 23.5°) with thus an avalanche amplitude $\Delta\theta$ around 1.5°.

The fluctuations of θ_m , θ_r and $\Delta\theta$ analyzed for a set of 340 successive avalanches can be seen in Fig. 2. The corresponding histograms display bell shapes with the corresponding mean values and standard deviation: $\theta_m = 25.1^\circ \pm 0.3^\circ$, $\theta_r = 23.4^\circ \pm 0.15^\circ$ and $\Delta\theta = 1.65^\circ \pm 0.35^\circ$. The θ_m and θ_r values are close but their distributions do not overlap and no avalanches of amplitude below 0.8° have been recorded. When the stopping angle θ_r of any avalanche is plotted as a func-

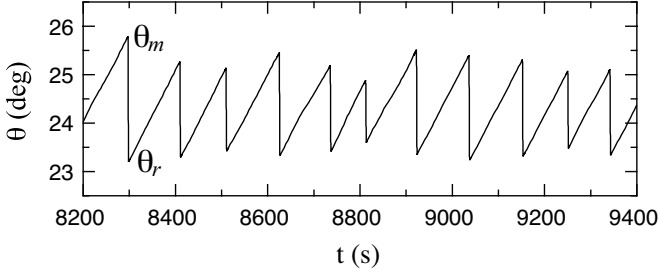


FIG. 1: Time evolution of the pile slope θ for glass beads of diameter $d = 1$ mm in a drum of diameter $2R = 50$ cm and width $b = 5$ cm rotating at the angular velocity $\Omega \simeq 0.018^\circ/\text{s}$.

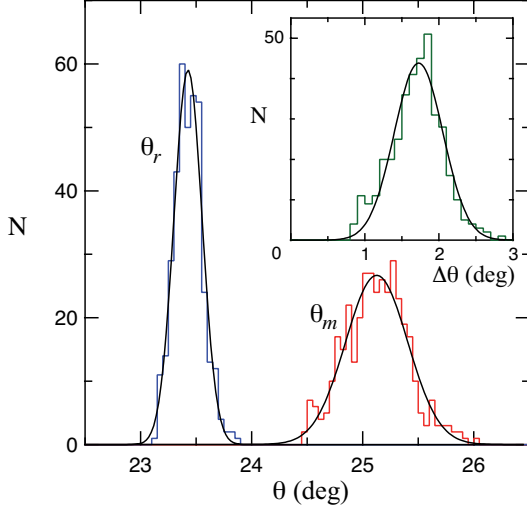


FIG. 2: Histograms of θ_m and θ_r , and of $\Delta\theta$ in inset, for 340 avalanches of glass beads ($d = 1$ mm) in a rotating drum ($2R = 50$ cm, $b = 5$ cm). (—) Best gaussian fits.

tion of the corresponding starting angle θ_m , it appears a weak but unambiguous correlation of negative slope coefficient: Despite large fluctuations, avalanches that start at a high angle tend to stop at a low angle (Fig. 3). By this correlation, one can define a “neutral” angle that would be the angle of zero avalanche amplitude. This neutral angle $\theta_n = 23.7^\circ \pm 0.15^\circ$ is significantly below the average angle $(\overline{\theta_m} + \overline{\theta_r})/2$ and above the mean stopping angle $\overline{\theta_r}$. As the slope coefficient of the correlation is -0.22 , the mean neutral angle is $\overline{\theta_n} = \overline{\theta_r} + 0.18\overline{\Delta\theta}$.

Let us now examine how precisely the slope interface relaxes in time from θ_m to θ_r . Figure 4 shows two typical relaxation curves $\theta(t)$ for two different values of the starting angle θ_m : We see that the avalanche which starts at a larger angle θ_m stops at a smaller angle θ_r (as already seen statistically in Fig. 3) in a shorter time (the neutral angle θ_n is indeed crossed after ~ 0.8 s instead of ~ 1.1 s for the smaller avalanche). By fitting these relaxation curves by gaussians of the form $\theta(t) = \theta_r + \Delta\theta \exp(-t^2/\tau^2)$ we find a characteristic time τ for each avalanche. The inset of Fig. 4 shows the same data

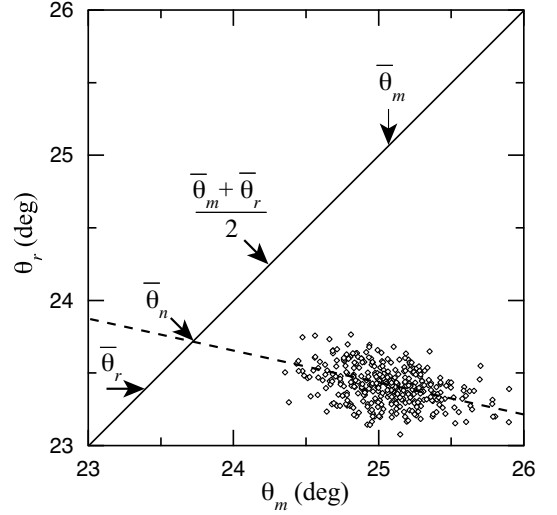


FIG. 3: Stopping angle θ_r as a function of the starting angle θ_m for each of the 340 avalanches of Fig. 2. (\diamond) Experimental results and (---) best linear fit of slope -0.22 and intercept $\overline{\theta_n} \simeq 23.7^\circ$ with the bisector $\theta_r = \theta_m$.

in a normalized plot where the reduced deviation of the slope angle from the neutral angle, $\tilde{\theta} = (\theta - \theta_n)/(\theta_m - \theta_n)$, is displayed as a function of the non dimensional time $\tilde{t} = t/\tau$: The normalized curves corresponding to the two avalanches collapse onto a single curve close to the gaussian curve $\tilde{\theta} = -0.22 + 1.22 \exp(-\tilde{t}^2)$. Note that we define for each avalanche a neutral angle by $\theta_n = \theta_r + 0.18\Delta\theta$ as we believe that θ_n also fluctuates with the slightly different configurations explored by the pile. By processing the 340 avalanches in the same way, we obtain the normalized plot of Fig. 5 where the solid line stands for the mean value whereas the two dotted lines stand for the corresponding standard deviation. One can see that the dispersion is rather weak meaning that a unique curve exists for the time relaxation of the slope angle when expressed in the appropriate reduced parameters.

The precise determination of the time scale τ of each avalanche shows that τ is correlated to the avalanche amplitude $\Delta\theta$, τ being smaller for larger $\Delta\theta$ (Fig. 6). The detailed analysis of such a dependence τ vs $\Delta\theta$ has been achieved by doing experiments with different grain diameters ($0.2 < d < 8$ mm), drum radii ($4 < R < 25$ cm, $30 < R/d < 350$) and widths ($2 < b < 10$ cm, $10 < b/d < 100$, $0.1 < b/R < 0.5$). The results show that τ does not vary with d nor with b (except via the possible $\Delta\theta$ variation) but scales as $(R/g\Delta\theta)^{1/2}$ (Fig. 6 and inset). This result will be discussed later.

Let us now present a simple model for the avalanche dynamics which reproduces our main experimental findings: (i) the stopping angle θ_r is correlated to the starting angle θ_m via an intermediate “neutral” angle θ_n , (ii) the time relaxation of the pile slope is asymmetric with respect to θ_n , with a shape close to half a gaussian curve,

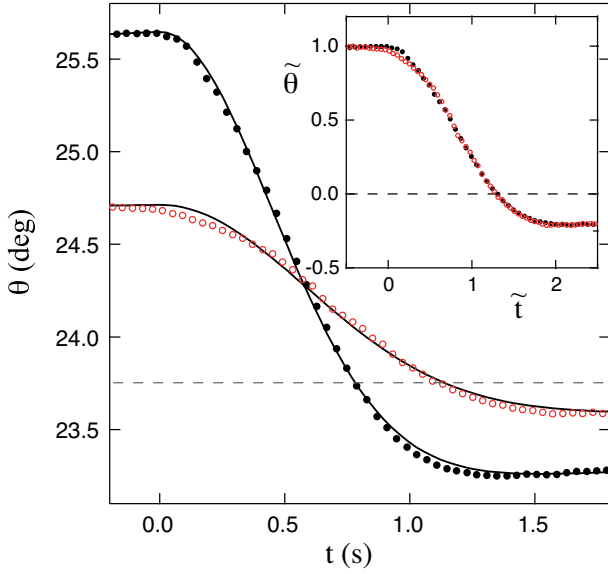


FIG. 4: Experimental time evolution of θ for two avalanches (\bullet, \circ) of different amplitudes $\Delta\theta$, together with the corresponding gaussian fits (—): (\bullet) $\theta_m = 25.64^\circ$, $\theta_r = 23.25^\circ$, and $\tau = 0.64$ s ($\theta_n = 23.68^\circ$); (\circ) $\theta_m = 24.71^\circ$, $\theta_r = 23.59^\circ$, and $\tau = 0.83$ s ($\theta_n = 23.79^\circ$). The dashed line corresponds to the neutral angle $\theta_n \simeq 23.74^\circ$. Inset: same data in the normalized plot ($\tilde{\theta} = (\theta - \theta_n)/(\theta_m - \theta_n)$, $\tilde{t} = t/\tau$).

and (iii) the time duration τ of each avalanche is correlated to its amplitude $\Delta\theta$ (thus to the initial deviation $\theta_m - \theta_n \simeq 0.82\Delta\theta$) with the scaling $\tau \sim (R/g\Delta\theta)^{1/2}$.

Considering a thin layer of grains of thickness λ in motion with the velocity $v(t)$ at the pile surface of slope θ , the slope variation $\theta(t)$ is related to $v(t)$ by mass conservation as the grain flux $q(t)$ per unit width at the drum center is $q(t) = \lambda v(t) = -(R^2/2)(d\theta/dt)$. The time dynamics of the pile slope can then be written by momentum conservation as

$$dv/dt = -(R^2/2\lambda)(d^2\theta/dt^2) = g(\sin\theta - \mu\cos\theta), \quad (1)$$

where the acceleration of the layer is the result of its tangential driving gravity force reduced by a resisting friction force. In this model, the dynamic friction coefficient $\mu(v)$ accounts for all the complex grain interactions, i.e. trapping, solid friction and collisions [17], and can be written as $\mu(v) = \mu_0 + f(v)$. The first term μ_0 is the friction coefficient at vanishing velocity which comes essentially from trapping effect, and we will see that it corresponds to the neutral angle θ_n : $\mu_0 = \tan\theta_n$. The second term is a positive function $f(v)$ that stands for the increase of the effective friction with velocity mainly due to collisional effects. Eq. (1) can then be written

$$dv/dt = g\sin(\theta - \theta_n)/\cos\theta_n - gf(v)\cos\theta. \quad (2)$$

At the very beginning of the avalanche, $\theta(t) \sim \theta_m$ and $f(v) \sim 0$ so that the dynamics reduces to a free fall not

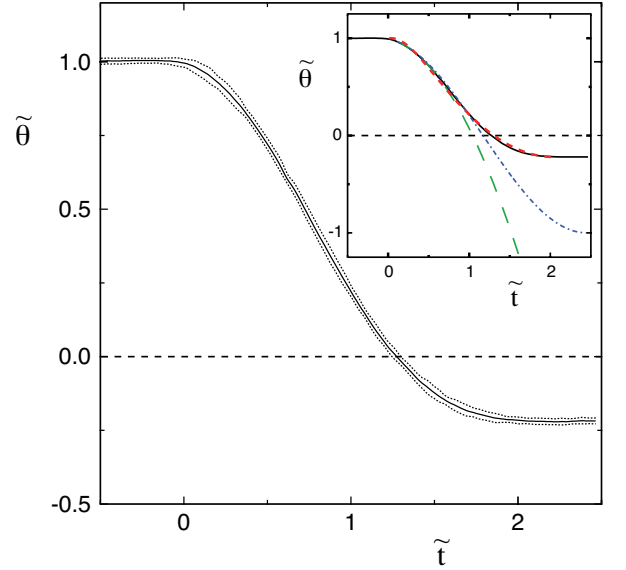


FIG. 5: Normalized time evolution of the reduced pile angle for the 340 avalanches: Experimental average time evolution (—) and standard deviation (\cdots). Inset: Same data (—) with the “free fall” parabolic approximation (— —), the cosine “collisionless” approximation (— · —) and the adjusted solution from complete model equation (4) (\cdots).

with the usual acting gravity $g\sin\theta_m$ but with the effective reduced gravity $g^* = g\sin(\theta_m - \theta_n)/\cos\theta_n \sim g\Delta\theta$. Similar dynamics would be obtained for a mass sliding with constant friction on an inclined plane. Let us note that the experimental law for the time duration of avalanches $\tau \simeq 0.83(R/g\Delta\theta)^{1/2}$ traduces exactly this free fall dynamics on the characteristic distance $\sim R$. The experimental curves being fitted by the gaussian law $\theta(t) = \theta_r + \Delta\theta\exp(-t^2/\tau^2)$, the initial acceleration is $(d^2\theta/dt^2)_{t=0} = -2\Delta\theta/\tau^2$. Matching this value with the model value $-g^*(2\lambda/R^2)$ imposes $\lambda = \alpha R\Delta\theta$ with $\alpha \simeq 1.6$ for the flowing thickness. Let us now describe the entire dynamics. As $\theta(t) - \theta_n$ remains always small, Eqs. (1-2) can be written for the reduced angle $\tilde{\theta}$ as

$$d^2\tilde{\theta}/d\tilde{t}^2 + \omega^2\tilde{\theta} = \beta f(v), \quad (3)$$

with $\omega^2 = 2\alpha g\Delta\theta/R\cos\theta_n$ and $\beta = 2\alpha g\cos\theta_n/0.82R$. If the $f(v)$ term is neglected, the pile slope dynamics reduces to a cosine relaxation of period $2\pi/\omega$ depending on the starting angle, and centered on θ_n as the dynamics for θ is dissipative via the non zero friction term μ_0 ($\theta_n \neq 0$). An harmonic equation has been already derived, e.g. from BCRC models [9, 10], considering a time evolving thickness $\lambda(t)$ and a constant downhill velocity v . The opposite is observed experimentally [18]: $v(t)$ evolves in time with a constant λ that controls the exponential decrease of the velocity with the depth, which justifies the present modeling approach. The cosine solution, as the free fall parabolic approximation, deviates clearly for $t \gtrsim \tau$ from the experimental curve (see inset

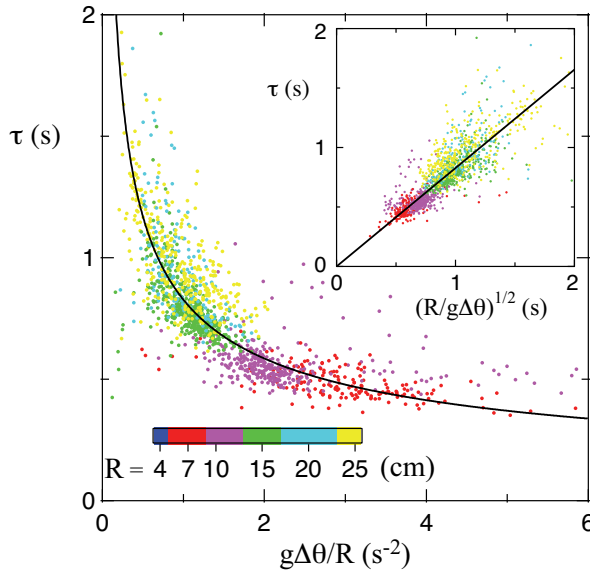


FIG. 6: (Color online) Avalanche time duration τ as a function of $g\Delta\theta/R$ for 1500 avalanches. Each data point corresponds to one avalanche and the different colors correspond to different drum radius R from 4 to 25 cm as indicated in the gray (color online) range. Inset: Same data as a function of $(R/g\Delta\theta)^{1/2}$. (—): Best fit by equation $\tau = 0.83(R/g\Delta\theta)^{1/2}$.

of Fig. 5) meaning that the $f(v)$ term cannot be then neglected. Assuming for $f(v)$ a general power law dependence $f(v) = \gamma|v|^n$ and taking into account the existence of an experimental *master curve* for the pile slope relaxation $\tilde{\theta}(\tilde{t})$, Eq. (3) becomes

$$d^2\tilde{\theta}/d\tilde{t}^2 + A\tilde{\theta} = B(d\tilde{\theta}/d\tilde{t})^2, \quad (4)$$

with $A = \omega^2\tau^2 \simeq 1.5\alpha$ and $B = R/L$, where $L \simeq 2.7\alpha/\gamma g$ can be considered as a dissipative length for the kinetic energy [19]. Note that the quadratic dependence we find for $f(v)$ (see Eq. 4) was already used in Ref. [8], and is consistent with experimental results on the elementary process of grain motion [17] and with the recent modeling of the solid-liquid transition exhibited by granular matter [20]. In Eq. (4), the larger B is, the larger is the curve asymmetry with respect to θ_n ($\tilde{\theta}$). The slope dynamics given by the complete model equation (4) is found close to the experimental slope relaxation for $A \simeq 3.6$ and $B \simeq 2.2$ (see inset of Fig. 5), which corresponds to $\lambda \simeq 2.4R\Delta\theta$ and $L \simeq 0.45R$. This dissipative length L , equal to a fraction of the pile length, is consistent with the observed typical displacements of surface grains during the avalanche. The fact that the flowing thickness must be $\lambda \sim R\Delta\theta$ to fit the experimental time duration agrees with the scaling arguments of mass conservation suggested by Ref. [21]. However, this prediction should be tested experimentally in details by varying carefully the different parameters as it is hard to conclude whether the first direct measurements of λ in Ref. [18] support or not such a scaling.

To conclude, we have shown that the fluctuating stopping angle is correlated to the fluctuating starting angle, via an intermediate neutral angle, characteristic of the dry granular pile in its container. This neutral angle corresponding to an exact erosion/accretion balance corresponds also to the effective dynamic friction coefficient at vanishing velocity of the pile. The correlation with smaller stopping angles for larger starting angles demonstrates the role of inertia in a closed box, in contrast to submarine avalanches which are totally dissipative and relax in a quasi-static way [22]. For the dry granular avalanches, the deviation of the starting angle from the neutral angle governs the subsequent relaxation dynamics beyond the large fluctuations inherent to granular matter. Finally, the non trivial results that the avalanche time duration is smaller for larger avalanche amplitude arises from the existence of both inertia and solid friction.

We acknowledge D. Lhuillier, P.-Y. Lagr  e, G.-M. Homsy, and E. Trizac for their fruitful comments.

-
- [1] G. D. R. Midi, *Eur. Phys. J. E* **14**, 341 (2004).
 - [2] P. Evesque and J. Rajchenbach, *C. R. Acad. Sci. Paris, s  rie II* **307**, 223 (1988); H.M. Jaeger, C.-H. Liu, and S.R. Nagel, *Phys. Rev. Lett.* **62**, 40 (1989).
 - [3] G. A. Held *et al.*, *Phys. Rev. Lett.* **65**, 1120 (1990); C.-H. Liu, H. M. Jaeger, and S. Nagel, *Phys. Rev. A* **43**, 7091 (1991).
 - [4] M. Caponeri *et al.* in *Mobile Particulate Systems*, pp. 331-336 (E. Guazzelli and L. Oger eds., Kluwer Academic Publishers, Dordrecht, 1994).
 - [5] R. Albert *et al.*, *Phys. Rev. E* **56**, R6271 (1997).
 - [6] L. Bocquet, E. Charlaix, and F. Restagno, *C.R. Physique* **3**, 207 (2002), and references herein.
 - [7] J.-P. Bouchaud *et al.*, *J. Phys. I France* **4**, 1383 (1994).
 - [8] S. J. Linz and P. H  nggi, *Phys. Rev. E* **51**, 2538 (1995).
 - [9] T. Boutreux and P.-G. de Gennes, *C. R. Acad. Sci. Paris S  rie IIb* **325**, 85 (1997); *ibid* **326**, 257 (1998).
 - [10] A. Aradian, E. Rapha  l and P.-G. de Gennes, *C. R. Physique* **3**, 187 (2002), and references herein.
 - [11] D. Bideau *et al.*, in *Powders and Grains 2001*, pp. 459-462 (Y. Kishino editor, Balkema, Tokyo, 2001).
 - [12] S. Courrech du Pont *et al.*, *Phys. Rev. Lett.* **90**, 044301 (2003).
 - [13] A. Daerr and S. Douady, *Europhys. Lett.* **47**, 324 (1999).
 - [14] S. Siavoshi and A. Kudrolli, *Phys. Rev. E* **71**, 051302 (2005).
 - [15] E. Lajeunesse, J. B. Monnier and G. M. Homsy, *Phys. Fluids*, **17**, 103302 (2005), and references herein.
 - [16] J.-F. Boudet, Y. Amarouchene, and H. Kellay, *Phys. Rev. Lett.* **96**, 158001 (2006).
 - [17] L. Quartier *et al.*, *Phys. Rev. E* **62**, 8299 (2000).
 - [18] S. Courrech du Pont *et al.*, *Phys. Rev. Lett.* **94**, 048003 (2005).
 - [19] H. M. Jaeger *et al.*, *Europhys. Lett.* **11**, 619 (1990).
 - [20] P. Mills, P. Rognon, and F. Chevoir, *Europhys. Lett.* **81**, 64005 (2008).
 - [21] J. Rajchenbach *et al.*, *Adv. Phys.* **49**, 229 (2000).
 - [22] D. Doppler *et al.*, *J. Fluid Mech.* **577**, 161 (2007).